























İçindekiler	Contents	Inhalt		Sayfa Page Seite
Genel Bilgiler	General Information	Einführung		
Tip Tanımları	Type Designations	Typenbezeichnungen		1
Redüktör Siparişi	Gearbox Ordering	Getriebeeinladung		4
Geri Dönüş Kilitli Redüktörlerde Dönme Yönü	Direction of rotation of the gearbox with a backstop	Getriebe mit Rücklaufsperr		5
Uygulamalar	Applications	Anwendungen		6
Moment- Güç Hesabı	Calculation Torque - Power	Die Berechnung Der Drehmomente-Leistung		7
Servis Faktörü	Service Factor	Betriebsfaktor		9
Redüktör Yükleme Karakteristikleri	Load Characteristics of Gearbox	Belastungskennwerte		10
Radyal Yükler	Over Loads	Querkräfte		14
Frenler	Breaks	Bremsen		21
Kontrol - Bakım	Control - Maintenance	Kontrolle - Pflege		24
Yağ Tablosu	Lubricant Table	Schmire Tabelle		26
Montaj Pozisyonları ve Yağ Miktarları	Mounting Positions and Oil Quantities	Baufornen und Ölmengen Tabellen		27
Monoblok Helisel Dişlili Motorlu Redüktörler (İRAM...)	Monoblock Helical Geared Motors (İRAM ...)	Monoblock Stirnradtriebmotoren (İRAM ...)		53
Güç ve Devir Tablosu	Performance Tables	Leistung und Drehzahlübersicht		54
Ölçü Sayfaları	Dimension Sheets	Maßblätter		125
Monoblok Helisel Dişlili Redüktörler (İRAPM ...) (IEC)	Monoblock Helical Gear Units (İRAPM ...) (IEC)	Monoblock Stirnradgetriebe (İRAPM ...) (IEC)		182
Ölçü Sayfaları	Dimension Sheets	Maßblätter		183
Monoblok Helisel Dişlili Redüktörler (İRÁ ...)	Monoblock Helical Gear Units (İRÁ ...)	Monoblock Stirnradgetriebe (İRÁ ...)		210
Güç ve Devir Tablosu	Performance Tables	Leistung und Drehzahlübersicht		211
Ölçü Sayfaları	Dimension Sheets	Maßblätter		236
Monoblok Helisel Dişlili Redüktörler (İRÁP ...) (IEC)	Monoblock Helical Gear Units (İRÁP ...) (IEC)	Monoblock Stirnradgetriebe (İRÁP ...) (IEC)		290
Ölçü Sayfaları	Dimension Sheets	Maßblätter		291
Helisel Dişlili Redüktörler (İRÓ ...)	Helical Gear Units (İRÓ ...)	Stirnradgetriebe (İRÓ ...)		318
Güç ve Devir Tablosu	Performance Tables	Leistung und Drehzahlübersicht		319
Ölçü Sayfaları	Dimension Sheets	Maßblätter		326

İçindekiler	Contents	Inhalt		Sayfa Page Seite
Paralel Milli Motorlu Redüktörler (YPM ...)	Parallel Shaft Geared Motors (YPM ...)	Flashgetriebemotoren (YPM ...)		330
Güç ve Devir Tablosu	Performance Tables	Leistung und Drehzahlübersicht		331
Ölçü Sayfaları	Dimension Sheets	Maßblätter		353
Paralel Milli Redüktörler (YPPM ...) (IEC)	Parallel Shaft Gear Units (YPPM ...) (IEC)	Flashgetriebe (YPPM ...) (IEC)		366
Ölçü Sayfaları	Dimension Sheets	Maßblätter		367
Paralel Milli Redüktörler (YP ...)	Parallel Shaft Gear Units (YP ...)	Flashgetriebe (YP ...)		369
Güç ve Devir Tablosu	Performance Tables	Leistung und Drehzahlübersicht		370
Ölçü Sayfaları	Dimension Sheets	Maßblätter		377
Paralel Milli Redüktörler (YPP ...) (IEC)	Parallel Shaft Gear Units (YPP ...) (IEC)	Flashgetriebe (YPP ...) (IEC)		390
Ölçü Sayfaları	Dimension Sheets	Maßblätter		391
Konik Dişlili Motorlu Redüktörler (İRK M ...)	Bevel Geared Motors (İRK M ...)	Kegelradgetriebemotoren (İRK M ...)		393
Güç ve Devir Tablosu	Performance Tables	Leistung und Drehzahlübersicht		394
Ölçü Sayfaları	Dimension Sheets	Maßblätter		429
Konik Dişlili Redüktörler (İRKPM ...) (IEC)	Bevel Gear Units (İRKPM ...) (IEC)	Kegelradgetriebe (İRKPM ...) (IEC)		456
Ölçü Sayfaları	Dimension Sheets	Maßblätter		457
Konik Dişlili Redüktörler (İRK ...)	Bevel Gear Units (İRK ...)	Kegelradgetriebe (İRK ...)		469
Güç ve Devir Tablosu	Performance Tables	Leistung und Drehzahlübersicht		470
Ölçü Sayfaları	Dimension Sheets	Maßblätter		481
Konik Dişlili Redüktörler (İRK P ...) (IEC)	Bevel Gear Units (İRK P ...) (IEC)	Kegelradgetriebe (İRK P ...) (IEC)		508
Ölçü Sayfaları	Dimension Sheets	Maßblätter		509

İçindekiler	Contents	Inhalt		Sayfa Page Seite
Helisel Dişlilili Motorlu Redüktörler (4DSM ...)	Helical Geared Motors (4DSM ...)	<i>Stirnradtriebmotoren (4DSM ...)</i>		521
Güç ve Devir Tablosu	Performance Tables	<i>Leistung und Drehzahlübersicht</i>		522
Ölçü Sayfaları	Dimension Sheets	<i>Maßblätter</i>		528
Helisel Dişlilili Redüktörler (A - 2A - 3A - 4A ...)	Helical Gear Units (A - 2A - 3A - 4A ...)	<i>Stirnradgetriebe (A - 2A - 3A - 4A ...)</i>		531
Güç ve Devir Tablosu	Performance Tables	<i>Leistung und Drehzahlübersicht</i>		532
Ölçü Sayfaları	Dimension Sheets	<i>Maßblätter</i>		564
Helisel Dişlilili Extruder Tipi Redüktörler (2AE - 3AE ...)	Helical Gear Units, Extruder Type (2AE - 3AE ...)	<i>Extruder Stirnradgetriebe (2AE - 3AE ...)</i>		576
Ölçü Sayfaları	Dimension Sheets	<i>Maßblätter</i>		577
Sonsuz Vidalı Motorlu Redüktörler (İRSAM ...)	Worm Geared Motors (İRSAM ...)	<i>Schneckentriebmotoren (İRSAM ...)</i>		585
Güç ve Devir Tablosu	Performance Tables	<i>Leistung und Drehzahlübersicht</i>		586
Ölçü Sayfaları	Dimension Sheets	<i>Maßblätter</i>		595
Sonsuz Vidalı Redüktörler (İRSA ...)	Worm Gear Units (İRSA ...)	<i>Schneckengetriebe (İRSA ...)</i>		612
Güç ve Devir Tablosu	Performance Tables	<i>Leistung und Drehzahlübersicht</i>		613
Ölçü Sayfaları	Dimension Sheets	<i>Maßblätter</i>		621
Sonsuz Vidalı Redüktörler (İRSAP ...) (IEC)	Worm Gear Units (İRSAP ...) (IEC)	<i>Schneckengetriebe (İRSAP ...) (IEC)</i>		638
Ölçü Sayfaları	Dimension Sheets	<i>Maßblätter</i>		639
Sonsuz Vidalı Helisel Dişlilili Motorlu Redüktörler (İRSDM ...)	Helical, Worm Geared Motors (İRSDM ...)	<i>Stirnrad, Schneckentriebmotoren (İRSDM ...)</i>		651
Güç ve Devir Tablosu	Performance Tables	<i>Leistung und Drehzahlübersicht</i>		652
Ölçü Sayfaları	Dimension Sheets	<i>Maßblätter</i>		663
Sonsuz Vidalı Helisel Dişlilili Redüktörler (İRSD ...)	Helical, Worm Gear Units (İRSD ...)	<i>Stirnrad, Schneckengetriebe (İRSD ...)</i>		674
Güç ve Devir Tablosu	Performance Tables	<i>Leistung und Drehzahlübersicht</i>		675
Ölçü Sayfaları	Dimension Sheets	<i>Maßblätter</i>		685
Özel Tip Redüktörler	Special Gear Units	<i>Sondergetriebe</i>		695
Ölçü Sayfaları	Dimension Sheets	<i>Maßblätter</i>		696
Yedek Parça Listeleri	General Parts List	<i>Einzelteiliste</i>		704

	Tip Tanımları	Type Designations	Typenbezeichnungen
İRAM ...	Ayaklı, Helisel Dişlili Motorlu Redüktör	Helical Geared Motors, Foot Mounted	<i>Stirradtriebemotoren, Fußausführung</i>
İRAFM ...	Ayaklı, Flanşlı, Helisel Dişlili Motorlu Redüktör	Helical Geared Motors, Foot and Flange Mounted	<i>Stirradtriebemotoren, Fußaus und Flanschausführung</i>
İRFM ...	Flanşlı, Helisel Dişlili Motorlu Redüktör	Helical Geared Motors, Flange Mounted	<i>Stirradtriebemotoren, Flanschausführung</i>
İRBM ...	Boğazlı, Helisel Dişlili Motorlu Redüktör	Helical Geared Motors, with Agitator	<i>Stirradtriebemotoren, Rührwerksausführung</i>
İRAM ... - ...	Ayaklı, Çift Gövdeli Helisel Dişlili Motorlu Redüktör	Double Helical Geared Motors, Foot Mounted	<i>DoppleStirradtriebemotoren, Fußausführung</i>
İRFM ... - ...	Flanşlı, Çift Gövdeli Helisel Dişlili Motorlu Redüktör	Double Helical Geared Motors, Flange Mounted	<i>DoppleStirradtriebemotoren, Flanschausführung</i>
İRAPM ... (IEC)	Ayaklı, Helisel Dişlili, Pam Flanşlı (IEC), Motorlu Redüktör	Helical Geared Motors, Foot Mounted, with IEC Flange	<i>Stirradtriebemotoren, Fußausführung, IEC Flansch</i>
İRAFP ... (IEC)	Ayaklı, Flanşlı, Helisel Dişlili, Pam Flanşlı (IEC), Motorlu Redüktör	Helical Geared Motors, Foot and Flange Mounted, with IEC Flange	<i>Stirradtriebemotoren, Fußaus und Flanschausführung, IEC Flansch</i>
İRFPM ... (IEC)	Flanşlı, Helisel Dişlili, Pam Flanşlı (IEC), Motorlu Redüktör	Helical Geared Motors, Flange Mounted, with IEC Flange	<i>Stirradtriebemotoren, Flanschausführung, IEC Flansch</i>
İRA ...	Ayaklı, Helisel Dişlili Motorsuz Redüktör	Helical Gear Units, Foot Mounted	<i>Stirradgetriebe, Fußausführung</i>
İRAF ...	Ayaklı, Flanşlı, Helisel Dişlili Motorsuz Redüktör	Helical Gear Units, Foot and Flange Mounted	<i>Stirradtrieb, Fußaus und Flanschausführung</i>
İRF ...	Flanşlı, Helisel Dişlili Motorsuz Redüktör	Helical Gear Units, with Flange	<i>Stirradgetriebe, Flanschausführung</i>
İRA ... - ...	Ayaklı, Çift Gövdeli Helisel Dişlili Motorsuz Redüktör	Double Helical Gear Units, Foot Mounted	<i>DoppleStirradgetriebe, Fußausführung</i>
İRF ... - ...	Flanşlı, Çift Gövdeli Helisel Dişlili Motorsuz Redüktör	Double Helical Gear Units, Flange Mounted	<i>DoppleStirradgetriebe, Flanschausführung</i>
İRAP ... (IEC)	Ayaklı, Helisel Dişlili, Pam Flanşlı (IEC), Motorsuz Redüktör	Helical Gear Units, Foot Mounted, with IEC Flange	<i>Stirradgetriebe, Fußausführung, IEC Flansch</i>
İRAFP ... (IEC)	Ayaklı, Flanşlı, Helisel Dişlili, Pam Flanşlı (IEC), Motorsuz Redüktör	Helical Gear Units, Foot and Flange Mounted, with IEC Flange	<i>Stirradtrieb, Fußaus und Flanschausführung, IEC Flansch</i>
İRFPM ... (IEC)	Flanşlı, Helisel Dişlili, Pam Flanşlı (IEC), Motorsuz Redüktör	Helical Gear Units, with Flange and IEC Flange	<i>Stirradgetriebe, Flanschausführung, IEC Flansch</i>
İRO ...	O-Tipi Helisel Dişlili Motorsuz Redüktör	Helical Gear Units, O-Type	<i>Stirradgetriebe, O-Typ</i>
YPM ...	Paralel Milli, Helisel Dişlili Motorlu Redüktör	Parallel Shaft Helical Geared Motors	<i>Flachtriebemotoren</i>
YPFM ...	Paralel Milli, Flanşlı Helisel Dişlili Motorlu Redüktör	Parallel Shaft Helical Geared Motors, with Flange	<i>Flachtriebemotoren, Flanschausführung</i>
YPM ... - ...	Paralel Milli, Helisel Dişlili, Çift Gövdeli Motorlu Redüktör	Double Parallel Shaft Helical Geared Motors	<i>DoppleFlachtriebemotoren</i>
YPFM ... - ...	Paralel Milli, Flanşlı Helisel Dişlili, Çift Gövdeli Motorlu Redüktör	Double Parallel Shaft Helical Geared Motors, with Flange	<i>DoppleFlachtriebemotoren, Flanschausführung</i>
YPPM ... (IEC)	Paralel Milli, Helisel Dişlili, Pam Flanşlı (IEC), Motorlu Redüktör	Parallel Shaft Helical Geared Motors, with IEC Flange	<i>Flachtriebemotoren, IEC Flansch</i>
YPFPM ... (IEC)	Paralel Milli, Flanşlı Helisel Dişlili, Pam Flanşlı (IEC), Motorlu Redüktör	Parallel Shaft Helical Geared Motors, with Flange and IEC Flange	<i>Flachtriebemotoren, Flanschausführung, IEC Flansch</i>

	Tip Tanımları	Type Designations	Typenbezeichnungen
YP ...	Paralel Millî, Helisel Dişlili Motorsuz Redüktör	Parallel Shaft Helical Gear Units	<i>Flachgetriebe</i>
YPF ...	Paralel Millî, Flanşlı Helisel Dişlili Motorsuz Redüktör	Parallel Shaft Helical Gear Units, with Flange	<i>Flachgetriebe, Flanschausführung</i>
YP ... - ...	Paralel Millî, Helisel Dişlili, Çift Gövdeli Motorsuz Redüktör	Double Parallel Shaft Helical Gear Units	<i>DoppleFlachgetriebe</i>
YPF ... - ...	Paralel Millî, Flanşlı Helisel Dişlili, Çift Gövdeli Motorsuz Redüktör	Double Parallel Shaft Helical Gear Units, with Flange	<i>DoppleFlachgetriebe, Flanschausführung</i>
YPP ... (IEC)	Paralel Millî, Helisel Dişlili, Pam Flanşlı (IEC), Motorsuz Redüktör	Parallel Shaft Helical Gear Units, with IEC Flange	<i>Flachgetriebe, IEC Flansch</i>
YPPF ... (IEC)	Paralel Millî, Flanşlı Helisel Dişlili, Pam Flanşlı (IEC), Motorsuz Redüktör	Parallel Shaft Helical Gear Units, with Flange and IEC Flange	<i>Flachgetriebe, Flanschausführung, IEC Flansch</i>
İRKM ...	Konik Dişlili Motorlu Redüktör	Bevel Geared Motors	<i>Kegelradtriebemotoren</i>
İRKFM ...	Flanşlı, Konik Dişlili Motorlu Redüktör	Bevel Geared Motors, Flange Mounted	<i>Kegelradtriebemotoren, Flanschausführung</i>
İRKM ... - ...	Konik Dişlili, Çift Gövdeli Motorlu Redüktör	Double Bevel Geared Motors	<i>DoppelKegelradtriebemotoren</i>
İRKFM ... - ...	Flanşlı, Konik Dişlili, Çift Gövdeli Motorlu Redüktör	Double Bevel Geared Motors, Flange Mounted	<i>DoppelKegelradtriebemotoren, Flanschausführung</i>
İRKPM ... (IEC)	Konik Dişlili, Pam Flanşlı (IEC), Motorlu Redüktör	Bevel Geared Motors, with IEC Flange	<i>Kegelradtriebemotoren, IEC Flansch</i>
İRKFPM ... (IEC)	Flanşlı, Konik Dişlili, Pam Flanşlı (IEC), Motorlu Redüktör	Bevel Geared Motors, Flange Mounted, with IEC Flange	<i>Kegelradtriebemotoren, Flanschausführung, IEC Flansch</i>
İRK ...	Konik Dişlili Motorsuz Redüktör	Bevel Gear Units	<i>Kegelradgetriebe</i>
İRKF ...	Flanşlı, Konik Dişlili Motorsuz Redüktör	Bevel Gear Units, Flange Mounted	<i>Kegelradtriebemotoren, Flanschausführung</i>
İRK ... - ...	Konik Dişlili, Çift Gövdeli Motorsuz Redüktör	Double Bevel Gear Units	<i>DoppelKegelradgetriebe</i>
İRKF ... - ...	Flanşlı, Konik Dişlili Çift Gövdeli Motorsuz Redüktör	Double Bevel Gear Units, Flange Mounted	<i>DoppelKegelradtriebemotoren, Flanschausführung</i>
İRKP ... (IEC)	Konik Dişlili, Pam Flanşlı (IEC), Motorsuz Redüktör	Bevel Gear Units, with IEC Flange	<i>Kegelradgetriebe, IEC Flansch</i>
İRKFPM ... (IEC)	Flanşlı, Konik Dişlili, Pam Flanşlı (IEC), Motorsuz Redüktör	Bevel Gear Units, Flange Mounted, with IEC Flange	<i>Kegelradtriebemotoren, Flanschausführung, IEC Flansch</i>
4DSM ...	Aeratör Tip, Helisel Dişlili Motorlu Redüktör	Helical Geared Motors, Aerator Type	<i>Stirnradgetriebe, Belüfer Typ</i>
A / 2A / 3A / 4A ...	Ağır Hizmet Tipi, Helisel Dişlili Motorsuz Redüktör	Horizontal Type Helical Geared Units	<i>Stirnradgetriebe, Horizontal Typ</i>
2AE / 3AE ...	Ağır Hizmet Extruder Tip, Helisel Dişlili Motorsuz Redüktör	Horizontal Type Helical Geared Units, Extruder Type	<i>Stirnradgetriebe, Horizontal-Extruder Typ</i>



	Tip Tanımları	Type Designations	Typenbezeichnungen
İRSAM ...	Ayaklı, Sonsuz Vidalı Motorlu Redüktör	Worm Geared Motors, Foot Mounted	<i>Schneckengetriebemotoren, Fußausführung</i>
İRSFM ...	Flanşlı, Sonsuz Vidalı Motorlu Redüktör	Worm Geared Motors, Flange Mounted	<i>Schneckengetriebemotoren, Flanschausführung</i>
İRSAPM ... (IEC)	Ayaklı, Sonsuz Vidalı, Pam Flanşlı (IEC), Motorlu Redüktör	Worm Geared Motors, Foot Mounted, with IEC Flange	<i>Schneckengetriebemotoren, Fußausführung, IEC Flansch</i>
İRSFPM ... (IEC)	Flanşlı, Sonsuz Vidalı, Pam Flanşlı (IEC), Motorlu Redüktör	Worm Geared Motors, Flange Mounted, with IEC Flange	<i>Schneckengetriebemotoren, Flanschausführung, IEC Flansch</i>
İRSA ...	Ayaklı, Sonsuz Vidalı Motorsuz Redüktör	Worm Geared Units, Foot Mounted	<i>Schneckengetriebe, Fußausführung</i>
İRSF ...	Flanşlı, Sonsuz Vidalı Motorsuz Redüktör	Worm Gear Units, Foot Mounted	<i>Schneckengetriebe, Flanschausführung</i>
İRSAP ... (IEC)	Ayaklı, Sonsuz Vidalı, Pam Flanşlı (IEC), Motorsuz Redüktör	Worm Geared Units, Foot Mounted, with IEC Flange	<i>Schneckengetriebe, Fußausführung, IEC Flansch</i>
İRSFP ... (IEC)	Flanşlı, Sonsuz Vidalı, Pam Flanşlı (IEC), Motorsuz Redüktör	Worm Gear Units, Foot Mounted, with IEC Flange	<i>Schneckengetriebe, Flanschausführung, IEC Flansch</i>
İRSDM ...	Ayaklı, Sonsuz Vidalı, Helisel Dişlili Motorlu Redüktör	Helical-Worm Geared Motors, Foot Mounted	<i>Stirnrad-Schneckengetriebemotoren, Fußausführung</i>
İRSDFM ...	Flanşlı, Sonsuz Vidalı, Helisel Dişlili Motorlu Redüktör	Helical-Worm Geared Motors, Flange Mounted	<i>Stirnrad-Schneckengetriebemotoren, Flanschausführung</i>
İRSD ...	Ayaklı, Sonsuz Vidalı, Helisel Dişlili Motorsuz Redüktör	Helical-Worm Gear Units, Foot Mounted	<i>Stirnrad-Schneckengetriebe, Fußausführung</i>
İRSDF ...	Flanşlı, Sonsuz Vidalı, Helisel Dişlili Motorsuz Redüktör	Helical-Worm Gear Units, Flange Mounted	<i>Stirnrad-Schneckengetriebe, Flanschausführung</i>
İRAEM	Extruder Tip, Helisel Dişlili Motorlu Özel Redüktör	Special Helical Geared Motors, Extruder Type	<i>SonderStirnradgetriebemotoren, Extruder Typ</i>
AD ...	Helisel Dişlili Motorlu Özel Redüktör	Special Helical Geared Motors, Vertical Type	<i>SonderStirnradgetriebemotoren, Vertikal Typ</i>
ADS ...	Sonsuz Vidalı, Helisel Dişlili Motorlu Özel Redüktör	Special Helical-Worm Geared Motors, Vertical Type	<i>SonderStirnrad-Schneckengetriebemotoren,</i>

Redüktör Siparişi

Gearbox Ordering

GetriebeEinladung

İRAM 151 İR 63 / 80 M 4a

- Kutup Sayısı / Pole Number / Polzahl
- Gövde Uzunluğu / Motor Length / Gehäuselänge
- Motor Tipi / Motor Type / Motor typ
- 2. Redüktör / 2. Gearbox / 2. Getriebe
- 1. Redüktör / 1. Gearbox / 1. Getriebe
- Redüktör Tipi / Gearbox Type / Getriebe Typ

İRAM 151 İR 63 / 80 M 4a	2 : 3000 d/d	2 : 3000 r.p.m	2 : 3000 min ⁻¹
	4 : 1500 d/d	4 : 1500 r.p.m	4 : 1500 min ⁻¹
	6 : 1000 d/d	6 : 1000 r.p.m	6 : 1000 min ⁻¹
	8 : 750 d/d	8 : 750 r.p.m	8 : 750 min ⁻¹
	S : Kısa	S : Short	S : Kurz
	M : Orta	M : Medium	M : Mittel
	L : Uzun	L : Long	L : Lang
	Eksen Yüksekliği (mm)		
	Axis Height (mm)		
	Achshöhe in mm		

İRAM 63 / 80 M 4a

- Motor / Motor / Motoren
- 1. Redüktör / 1. Gearbox / 1. Getriebe
- ... AM : Ayaklı, Motorlu / Foot mounted, With motor / Fußausführung, Motoren
- ... APM : Ayaklı, Pam Flanşlı(IEC), Motorlu / Foot mounted, With IEC flange, With motor / Fußausführung, IEC Flansch, Motoren
- ... AFM : Ayaklı, Flanşlı, Motorlu / Foot mounted, With flange, With motor / Fußausführung, Flanschausführung, Motoren
- ... AFPM : Ayaklı, Flanşlı, Pam Flanşlı(IEC), Motorlu / Foot mounted, With flange, With IEC flange, With motor / Fußausführung, Flanschausführung, IEC Flansch, Motoren
- ... FM : Flanşlı, Motorlu / With flange, With motor / Flanschausführung, Motoren
- ... FPM : Flanşlı, Pam Flanşlı(IEC), Motorlu / With flange, With IEC flange, With motor / Flanschausführung, IEC Flansch, Motoren
- ... BM : Boğazlı, Motorlu / With agitator, With motor / Rührwerksausführung, Motoren

Uygulamalar / Aplication / Bevechnungs

- 01 : Çıkış Mili / Output Shaft / Abtriebswelle
- 02 : Çift Çıkış Mili / Double Output Shaft / Doppelseitige Abtriebswelle
- H : Çektirme Pulu / Retaining Screw Washer / Abzieherscheibe
- SR : Sağ Sıkma Bileziği / Right Shrink Disk / Rechts Schrumpfscheibe
- SL : Sol Sıkma Bileziği / Left Shrink Disk / Links Schrumpfscheibe
- YPM 213 / 80 M 4a - 01 ... - RT : Sağ Moment Kolu / Right Torque arm / Rechts Drehmomentstütze
- LT : Sol Moment Kolu / Left Torque arm / Links Drehmomentstütze
- CW : Saat Yönü Dönüslü / Rotating Clockwise / uhrzeigersinn
- CCW : Saat Yönü Ters Dönüslü / Rotating Counterclockwise / gegen den uhrzeigersinn
- T : Toz Kapağı / Cover / Deckel
- f : Frenli Motor / Brake Motor / Bremsensensmotoren
- E : Encoder / Encoder / Drehgeber
- M : Monofaze Motor / Single Phase Motor / Einphasenmotoren
- CF : Cebri Fan / External Fan / Fremdlüfter
- EMK : Elektromanyetik Kavrama / Electromagnetic Clutches / Elektromagnetische Kupplungs

Bazı uygulamalarda redüktör kullanıcıları redüktör durduğunda sistemin ağırlıkla beraber geri kaymasını istemez. Bu gibi durumlarda redüktörlerde kilitli rulman uygulaması yapılır. Buna göre aşağıda verilen tiplere göre dönüş yönü belirtilmelidir.

Ccw : Saat Yönünün Tersi

Cw : Saat Yönü

In certain applications when the machinery stops, the operator would not like the gearbox to slip and loose its adjustment. Under these circumstances, the gearbox would be equipped with a locked ball bearing. Accordingly, the direction of rotation should be noted as shown below.

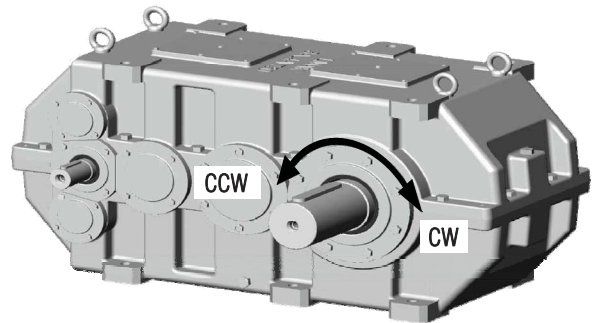



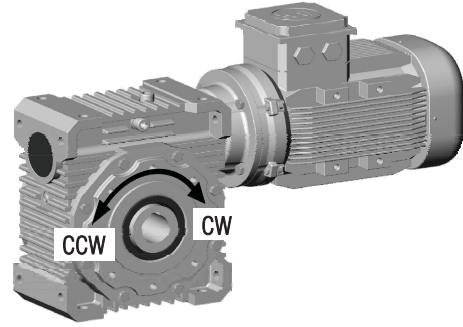

Ccw : Counterclockwise

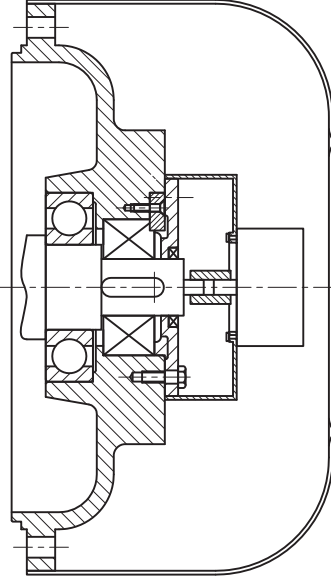
Cw : Clockwise

Bei manchen Anwendungen ist es gefordert ,dass beim Anhalten des Getriebes kein Rücklauf aufgrund der Belastung gestattet ist. Bei solchen Anforderungen wird nach Wunsch ein richtungsgebundenes Sperrlager eingebaut das den ungewollten Rücklauf verhindert . Die Drehrichtung wird wie unten gezeigt angegeben.

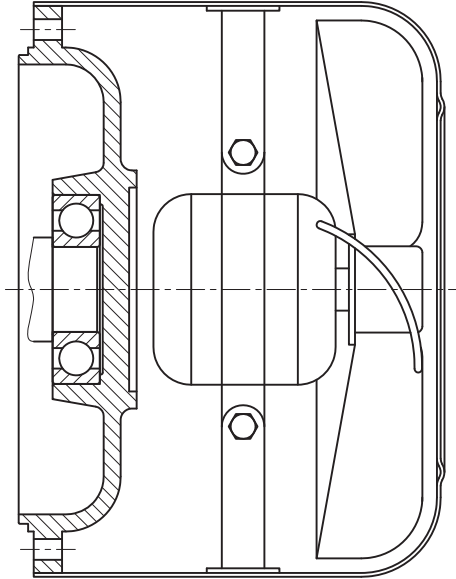
Ccw : gegen den uhrzeigersinn

Cw : uhrzeigersinn

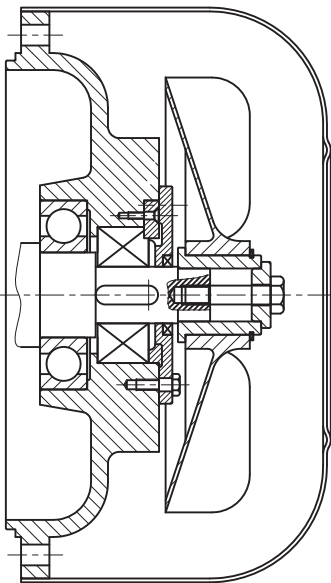




Encoder
Drehgeber



Cebri Fan
External Fan
Frennlüfter



Mekanik Kilit
Backstop
Rücklaufsperr

Müşteri isteğine uygun
According to the customer request
Kunden spezifisch

Redüktörlerin Çıkış Momentleri ve Makinayı Çalıştırmak için Gerekli Güç Hesabı

Genel olarak redüktör kataloglarındaki çıkış milindeki momentler tablo halinde verilir.

Redüktör çıkış milindeki moment aşağıdaki gibi hesaplanabilir:

$$M_2 = 9550 \frac{P \cdot \eta}{n_2} \dots (1)$$

M_2 = Döndürme Momenti (Nm)
 N = Motor Gücü (kW)
 η = Redüktör Verimi
 n_2 = Redüktör Çıkış Devri

Örnek 1:

1,5 kW gücünde bir elektrik motoru direkt akuple edilmiş, çıkış 30 d/d ve verimi %94 olan redüktörün çıkış milinden moment formül (1)'den

$$M_2 = 9550 \cdot 1,5 \cdot 0,94 / 30$$

$$M_2 = 448 Nm$$

Örnek 2:

$G = 700$ kg ağırlığındaki bir yük, $\alpha = 20^\circ$ eğik duran bir konveyör üzerinden bir kamyonu yükleme yapmaktadır. Bantın hızı $v = 0,4$ m/sn olduğuna göre bu yükü taşımak için kaç kW gücünde motor-redüktör grubuna ihtiyaç vardır? Konveyörün verimi $\eta_k = 0,85$ ve redüktörün verimini $\eta_r = 0,94$ olduğunu kabul edersek problemin çözümü için;

$$P(kW) = \frac{(1/8 \cdot \cos \alpha + \sin \alpha) \cdot G(kg) \cdot v(m/sn)}{102 \cdot \eta_r \cdot \eta_k} \dots (2)$$

formülü kullanılır.

Burada belirtilmesi gereken önemli bir nokta, sistemin rulmanlı yataklarla yataklanmış olmasıdır. Bu durumda formüldeki 1/8 değerini kullanabiliriz. Eğer yük sürtünmeli taşınsaydı, 1/8 değeri yerine sürtünme katsayısı bilinmesi gereken değeri kullanılmalı ve 1/8 yerine bu değer alınmalıdır. Sürtünmesiz kabul edilebilecek şartlardaki kuvvet ihtiyacı, açıya göre hiçbir zaman G değerinin üstüne çıkamaz.

$$P_h = \frac{(1/8 \cdot \cos 20^\circ + \sin 20^\circ) \cdot 700 \cdot 0,4}{102 \cdot 0,94 \cdot 0,85} = 1,57 kW$$

$$P = 1,15 \cdot P_h = 1,15 \cdot 1,57 = 1,80 kW$$

Standart motor gücünü seçersek 2,2 kW alınır.

Calculation of Gearbox Output Torque and Required Power to Operate Machine

Output torques of gearbox are generally given as table in the catalogues.

Torque of gearbox output shaft should be calculated as follows:

$$M_2 = 9550 \frac{P \cdot \eta}{n_2} \dots (1)$$

M_2 = Output Torque (Nm)
 N = Motor Power (kW)
 η = Gearbox Efficiency
 n_2 = Gearbox Output Speed

Example 1:

A 1,5 kW electric motor is directly coupled to a gearbox, output speed is 30 r.p.m and gearbox efficiency is 94% from the equation (1)

$$M_2 = 9550 \cdot 1,5 \cdot 0,94 / 30$$

$$M_2 = 448 Nm$$

Example 2:

$G = 700$ kg load are to be carried on a conveyor belt, that is inclined at $\alpha = 20^\circ$ from the horizontal, to a lorry. Conveyor speed is $v = 0,4$ m/sec. What is the required power of geared motor? Belt Conveyor efficiency is $\eta_k = 0,85$ and gearbox efficiency is $\eta_r = 0,94$

$$P(kW) = \frac{(1/8 \cdot \cos \alpha + \sin \alpha) \cdot G(kg) \cdot v(m/sn)}{102 \cdot \eta_r \cdot \eta_k} \dots (2)$$

Equation(2) is used for the solution of the problem. It is important to mention that belt conveyor system is working on the ball bearings. If the load is carried without using bearings, that is sliding under friction, real friction coefficient must be used instead of 1/8 value.

Power requirement for frictionless conditions, never exceeds G value according to angle. When the values are put in their places in the equation (2).

$$P_h = \frac{(1/8 \cdot \cos 20^\circ + \sin 20^\circ) \cdot 700 \cdot 0,4}{102 \cdot 0,94 \cdot 0,85} = 1,57 kW$$

$$P = 1,15 \cdot P_h = 1,15 \cdot 1,57 = 1,80 kW$$

Standard motor power of 2 kW should be taken.

Die Berechnung Der Abtriebsdrehmomente Des Getriebemotors und Die Berechnung Der Leistung, Die für Den Betrieb Des Motors Nötig Ist.

Im Allgemeinen werden die Abtriebsdrehmomente des Getriebemotors im Motorkatalog tabellarisch aufgezeigt.

Der Moment der Getriebemotor Abtriebswelle wird wie folgt berechnet:

$$M_2 = 9550 \frac{P \cdot \eta}{n_2} \dots (1)$$

M_2 = Drehmoment (Nm)
 N = Motorleistung (kW)
 η = Effizienz des Getriebemotors
 n_2 = Abtriebsdrehzahl des Getriebemotors

Beispiel 1:

Ein Elektromotor mit 1,5 kW Leistung ist direkt gekoppelt. Der Abtriebsdrehmoment des Getriebemotors, dessen Abtriebsdrehzahl 30 U/min. und Effizienz 94% beträgt, wird nach der Formel (1) wie folgt berechnet:

$$M_2 = 9550 \cdot 1,5 \cdot 0,94 / 30$$

$$M_2 = 448 Nm$$

Beispiel 2:

Eine Ladung mit einem Gewicht von $G = 700$ kg wird durch ein Förderband mit einer Neigung von $\alpha = 20^\circ$ in einen Lastwagen geladen. Wie groß ist die benötigte Leistung der Getriebemotorgruppe, wenn die Geschwindigkeit des Förderbandes $v = 0,4$ m/s beträgt? Wenn davon ausgegangen wird, dass die Leistung des Förderbandes $\eta_k = 0,85$ und die Leistung des Getriebemotors $\eta_r = 0,94$ beträgt, wird für die Lösung dieser Frage folgende Formel angewendet:

$$P(kW) = \frac{(1/8 \cdot \cos \alpha + \sin \alpha) \cdot G(kg) \cdot v(m/sn)}{102 \cdot \eta_r \cdot \eta_k} \dots (2)$$

Der wichtigste Punkt, der hierzu angegeben werden muss, ist, dass das System mit Kugellagern eingebettet ist. In diesem Fall können wir den Wert 1/8 in der Formel anwenden. Falls die Ladung nicht mit Kugellagern sondern Gleitlagern befördert wäre, sollte anstelle des Wertes 1/8 der Wert mit Reibungskoeffizient angewendet werden

Örnek 3:

Konveyör yere tam paralel taşınıyorsa, bu durumda $\alpha = 0^\circ$ olduğundan formül (2)'den;

$$P_h = \frac{(1/8) \cdot 700 \cdot 0,4}{102 \cdot 0,94 \cdot 0,85} = 0,43 \text{ kW}$$

$$P = 1,15 \cdot P_h = 1,15 \cdot 0,43 = 0,49 \text{ kW}$$

Standart motor gücünü seçersek 0,55 kW alınır.

Örnek 4:

Yük Asansörde dik olarak taşınıyorsa, bu durumda $\alpha = 90^\circ$ olduğundan formül (2)'den;

$$P_h = \frac{700 \cdot 0,4}{102 \cdot 0,94 \cdot 0,85} = 3,43 \text{ kW}$$

$$P = 1,15 \cdot P_h = 1,15 \cdot 3,43 = 3,95 \text{ kW}$$

Standart motor gücünü seçersek 4 kW alınır.

Redüktör Devir Sayısının Hesabı

Redüktör devir sayısının bulunabilmesi için konveyörün redüktör tarafından çevrilen tamburun veya asansör halat tamburunun çapı bilinmelidir. Bu takdirde aşağıdaki formül yardımıyla redüktör devir sayısı hesap edilebilir.

$$n_2(d/d) = \frac{V(m/sn) \cdot 6 \cdot 10^4}{d_1(mm) \cdot \pi} = \dots(3)$$

V = Bant veya Halatın hızı (m/sn)

d_1 = Tamburun Çapı (mm)

Mesela sistemdeki Bantın hızı 0,4 m/sn ve tamburun çapı Ø200 mm olsaydı redüktör devri: Formül (3)'ten.

$$n_2(d/d) = \frac{0,4 \cdot 6 \cdot 10^4}{200 \cdot \pi} = 38,2 d/d$$

Example 3:

The conveyor is at horizontal position. In this case $\alpha = 0^\circ$ From the equation (2)

$$P_h = \frac{(1/8) \cdot 700 \cdot 0,4}{102 \cdot 0,94 \cdot 0,85} = 0,43 \text{ kW}$$

$$P = 1,15 \cdot P_h = 1,15 \cdot 0,43 = 0,49 \text{ kW}$$

Standard motor power of 0,55 kW should be taken.

Example 4:

If the load carried at a vertical position $\alpha = 90^\circ$ From the equation (2)

$$P_h = \frac{700 \cdot 0,4}{102 \cdot 0,94 \cdot 0,85} = 3,43 \text{ kW}$$

$$P = 1,15 \cdot P_h = 1,15 \cdot 3,43 = 3,95 \text{ kW}$$

Standard motor power of 4 kW should be taken.

Calculation of Gearbox Speed

To be able to calculate gearbox output speed, head pulley diameter of conveyor or lift must be known. In this case, gearbox output speed is calculated by the following equation:

$$n_2(d/d) = \frac{V(m/sec) \cdot 6 \cdot 10^4}{d_1(mm) \cdot \pi} = \dots(3)$$

V = Conveyor Belt or Rope Speed (m/sec)

d_1 = Head Pulley Diameter (mm)

For instance, conveyor belt speed is 0,4 m/sec head pulley diameter is 200 mm Gearbox output speed is:

$$n_2(r.p.m) = \frac{0,4 \cdot 6 \cdot 10^4}{200 \cdot \pi} = 38,2 r.p.m$$

Die benötigte Leistung unter reibungslosen Konditionen, übersteigt entsprechend des Winkels niemals den Wert G. Wenn nun die Angaben in die Formel eingesetzt werden:

$$P_h = \frac{(1/8 \cdot \cos 20^\circ + \sin 20^\circ) \cdot 700 \cdot 0,4}{102 \cdot 0,94 \cdot 0,85} = 1,57 \text{ kW}$$

$$P = 1,15 \cdot P_h = 1,15 \cdot 1,57 = 1,80 \text{ kW}$$

Falls eine Standart Motorleistung gewählt wird, wird 2,2 kW eingesetzt.

Beispiel 3:

Das Förderband ist horizontal positioniert. In diesem Fall ist $\alpha = 0^\circ$ Aus Lösungsformel (2):

$$P_h = \frac{(1/8) \cdot 700 \cdot 0,4}{102 \cdot 0,94 \cdot 0,85} = 0,43 \text{ kW}$$

$$P = 1,15 \cdot P_h = 1,15 \cdot 0,43 = 0,49 \text{ kW}$$

Falls eine Standart Motorleistung gewählt wird, wird 0,55 kW eingesetzt.

Beispiel 4:

Falls die Ladung vertikal mit einem Aufzug getragen worden wäre in diesem Fall beträgt $\alpha = 90^\circ$, wird die Berechnung mit der Formel (2) wie folgt vorgenommen.

$$P_h = \frac{700 \cdot 0,4}{102 \cdot 0,94 \cdot 0,85} = 3,43 \text{ kW}$$

$$P = 1,15 \cdot P_h = 1,15 \cdot 3,43 = 3,95 \text{ kW}$$

Falls eine Standart Motorleistung gewählt wird, wird 4 kW eingesetzt.

Berechnung Der Getriebemotor - Abtriebsdrehzahl

Damit die Getriebemotor-Abtriebsdrehzahl berechnet werden kann, muss der Durchschnitt der Umleitrolle des Förderbands bzw. Aufzugseils, das vom Getriebemotor gedreht wird, bekannt sein. In diesem Fall, kann mit Hilfe der folgenden Formel die Getriebemotor-Abtriebsdrehzahl berechnet werden:

$$n_2(U/m) = \frac{V(m/s) \cdot 6 \cdot 10^4}{d_1(mm) \cdot \pi} = \dots(3)$$

V = Geschwindigkeit des Förder-bandes bzw. Aufzugseiles (m/s)

d_1 = Durchschnitt der Umleitrolle (mm)

$$n_2(U/m) = \frac{0,4 \cdot 6 \cdot 10^4}{200 \cdot \pi} = 38,2 U/m$$

Servis Faktörü (S_f)

(Servis Faktörü = İşletme Katsayısı = S_f)

Redüktörlerdeki bu değer, tahrik edeceği makinenin bütün teknik ve karakteristik özelliklerine dayanma süresine bağlıdır. Genel olarak makineler yüklenme bakımından üç tip karakteristik gösterirler.

1. HAFİF YÜK (U)
2. ORTA YÜK (M)
3. AĞIR YÜK (H)

Üç değişik yükleme biçiminde çalışan, üç ayrı makinede üretilen momentler birbirine eşitte olsalar, ağır çalışan makinede daha büyük işletme katsayılı Redüktör kullanılmaktadır.

Günlük çalışma saati ise, çalışan dişli ve transmisyon elemanlarının malzeme yorulmasına maruz kalması bakımından, çalışma saatinin fazla olması halinde zararlı yönde etki eder.

Star-Stop durumuna gelince, her makinenin ilk kalkış esnasında en yüksek yüke maruz kaldığı düşünülürse tehlikeli görülür. Mütعاekip çalışmalarda bu daha aşağıya düşer.

Katalogumuzda işletme katsayılarının nasıl kullanıldığını anlaşılması için bir misal ile belirtelim.

Önce tablo-1'den makinenin çalışma sahasına göre karakteristiğini belirleyelim. Makinemiz elektrik motor tahrikli ZİNCİR KOVALI EKSKAVATÖR ise yükleme durumu AĞIR' dir. (H)

Tablo 2'den makine 24 saat çalışacağına göre minimum işletme katsayısı $S_f = 2$ bulunur.

Motor gücü 5,5 kW, redüktör çıkış devri 76 d/d ise sayfa 101'den

Çıkış Devri : 76 d/d
Tahvil Oranı (i) : 18,47
İşletme Katsayısı (S_f) : 2,20

Redüktör seçilmiş olur.

Service Factor (S_f)

Value of the service factor of a gearbox depends on all technical and characteristic specifications of a driven machine. Generally machines have three types of loading characteristics:

1. UNIFORM LOAD (U)
2. MODERATE LOAD (M)
3. HEAVY LOAD (H)

Even if the torques required by three different machines operating at three different load specifications are equal.

Gearbox of the machine operating under heavy load conditions should have greater service factor.

Daily working period has effect on gearbox elements due to the materials fatigue of working parts.

It must be taken into account that all machines are subject to the greatest load at the first start, so that the number of starts has also effect on service factor.

This is an example how to use the service factor given in the catalogue.

Load specification of machine should be determined first, from table 1 in our example, the machine is CHAIN BUCKET EXCAVATOR driven by electric motor has HEAVY load specification and daily operation time is 24 hours. So that minimum service factor $S_f = 2$ is taken from Table 2.

If motor power is 5,5 kW and gearbox output speed is 76 r.p.m. from page 101 a gearbox having;

Output Speed : 76 r.p.m.
Gear Ratio (i) : 18,47
Service factor (S_f) : 2,20

Must be chosen.

Betriebsfaktor (S_f)

Dieser Wert des Hubwerkgetriebes, ist gebunden an die Lebensdauer gegen alle technischen und charakteristischen Eigenschaften der Maschine. Im allgemeinen sind Maschinen in drei Lastcharaktertypen anzugeben:

1. LEICHTWERTIGE LAST (U)
2. MITTELWERTIGE LAST (M)
3. SCHWERWERTIGE LAST (H)

Wenn die Momente drei verschieden hergestellter Maschinen, die in drei Lastcharaktertypen arbeiten, gleich wahren, benutzt die Maschine mit mittelwertiger Last ein Getriebe mit höherer Betriebszahl.

Die täglichen Betriebsstunden, beeinflussen das Getriebe, je nach Materialermüdung der arbeitenden Zahnwerke und Getriebeelementen, bei längeren Betriebsstunden schädend.

Wenn man bedenkt, dass bei Start-Stop Tätigkeiten jede Maschine der höchsten Last unterliegt, ist es gefährlich. Weiter betriebe ziehen die Leistung herunter.

Wie die Betriebshochzahlen in unserem Katalog benutzt werden, möchten wir Ihnen über ein Beispiel zeigen.

Zuerst werden wir über Tabelle 1 die Charakteristik je nach Arbeitsumgebung feststellen. Wenn unsere Maschine ein KETTENSCHAUFELKRAN mit elektrisch betriebenen Motor, dann ist der Lastwert SCHWER (H).

Da die Maschine 24 Stunden in Betrieb sein wird die Mindestbetriebshochzahl nach Tabelle 2 $S_f = 2$ sein.

Wenn die Motorkraft 5,5 kW, Getriebeausgangsdrehzahl 76 rpm ist, dann wird nach Seite 101

Ausgangsdrehzahl : 76 rpm
Umwandlungsgrad (i) : 18,47
Betriebsfaktor (S_f) : 2,20

Getriebe gewählt.

Redüktör Yükleme Karakteristikleri

Load Characteristics of Gearboxes

Belastungskennwerte

EKSKAVATÖRLER

Zincir Kovalı Ekskavatörler	H
Paletli Yürüyüşler	H
Ray Üzerinde Yürüyüşler	M
Manevra Mekanizmaları	U
Emiş Pompaları	M
Kovalı Çarklar	H
Dönüş Mekanizmalar	M

EXCAVATORS

Chain-Bucket excavators	H
Travelling Gears (Caterpillar)	H
Travelling Gears (Rails)	M
Manoevring Winches	U
Pumps	M
Bucket Wheels	H
Slewing Gears	M

BAGGER

Eimerkettenbagger	S
Fahrwerke (Raupe)	S
Fahrwerke (Schiene)	M
Manöverierwinden	G
Saugpumpen	M
Schneidköpfe	S
Wippwerke	M

İNSAAT MAKİNALARI

İnşaat Asansörleri	U
Betoniyerler	M
Yol İnşaat Makinaları	M

BUILDING MACHINES

Hoists	U
Concrete Mixers	M
Road Construction Machines	M

BAUMASSCHİNEN

Baufzüge	G
Betonmischmaschinen	M
Straßenbaumaschinen	M

KALDIRMA VE İLETME TESİSLERİ

CONVEYOR

FÖRDERANLAGEN

Zincirli Konveyör	M
Mafsallı Banth Konveyörler	M
Lastik Banth Konveyörler (Dökme Yükler)	U
Lastik Banth Elevatörler	M
Lastik Cepli Elevatörler	M
Lastik Banth Konveyörler (Parça Yükler)	M
Askılı Konveyörler	U
Yük Asansörleri	M
Kovalı Elevatörler (Toz Malzeme)	U
Helezon Konveyör	M
Kovalı Elevatörler (Parçalı Malzeme)	M
Eğik Asansörler	H
Çelik Banth Konveyörler	M
Paletli Konveyörler	M

Through Chain Conveyors	M
Link Conveyors	M
Belt Conveyors (Bulk Goods)	U
Ballast Elevators	M
Ballast Pocket Elevators	M
Belt Conveyors (Piece Goods)	M
Chain Conveyors	U
Goods Lifts	M
Bucket Elevators (Flour Goods)	U
Screw Conveyors	M
Bucket Elevators (Piece Goods)	M
Inclined Hoists	H
Steel Belt Conveyors	M
Apron Conveyors	M

Trogkettenförderer	M
Gliederbandförderer	M
Gurtbandförderer (Schüttgut)	G
Gurtbandlecherwerke	M
Gurtaschenbecherwerke	M
Gurtbandförderer (Stückgut)	M
Kettenbahnen	G
Lastaufzüge	M
Mehlbecherwerke	G
Scheckenförderer	M
Gurtbecherwerke	M
Scrägaufzüge	S
Stahlbandförderer	M
Plattenbänden	M

Tahrik Makinası Torque Machine Antiebsmaschine	Günlük Çalışma Müddeti (Saat) Daily Working Period (Hour) Tägliche Betriebsdauer (Std.)	Makinanın Yükleme Karakteristiği Load Characteristics of Machines Belastungskennwert der Arbeitsmaschine		
		Hafif Yük U Uniform Load U Gleichmäßige G	Orta Yük M Moderate Load M Mittlere M	Ağır Yük H Heavy Load H Schwere S
Elekt. Motorlu/Elect. Motor/Elek. Motoren	0....3	0.8	1	1.5
Türbin Turbin Turbinen	3....10	1	1.25	1.75
Hidrolik Hydraulic Hydraulik	10...24	1.25	1.5	2
Pistonlu Makinalar (4....6 Silindir) Piston Machines (4....6 Cylindir) Kolbenmaschinen (4....6 Zyl)	0....3	1	1.25	2
	3....10	1.25	1.5	2
	10...24	1.5	1.75	2
Pistonlu Makinalar (1....2 Silindir) Piston Machines (1....2 Cylindir) Kolbenmaschinen (1....2 Zyl)	0....3	1.25	1.5	2
	3....10	1.5	1.75	2.25
	10...24	1.75	2	2.5

Redüktör Yükleme Karakteristikleri

Load Characteristics of Gearboxes

Belastungskennwerte

KİMYA ENDÜSTRİSİ

CHEMICAL INDUSTRY

CHEMISCHE INDUSTRIE

Soğutma Tamburları	M	Cooling Drums	M	Kühltrommel	M
Karıştırıcılar	M	Mixers	M	Mischer	M
Çalkalayıcılar (Hafif Akışkanlar)	U	Agitators (Liquids)	U	Rührwerke (Leichte Flüssigkeit)	G
Çalkalayıcılar (Ağır Akışkanlar)	M	Agitators (Semi Liquids)	M	Rührwerke (Zähe Flüssigkeit)	M
Tambur Kurutucuları	M	Drying Drums	M	Trockentrommel	M
Sanrifüjler	U	Centrifuges (Lights)	U	Zentrifugen (Leicht)	G
Sanrifüjler	H	Centrifuges (Heavy)	H	Zentrifugen (Schwer)	S

PETROL ENDÜSTRİSİ

OIL INDUSTRY

ERDÖLGEWINNUNG

Boru Hattı Pompaları	M	Pipeline Pumps	M	Pipeline-Pumpen	H
Kuyu Açma Mekanizmaları	H	Rotary Drilling Equipment	H	Rotary-Bohranlagen	S

VANTİLATÖR VE ASPİRATÖRLER

FANS

GEBLÄSE, LÜFTER

Pistonlu Vantilatörler	M	Rotary Piston Blowers	M	Drehkolbengebläse	M
Vantilatör (Aksiyal ve Radyal)	U	Blowers (Axial and Radial)	U	Gebläse (Axial und Radial)	G
Santrifüj (türbinli) Körük	G	Centrifugal	G	Turbogabläse	G

KAUCUK MAKİNALARI

RUBBER MACHINES

KUNSTSTOFFMASCHINEN

Ekstruder ve Kanderler	H	Extruders and Calenders	H	Extruder	S
Yoğurma Makinaları	H	Pug Mills	H	Knetwerke	S
Karıştırıcılar	M	Mixers	M	Mischer	M
Silindireleme Makinaları	H	Rolling Mills	H	Wälzwerke	S

AĞAÇ İŞLEME MAKİNALARI

WOOD WORKING MACHINES

HOLZBEARBEITUNGSMASCHINEN

Yontma Tamburları	H	Backers	H	Entrindungstrommeln	S
Planya Makinaları	M	Planing Machines	M	Hobelmaschinen	M
Ağaç İşleme Tezgahları	U	Wood Working Machines	U	Holzbearbeitungsmaschinen	G
Şerit Testereleler	H	Band Saws	H	Sägegatter	S

YIKAMA MAKİNALARI

WASHING MACHINES

WÄSCHEREIMASCHINEN

Yıkama Makinaları	U	Washing Machines	U	Waschmaschinen	G
Tamburlu Kurutucular	M	Tumblers	M	Trommeltrockner	M

Tahrik Makinası Torque Machine Antiebsmaschine	Günlük Çalışma Müddeti (Saat) Daily Working Period (Hour) Tägliche Betriebsdauer (Std.)	Makinanın Yükleme Karakteristiği Load Characteristics of Machines Belastungskennwert der Arbeitsmaschine		
		Hafif Yük U Uniform Load U Gleichmäßige G	Orta Yük M Moderate Load M Mittlere M	Ağır Yük H Heavy Load H Schwere S
Elekt. Motorlu/Elect. Motor/Elek. Motoren	0....3	0.8	1	1.5
Türbin Turbin Turbinen	3....10	1	1.25	1.75
Hidrolik Hydraulic Hydraulik	10...24	1.25	1.5	2
Pistonlu Makinalar (4....6 Silindir) Piston Machines (4....6 Cylindir) Kolbenmaschinen (4....6 Zyl)	0....3	1	1.25	2
	3....10	1.25	1.5	2
	10...24	1.5	1.75	2
Pistonlu Makinalar (1....2 Silindir) Piston Machines (1....2 Cylindir) Kolbenmaschinen (1....2 Zyl)	0....3	1.25	1.5	2
	3....10	1.5	1.75	2.25
	10...24	1.75	2	2.5

Redüktör Yükleme Karakteristikleri

Load Characteristics of Gearboxes

Belastungskennwerte

VİNC TESİSLERİ

<u>VİNC TESİSLERİ</u>		<u>CRANES</u>		<u>KRANANLAGEN</u>	
Bom Kaldırma	H	Derricking Jib Bomm Gear	H	Schwenkwerke	S
Vinç Yürüyüşleri	U	Travelling Gears	U	Fahrwerke	G
Yük Kaldırma	H	Hoist Gears	H	Einziehwerke	S
Dönüş Tertibatları	U	Slewing Gears	U	Wippwerke	G

METAL İŞLEME MAKİNALARI

METAL WORKING MACHINES

METALLBEARBEITUNGSMASCHINEN

<u>METAL İŞLEME MAKİNALARI</u>		<u>METAL WORKING MACHINES</u>		<u>METALLBEARBEITUNGSMASCHINEN</u>	
Planya Makineleri	S	Planing Machine	S	Hobelmaschinen	S
Çekiç Tokmak	S	Hammer	S	Hammer	S
Oyma Makinesi	S	Engraving Machine	S	Stanzenmaschine	S
Presler	H	Presses	H	Walzee	S
Makaslar (Giyotin)	M	Shears	M	Scheren	M
Sıcak Basma Presleri	H	Forging Presses	H	Schmiedepressen	S
Takım Tezgahları (Ana Tahrir)	M	Machines Tools (Main Drives)	M	Werkzeugmaschinen (Hauptantriebe)	M
Takım Tezgahları (Yardımcı Tahrir)	U	Machines Tools (Auxiliary Drives)	U	Werkzeugmaschinen (Hilfstantriebe)	G

GIDA ENDÜSTRİ MAKİNALARI

FOOD INDUSTRY MACHINES

NAHRUNGSMITTELMASCHINEN

<u>GIDA ENDÜSTRİ MAKİNALARI</u>		<u>FOOD INDUSTRY MACHINES</u>		<u>NAHRUNGSMITTELMASCHINEN</u>	
Doldurma Makinaları (Şişe, Kavanoz vs.)	U	Filling machines (Bottles, Containers..)	U	Abfüllmaschinen	G
Yoğurma Makinaları	M	Kneading Machines	M	Knetmaschinen	M
Ambalaj Makinaları	U	Packaging Machines	U	Verpackungsmaschinen	G
Şeker Kamışı Kırıcıları	M	Cane Crushers	M	Zuckerrohrbrecher	M
Şeker Kamışı Kesicileri	M	Cane Cutters	M	Zuckerrohrschneider	M
Şeker Kamışı Öğütücüler	H	Cane Millis	H	Zuckerrohrmühlen	S
Şeker Pancarı Kesicileri	M	Sugar Beet Cutters	M	Zuckerrübenschneider	M
Şeker Pancarı Yıkayıcıları	M	Suger Beet Washers	M	Zuckerrübenwäsche	M

POMPALAR

PUMPS

PUMPEN

<u>POMPALAR</u>		<u>PUMPS</u>		<u>PUMPEN</u>	
Pistonlu Pompalar (Q1 / 100)	H	Piston Pumps (Q1 / 100)	H	Kolbenpumpen (Q1 / 100)	S
Pistonlu Pompalar (Q1 / 100 : 1 / 20)	M	Piston Pumps (Q1 / 100 : 1 / 20)	M	Kolbenpumpen (Q1 / 100 : 1 / 20)	M
Türbin (Hafif Akışkan)	U	Turbin (Light - Liquids)	U	Turbinen (Leichte Flüssigkeit)	G
Türbin (Ağır Akışkan)	M	Turbin (Semi - Liquids)	M	Turbinen (Zähe Flüssigkeit)	M

Tahrir Makinası Torque Machine Antiebsmaschine	Günlük Çalışma Müddeti (Saat) Daily Working Period (Hour) Tägliche Betriebsdauer (Std.)	Makinanın Yükleme Karakteristiği Load Characteristics of Machines Belastungskennwert der Arbeitsmaschine		
		Hafif Yük U Uniform Load U Gleichmäßige G	Orta Yük M Moderate Load M Mittlere M	Ağır Yük H Heavy Load H Schwere S
Elekt. Motorlu /Elect. Motor/ <i>Elek. Motoren</i>	0....3	0.8	1	1.5
Türbin Turbin <i>Turbinen</i>	3....10	1	1.25	1.75
Hidrolik Hydrolic <i>Hydraulik</i>	10...24	1.25	1.5	2
Pistonlu Makinalar (4....6 Silindir) Piston Machines (4....6 Cylindir) <i>Kolbenmaschinen (4.....6 Zyl)</i>	0....3	1	1.25	2
	3....10	1.25	1.5	2
	10...24	1.5	1.75	2
Pistonlu Makinalar (1....2 Silindir) Piston Machines (1....2 Cylindir) <i>Kolbenmaschinen (1.....2 Zyl)</i>	0....3	1.25	1.5	2
	3....10	1.5	1.75	2.25
	10...24	1.75	2	2.5



Redüktör Yükleme Karakteristikleri

Load Characteristics of Gearboxes

Belastungskennwerte

KAĞIT ENDÜSTRİ MAKİNALARI

PAPER INDUSTRY MACHINES

PAPIERMASCHINEN

Düzleme Silindirleri	H	Glazing Cylinders	H	Glättzylinder	S
Holender	M	Hollenders	M	Holländer	M
Kağıt Hamur Makineleri	H	Pulpers	H	Gautschen	H
Kalender	H	Calender	H	Kalender	S
Taş Presler	H	Stone Presses	H	Steinpressen	S
Vakum Presler	H	Vacum Presses	H	Vakuumpressen	S
Kuru Silindirler	H	Drying Cylinders	H	Trockenzylinder	S

TAŞ ve KİL MAKİNALARI

STONE and CLAY WORKING MACHINES

STEINE - ERDEN

Kırıcılar	H	Breakers	H	Brecher	S
Döner Fırınlr	M	Rotary Ovens	M	Drehöfen	M
Çekiçli Değirmenler	H	Hammer Mills	H	Hammermühlen	S
Bilyalı Değirmenler	H	Ball Mills	H	Kugelmühlen	S
Çarpmalı Öğütücüler	H	Beater Mills	H	Schlagmühlen	S
Tuğla Presleri	H	Brick Presses	H	Ziegelpressen	S

TEKSTİL MAKİNALARI

TEXTILE MACHINES

TEXTILMACHINENS

Sargı Makinaları (Q1 / 100)	M	Batchers (Q1 / 100)	M	Webstühle	M
Basma ve Boyama Mak.	M	Printing and Dyeing Machines	M	Druckerei	M
Dokuma Tezgahları	M	Looms	M	Färbereimaschinen	M

KOMPRESÖRLER

COMPRESSORS

KOMPRESSOREN

Turbo Kompresör	M	Turbo Compressors	M	Turbokompressoren	M
-----------------	---	-------------------	---	-------------------	---

SİLİNDİRLEME VE ÇEKME TESİSLERİ

METAL ROLLING MILLS

WÄLZWERKE

Sac Kesme Makineleri	H	Sheet Metal Cutting Machines	H	Schneidmaschinen	S
Hız Ayarlı Silindirler	M	Roller Adjustment Drivers	M	Rollenrichtmaschinen	M
Çubuk Kesme Makinaları	H	Billet Shears	H	Blechscheren	S
Kabuk Sıyırma Makinaları	H	Descaling Machines	H	Knüppelscheren	S
Tel Çekme Tesisleri	M	Wire Drawing Machines	M	Drahtzuge	M
Soğuk Çekme Tesisleri	H	Colling Beds	H	Kühlbetten	S
Rulolu Nakil (Hafif)	M	Roller Tables (Lights)	M	Rollränge (Leicht)	M
Rulolu Nakil (Ağır)	H	Roller Tables (Heavy)	H	Rollränge (Schwer)	S
Silindir Haddeme	H	Manipulators	H	Stranggubanlagen	S

Tahrik Makinası Torque Machine Antiebsmaschine	Günlük Çalışma Müddeti (Saat) Daily Working Period (Hour) Tägliche Betriebsdauer (Std.)	Makinanın Yükleme Karakteristiği Load Characteristics of Machines Belastungskennwert der Arbeitsmaschine		
		Hafif Yük U Uniform Load U Gleichmäßige G	Orta Yük M Moderate Load M Mittlere M	Ağır Yük H Heavy Load H Schwere S
Elekt. Motorlu/Elect. Motor/Elek. Motoren	0....3	0.8	1	1.5
Türbin Turbin Turbinen	3....10	1	1.25	1.75
Hidrolik Hydraulic Hydraulik	10...24	1.25	1.5	2
Pistonlu Makinalar (4....6 Silindir) Piston Machines (4....6 Cylindir) Kolbenmaschinen (4....6 Zyl)	0....3	1	1.25	2
	3....10	1.25	1.5	2
	10...24	1.5	1.75	2
Pistonlu Makinalar (1....2 Silindir) Piston Machines (1....2 Cylindir) Kolbenmaschinen (1....2 Zyl)	0....3	1.25	1.5	2
	3....10	1.5	1.75	2.25
	10...24	1.75	2	2.5

Radyal Yüklerin Belirlenmesi

Meydana gelen radyal yükün hesaplanabilmesi için redüktörün çıkış veya giriş miline bağlanan iletme elemanının tipi dikkate alınmalıdır. Aşağıdaki tabloda bazı iletme elemanları faktörleri (f_i) verilmiştir.

<u>İletme Elemanı</u>	<u>İletme Elemanı Faktörü (f_i)</u>	<u>Açıklama</u>
Dişli	1,15	< 17 diş
Zincir Dişli	1,40	< 13 diş
Zincir Dişli	1,25	< 20 diş
V- Kayış Kasnakları	1,75	Ön Gerilme Kuvveti
Düz Kayış Kasnakları	2,50	Ön Gerilme Kuvveti
Triger Kayış Kasnakları	1,50	Ön Gerilme Kuvveti

Mil üzerindeki radyal yük aşağıdaki formülle hesaplanır:

$$F_R = \frac{Md \cdot 2000}{d_0} \cdot f_i$$

$F_R [N]$ = Radyal Yük
 $M_d [Nm]$ = Döndürme Momenti
 $d_0 [mm]$ = İletme elemanının Ortalama Çapı
 f_i = İletme Elemanı Faktörü

Bu değerler gözönüne alınarak hesaplanan sonuçlar doğrultusunda, kataloğumuzda yer alan redüktörlere ait radyal yükleri görerek seçim yapabilirsiniz. Bu tablolarda verilen radyal yükler rulman ömrüne göre belirlenmiş olup $S_f = 1$ şartına ve yükün milin ortasını yüklediği durumlar için verilmiştir.

Determining of Overhung Loads

Type of transmission component mounting output or input shaft has to be consideration to find occurred overhung loads. Some transmission component factor (f_i) is given at the table below.

<u>Transmission Component</u>	<u>Transmission Component Factor (f_i)</u>	<u>Explanation</u>
Gear	1,15	< 17 teeth
Sprockets	1,40	< 13 teeth
Sprockets	1,25	< 20 teeth
V-Belt Pulleys	1,75	Pre-tension
Flat Belt Pulleys	2,50	Pre-tension
Trigger Belt Pulleys	1,50	Pre-tension

Overhung Loads on shaft is find by at the formula below:

$$F_R = \frac{Md \cdot 2000}{d_0} \cdot f_i$$

$F_R [N]$ = Overhung Load
 $M_d [Nm]$ = Torque
 $d_0 [mm]$ = Mean Diameter of Transmission Component
 f_i = Transmission Component Factor

You can Choose, by seeing overhung loads belong to gearboxes in our catalog according to determined results by considering these values. The given overhung loads on the tables are determined according to working life, on $S_f = 1$ and force which are applied to the midpoint of the shaft

Bestimmung der Querkrafte

Um die Querkräfte die entstehen zu berechnen muss das Förderungskomponent, das an die Ausgangs-oder Eingangswelle befestigt ist beachtet werden. In der unten angegebenen Tabelle sind die Faktoren (f_i) mancher Förderungskomponenten angegeben.

<u>Übertragungselemente</u>	<u>Übertragungselemente Factor (f_i)</u>	<u>Hinweise</u>
Zahnrad	1,15	< 17 zahne
Kettenrad	1,40	< 13 zahne
Kettenrad	1,25	< 20 zahne
Schmalkeilriemenscheiben	1,75	Durch Vorspannkraft
Flachriemenscheiben	2,50	Durch Vorspannkraft
Zahnriemtriemscheiben	1,50	Durch Vorspannkraft

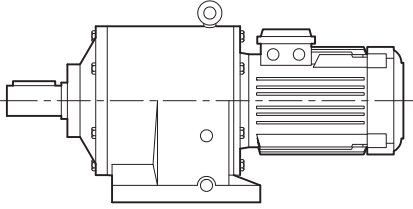
Die Querkraft auf die Welle der Formel nach berechnet:

$$F_R = \frac{Md \cdot 2000}{d_0} \cdot f_i$$

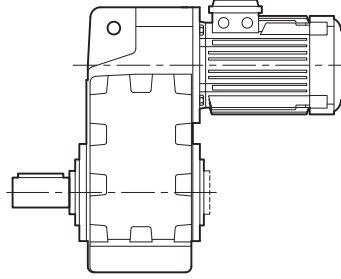
$F_R [N]$ = Querkraft
 $M_d [Nm]$ = Drehkraft
 $d_0 [mm]$ = Wirkkreisdurchmesser
 f_i = Übertragungselemente Factor

Resultate, die nach Berücksichtigung dieser Werte kalkuliert werden, können Sie die Querkräfte der Getriebe die in unserem Katalog sind vergleichen und und Ihre Entscheidung danach geben. Die Querkräfte die in diesen Tabellen angegeben sind, sind nach Kugellagerlebenszeit festgelegt und der $S_f = 1$ Bedingung und nach Lästern, die auf die Mitte der welle liegen bestimmt worden.

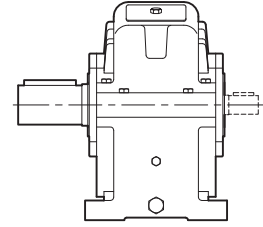
Radyal Yük Hesabı, Çıkış Miline etkiyen Durum için
Calculation of Overhung Load for State Acting on Output Shaft
Berechnung der Querkraft für Abtriebswelle



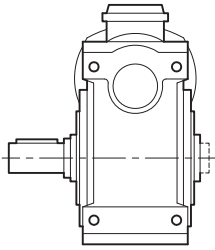
İR Serisi / İR Series / İR Serie



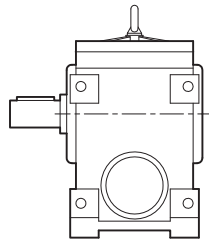
YP Serisi / YP Series / YP Serie



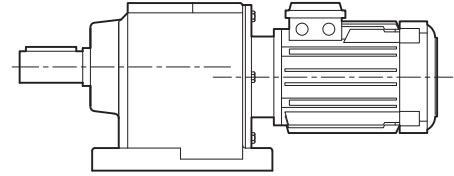
A Serisi / A Series / A Serie



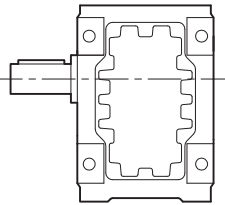
İRS Serisi / İRS Series
İRS Serie



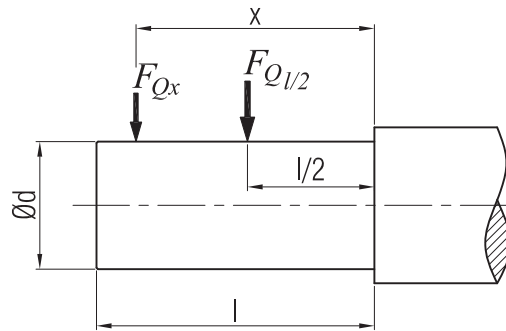
İRSD Serisi / İRSD Series
İRSD Serie



Monoblok İR Serisi / Monoblok İR Series
Monoblok İR Serie



İRK Serisi / İRK Series
İRK Serie



Radyal yük, milin orta noktasında değil ise $F_{Qx} = F_{Q/2} \cdot \frac{k}{c+x}$ formülü ile hesaplanır. Formüldeki "k" ve "c" sabit değerleri sayfa 16'de verilmiştir.

If overhung load is not applied at the midpoint of output shaft; it is calculated by $F_{Qx} = F_{Q/2} \cdot \frac{k}{c+x}$ the fixed values "k" and "c" in the formula is given at page 16.

Ist der Kraftangriff nicht auf wellenmitte, querkraft mit $F_{Qx} = F_{Q/2} \cdot \frac{k}{c+x}$ bestimmen. Die werte "k" und "c" sind in den nachfolgenden tabelle angegeben seite 16.

Radyal Yük Hesabı için Sabit Değerler Tabloları
Tables of Fixed Values for Calculation of Overhung Load
Tabellen der Festwerte für Berechnung der Querkraft

İR Serisi / İR Series / İR Serie				
Tip/Type/Typ	k	c	d	l
İR 120	284.5	219.5	78	130
İR 136	374.5	289.5	95	170
İR 151	431.5	341.5	105	180
İR 181	548.5	443.5	120	210

YP Serisi / YP Series / YP Serie				
Tip/Type/Typ	k	c	d	l
YP 208-308	174	141	30	60
YP 210-310	202	158.5	40	80
YP 213-313	247.5	194	50	100
YP 217-317	298	237	60	120
YP 102-103	319	249	70	140

A Serisi / A Series / A Serie				
Tip/Type/Typ	k	c	d	l
A 200	293.5	228.5	80	130
2A 200	293.5	228.5	80	130
2A 180	227.75	187.75	45	80
2A 225	242	197	55	90
2A 275	270.75	218.25	65	105
2A 350	330.5	265.5	80	130
2A 430	421	331	105	180
2A 500	489.75	384.75	120	210
3A 430	421	331	105	180
3A 500	489.75	384.75	120	210
3A 750	650	525	140	250
4A 750	650	525	140	250

İRS Serisi / İRS Series / İRS Serie				
Tip/Type/Typ	k	c	d	l
İRS 52	120	95	16	40
İRS 65	123.5	96	18	45
İRS 82	145.5	113	24	55
İRS 102	168	128	28	70
İRS 127	207	157	30	80
İRS 162	270	210	45	120
İRS 201	270	195	55	130
İRS 250	304.75	214.75	60	150

İRS D Serisi / İRS D Series / İRS D Serie				
Tip/Type/Typ	k	c	d	l
İRS D 64	144	119	30	50
İRS D 81	180.5	148	38	65
İRS D 101	244	165.5	48	80
İRS D 126	304	211.5	60	100
İRS D 161	330	271	70	120

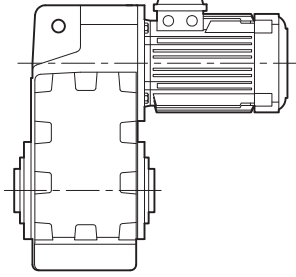
İR Serisi / İR Series / İR Serie (Monoblok)				
Tip/Type/Typ	k	c	d	l
İR 42-43	94.5	74.5	20	40
İR 52-53	111.1	86.1	25	50
İR 621-631	133	108	30	60
İR 62-63	143	108	35	70
İR 721-731	153.5	118.5	35	70
İR 72-73	169.5	129.5	40	80
İR 82-83	209.5	159.5	50	100
İR 92-93	242	182	60	120
İR 102-103	282	217	70	130

İRK Serisi / İRK Series / İRK Serie				
Tip/Type/Typ	k	c	d	l
İRK 73	186.25	146.25	40	80
İRK 83	223.65	173.65	50	100
İRK 93	246	186	60	120
İRK 103	312.75	242.75	70	140
İRK 123	393	308	90	170
İRK 143	434	329	110	210

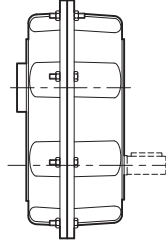
Radyal Yük Hesabı, Kovana etkiyen Durum için

Calculation of Overhung Load for State Acting on Hollow Shaft

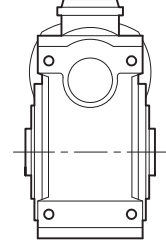
Berechnung der Querkraft für Hohlwelle



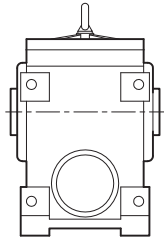
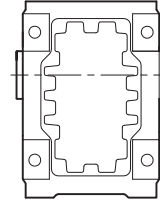
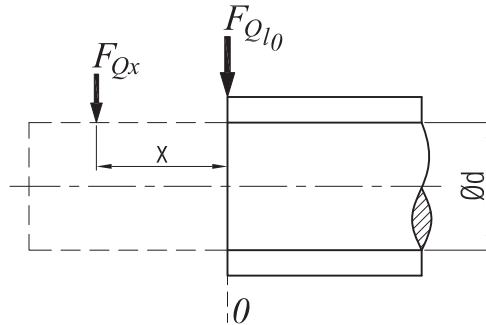
YP Serisi / YP Series / YP Serie



İRO Serisi / İRO Series / İRO Serie



İRS Serisi / İRS Series / İRS Serie

İRSD Serisi / İRSD Series
İRSD SerieİRK Serisi / İRK Series
İRK Serie

Radyal yük, kovanın 0 noktasında değil ise $F_{Qx} = F_{Q10} \cdot \frac{k}{c+x}$ formülü ile hesaplanır. Formüldeki "k" ve "c" sabit değerleri sayfa 18'de verilmiştir.

If overhung load is not applied at the zero point of hollow shaft; it is calculated by $F_{Qx} = F_{Q10} \cdot \frac{k}{c+x}$ the fixed values "k" and "c" in the formula is given at page 18.

İst der Kraftangriff nicht auf null pointe der hohlwelle, querkraft mit $F_{Qx} = F_{Q10} \cdot \frac{k}{c+x}$ bestimmen. Die werte "k" und "c" sind in den nacholgenden tabelle angegeben seite 18.

Radyal Yük Hesabı için Sabit Değerler Tabloları
Tables of Fixed Values for Calculation of Overhung Load
Tabellen der Festwerte für Berechnung der Querkraft

YP Serisi / YP Series / YP Serie				
Tip/Type/Typ	k	c	d	l
YP 208-308	137	141	30	-
YP 210-310	158.5	158.5	40	-
YP 213-313	194	194	50	-
YP 217-317	237	237	60	-
YP 102-103	244	244	70	-

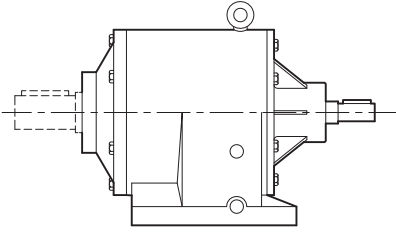
İRO Serisi / İRO Series / İRO Serie				
Tip/Type/Typ	k	c	d	l
İRO 41-A	114	101	40	-
İRO 51-52	155	143.5	50	-
İRO 61-62	167	156	60	-
İRO 71-72	200	184	70	-

İRS Serisi / İRS Series / İRS Serie				
Tip/Type/Typ	k	c	d	l
İRS 52	95	95	20	-
İRS 65	96	96	24	-
İRS 82	113	113	30	-
İRS 102	128	128	40	-
İRS 127	157	157	50	-
İRS 162	210	210	70	-
İRS 201	195	195	80	-
İRS 250	214.75	214.75	90	-

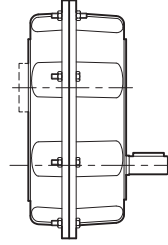
İRS D Serisi / İRS D Series / İRS D Serie				
Tip/Type/Typ	k	c	d	l
İRS D 64	115.5	119	24	-
İRS D 81	145	148	30	-
İRS D 101	161.5	165.5	40	-
İRS D 126	205	211.5	50	-
İRS D 161	264.5	271	70	-

İRK Serisi / İRK Series / İRK Serie				
Tip/Type/Typ	k	c	d	l
İRK 73	146.25	146.25	40	-
İRK 83	176.65	176.65	50	-
İRK 93	186	186	60	-
İRK 103	242.75	242.75	70	-
İRK 123	308	308	90	-
İRK 143	329	329	110	-

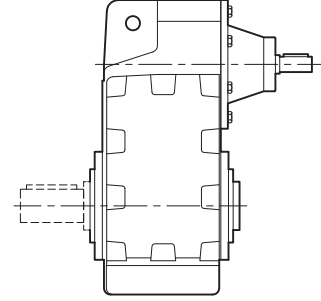
Radyal Yük Hesabı, Giriş Miline etkiyen Durum için
Calculation of Overhung Load for State Acting on Input Shaft
Berechnung der Querkraft für Antriebswelle



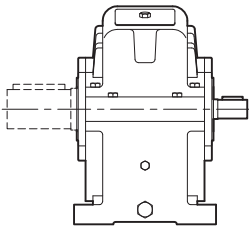
İR Serisi / İR Series / İR Serie



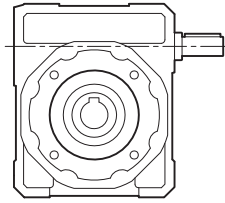
İRO Serisi / İRO Series / İRO Serie



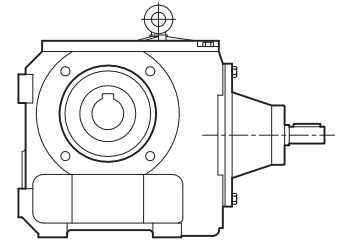
YP Serisi / YP Series / YP Serie



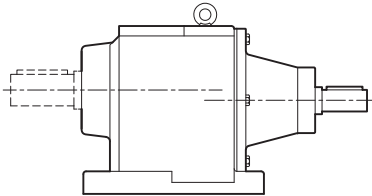
A Serisi / A Series / A Serie



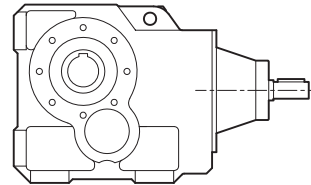
**İRS Serisi / İRS Series
İRS Serie**



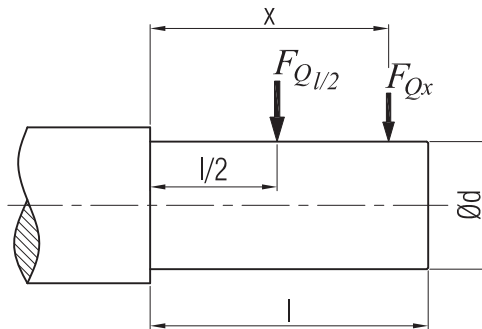
**İRSD Serisi / İRSD Series
İRSD Serie**



**Monoblok İR Serisi / Monoblok İR Series
Monoblok İR Serie**



**İRK Serisi / İRK Series
İRK Serie**



Radyal yük, milin orta noktasında değil ise $F_{Qx} = F_{Q/2} \cdot \frac{k}{c+x}$ formülü ile hesaplanır. Formüldeki "k" ve "c" sabit değerleri sayfa 20'de verilmiştir.

If overhung load is not applied at the midpoint of input shaft; it is calculated by $F_{Qx} = F_{Q/2} \cdot \frac{k}{c+x}$ the fixed values "k" and "c" in the formula is given at page 20.

Ist der Kraftangriff nicht auf wellenmitte, querkraft mit $F_{Qx} = F_{Q/2} \cdot \frac{k}{c+x}$ bestimmen. Die werte "k" und "c" sind in den nachfolgenden tabelle angegeben seite 20.

Radyal Yük Hesabı için Sabit Değerler Tabloları
Tables of Fixed Values for Calculation of Overhung Load
Tabellen der Festwerte für Berechnung der Querkraft

İR Serisi / İR Series / İR Serie				
Tip/Type/Typ	k	c	d	l
İR 120	163.5	123.5	42	80
İR 136	234.5	189.5	48	90
İR 151	242.5	192.5	55	100
İR 181	345	280	70	140

YP Serisi / YP Series / YP Serie				
Tip/Type/Typ	k	c	d	l
YP 208-308	89.5	69.5	19	40
YP 210-310	89.5	69.5	19	40
YP 213-313	108.5	83.5	24	50
YP 217-317	139.5	109.5	28	60
YP 102-103	159.5	109.5	48	100

A Serisi / A Series / A Serie				
Tip/Type/Typ	k	c	d	l
A 200	269.75	162.5	48-55	80-90
2A 200	264.75	154.5	38	60
2A 180	204.25	279	24	50
2A 225	219.25	147.5	28	60
2A 275	252.75	149.5	32	60
2A 350	297.75	180.5	42	80
2A 430	374.25	189.5	45	80
2A 500	420.25	211.5	45	80
3A 430	372.25	193.5	42	80
3A 500	420.25	212.5	42	80
3A 750	350.5	298	60	105
4A 750	321.25	281.25	45	80

İRS Serisi / İRS Series / İRS Serie				
Tip/Type/Typ	k	c	d	l
İRS 52	130	60	16	30
İRS 65	158.5	60.5	18	35
İRS 82	193.75	91.5	24	50
İRS 102	248.25	108	28	60
İRS 127	306.25	120.5	30	60
İRS 162	417.25	129	45	80
İRS 201	501	196	55	100
İRS 250	601	212	60	100

İRS D Serisi / İRS D Series / İRS D Serie				
Tip/Type/Typ	k	c	d	l
İRS D 64	74	59	14	30
İRS D 81	89.5	69.5	19	40
İRS D 101	108.5	83.5	24	50
İRS D 126	139.5	109.5	28	60
İRS D 161	164.5	86	38	80

İRO Serisi / İRO Series / İRO Serie				
Tip/Type/Typ	k	c	d	l
İRO 41-A	126.5	101.5	30	50
İRO 51-52	157.25	127.25	28	60
İRO 61-62	180.75	140.75	38	80
İRO 71-72	231	176.25	42	110

İR Serisi / İR Series / İR Serie (Monoblok)				
Tip/Type/Typ	k	c	d	l
İR 42-43	83.5	63.5	19	40
İR 52-53	52.5	67.5	24	50
İR 621-631	110	77	24	50
İR 62-63	110	77	24	50
İR 721-731	119	89	28	60
İR 72-73	119	89	28	60
İR 82-83	123	88	34	70
İR 92-93	159.5	109.5	48	100
İR 102-103	187.5	132.5	55	110

İRK Serisi / İRK Series / İRK Serie				
Tip/Type/Typ	k	c	d	l
İRK 73	103.5	78.5	24	50
İRK 83	119	89	28	60
İRK 93	123	88	34	70
İRK 103	159.5	109.5	48	100
İRK 123	187.5	132.5	55	110
İRK 143	231	176	55	110

Frenler**1) Pervanesiz Frenler**

Elektrik motorunun arkasındaki soğutma kapağı takılmayarak bunların yerine monte edilen frenlerdir. Kısa süreli çalışan motorlarda bu tip frenler kullanılır.

2) Pervaneli Frenler

Elektrik motorunun motor mili ve fan kapağı uzatılarak monte edilen frenlerdir. Devamlı çalışan motorlarda bu tip frenler kullanılır.

3) Mikro Anahtarlı Frenler

Elektrik motorlarının demeraj akımının yüksek olması ve freni açmada gecikmesi dolayısıyla istenmeyen durumlar meydana gelir. Bunları önlemek için, frenin üzerine konulan bir mikro anahtar vasıtasıyla freni açtıktan hemen sonra motorun çalışması sağlanır. Bu tip frenler özellikle büyük güçteki redüktörlerin elektrik motorları için uygundur.

Redüktörlerin ani veya Gecikmeli Frenlenmesi

Gecikmeli veya ani frenlenen redüktörler birçok sanayi makinalarında kullanılmaktadır. Bu sebepten frenler hem ani hem de gecikmeli fren yapacak şekilde dizayn edilmişlerdir. Frenlerin elektrik bağlantısında yapılacak bir değişiklikle ani veya gecikmeli frenleme sağlanır. Her frenli redüktör ile birlikte elektrik bağlantı şeması verilmektedir.

Frenli redüktörleri teslim aldığımızda fren bağlantısının gecikmeli olarak yapıldığını unutmayınız.

Brakes**1) Brakes without Cooling Fan**

Brake which is mounted on fan side of electric motor by cancelling cooling fan and fan cover of motor. This type of brake is used for a short period running motors.

2) Brakes with Cooling Fan

Brake which is mounted on fan side of electric motor by extending motor shaft and fan cover to use fan. This type of brake is necessary for continuously running motors

3) Brakes with Micro Switch

Because of high starting current of motors delayed disengagement of magnetic brakes undesirable conditions occur. To prevent this situation, starting of motor is provided after disengagement of brake by means of a micro switch installed on the brake. This type of brake is especially suitable for high power geared motors.

Non-Delayed or Delayed Braking of Geared Motors

Delayed or non-delayed geared motors are used in many industrial machines. Therefore, brakes are designed to operate in both delayed and non-delayed conditions. This is supplied with each brake mounted geared motor.

Please do not forget that the brakes are connected for delayed operations standard.

Bremsen**1) Bremsen Ohne Gebläse**

Bremsen, die anstelle der Kühlungs-Klappen an das hintere Teil des Elektromotors angebracht werden. Diese Bremsenarten werden bei Motoren eingesetzt, die über einen kurzen Zeitraum laufen.

2) Bremsen mit Gebläse

Bremsen, die montiert werden, indem die Motorwelle und die Gebläseklappe des Elektromotors verlängert werden. Diese Bremsenarten werden bei kontinuierlich laufenden Motoren eingesetzt.

3) Bremsen mit Mikroschalter

Da bei Elektromotoren der Anlaufstrom hoch ist und die Freigabe der Bremsen sich verzögert, treten unerwünschte Folgen auf. Um dies zu vermeiden, wird auf die Bremse ein Mikroschalter angebracht. Mit Hilfe dieses Schalters wird dafür gesorgt, dass der Motor erst nach Freigabe der Bremse startet. Diese Bremsenarten sind besonders für Elektromotoren von leistungsstarken Getriebemotoren geeignet.

Die schlagartige oder verzögerte Bremsung von Getriebemotoren

Getriebemotoren mit schlagartiger oder verzögerter Bremsung werden für vielzählige Industriemaschinen angewendet. Deswegen sind die Bremsen so konstruiert, dass sie sowohl schlagartig als auch verzögert bremsen können. Ein schlagartiges oder verzögertes Bremsen kann erreicht werden, indem man an der Stromverbindung der Bremsen eine Änderung vornimmt. Jedem Getriebe-Motor wird auch ein Storm-Verbindungsschema beigelegt.

Bitte vergessen Sie nicht, dass die Standardausführung der gelieferten Getriebemotoren mit einer Brems-Verbindung für verzögertes Bremsen versehen ist.

Fren Çalışma Voltajları

Frenler 24V-DC veya 220V-AC ile çalışacak şekilde imal edilir. 220 voltluk frenlerin bağlantıları motor klemens kutusunda yapılmaktadır. 24V ile çalışan frenlerin bağlantısı için ayrıca 220/30V trafo ile doğrultucu gerekmektedir. İstenildiğinde bunlar firmamızca temin edilmektedir.

Frenli redüktörlerin elektrik motorlarına toprak hattı bağlantısı muhakkak yapılmalıdır.

Fren Siparişlerinde Belirtilmesi Gereken Hususlar

- 1) Fren Momenti
- 2) Fren Tipi
- 3) Fren voltajı

24V ile çalışan fren siparişlerinde trafolu doğrultucu istenip istenmediğini lütfen belirtiniz.

Operating Voltage of Brakes

Brakes are manufactured to operate at 24V-DC or 220V-AC. 220V brakes are connected to the motor terminal box directly, but 220/30V transformer with rectifier unit needed for 24V operating brakes. This unit will be supplied if required.

Geared brake motors must be earthed.

Required ordering Data for Brakes

- 1) Brake Torque
- 2) Brake Type
- 3) Brake Operating Voltage.

Please inform as if you need 220/30V transformer with rectifier unit for 24V operating brakes

Betriebsspannung der Bremsen

Die Bremsen werden in der Ausführung mit Betriebsspannung von 24V-DC oder 220V-AC hergestellt. Die Verbindungen der 220V Bremsen werden an die Anschlussbox des Motors angebracht. Für die Verbindung der 24V Bremsen benötigt man außerdem einen 220/30V Transformator und einen Stromrichter. Auf Anfrage können diese von unserer Fa. geliefert werden.

Die Elektromotoren der Getriebe-Motoren mit Bremsen müssen auf jeden Fall an eine Erdleitung verbunden sein.

Anzugebende Informationen für einen Bremsen-Auftrag

- 1) Bremsmoment
- 2) Bremsenart
- 3) Betriebsspannung der Bremsen.

Bei Bremsen mit 24V Betriebsspannung, bitte angeben, ob ein Stromrichter mit Transformator erwünscht ist.

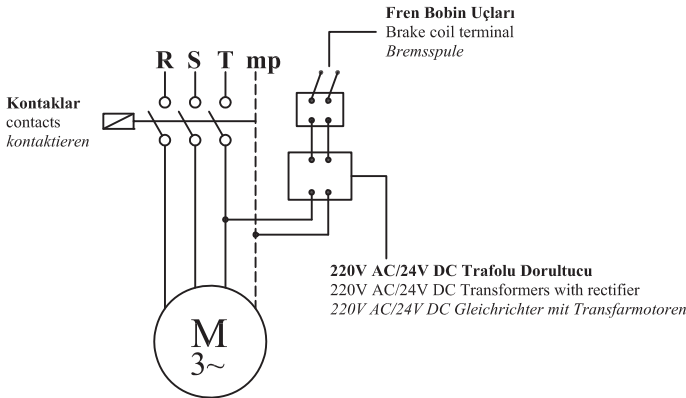
Fren Bağlantı Şemaları

Brake Connection Types

Verbindungsschema der Bremse

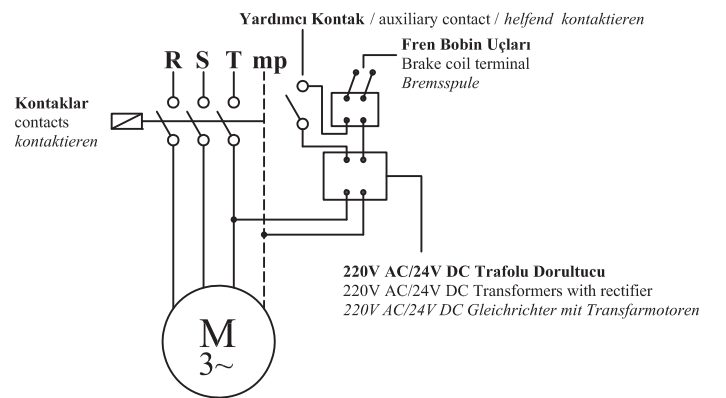
Gecikmeli Frenleme (24V)

Delayed Running Brake (24V)
Verspärterte Bremsung (24 V)



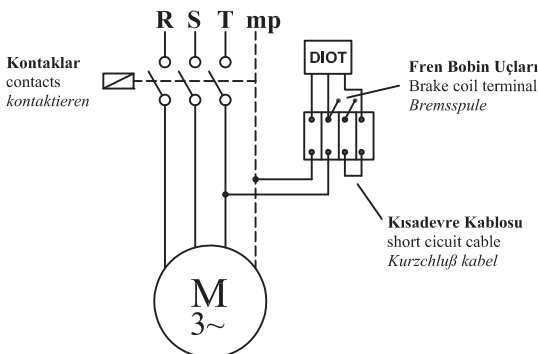
Ani Frenleme (24V)

Sudden Running Brake (24V)
Gleichzeitige Bremsung (24 V)



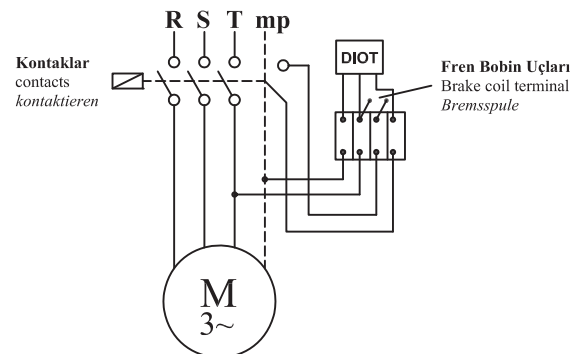
Gecikmeli Frenleme (220V)

Delayed Running Brake (220V)
Verspärterte Bremsung (220 V)



Ani Frenleme (220V)

Sudden Running Brake (220V)
Gleichzeitige Bremsung (220 V)



Tablo 1 / Table 1 / Tabellen 1

Motor Büyüküğü Motor Size Motor baugröße	n ₁ d/d / r.p.m / U/m			
	750	1000	1500	3000
	Güç / Power / Leistung [kW]			
63			0,12 - 0,18	0,18 - 0,25
71	0,09 - 0,12	0,18 - 0,28	0,25 - 0,37	0,37 - 0,55
80	0,18 - 0,25	0,37 - 0,55	0,55 - 0,75	0,75 - 1,1
90 S	0,37	0,75	1,1	1,5
90 L	0,55	1,1	1,5	2,2
100	0,75 - 1,1	1,5	2,2 - 3	3
112	1,5	2,2	4	4
132 S	2,2	3	5,5	5,5 - 7,5
132 M	3	4 - 5,5	7,5	11
160 M	4-5,5	7,5	11	15
160 L	7,5	11	15	18,5
180 M			18,5	22
180 L	11	15	22	
200	15	18,5 - 22	30	30 - 37
225 S	18,5		37	
225 M	22	30	45	45
250	30	37	55	55
280 S	37	45	75	75
280 M	45	55	90	90

Tablo 2 / Table 2 / Tabellen 2

Motor Büyüküğü Motor Size Motor baugröße	Fren Momenti [kgm] Braking Torque [kgm] Bremsmomente [kgm]																			
	Hafif Frenleme Light Braking Licht Bremsung										Kuvvetli Frenleme Strong Braking Stark Bremsung									
	0,5	1	2,5	4	5	10	20	30	50	80	0,5	1	2,5	4	5	10	20	30	50	80
63	■										■									
71	■	■									■	■								
80	■	■	■								■	■	■							
90 S		■	■	■								■	■	■						
90 L			■	■	■								■	■	■					
100				■	■	■								■	■	■				
112					■	■	■								■	■	■			
132 S						■	■	■								■	■	■		
132 M							■	■	■								■	■	■	
160 M								■	■	■								■	■	■
160 L									■	■	■								■	■
180 M										■	■	■								■
180 L											■	■	■							■
200												■	■	■						■
225 S													■	■	■					■
225 M														■	■	■				■
250															■	■	■			■
280 S																■	■	■		■
280 M																	■	■	■	■



Kontrol ve Bakım Redüktörler

► Redüktörlerin yağ seviyesi ve miktarını kontrol ediniz. Yağın cinsini İ.MAK kataloğunda yer alan yağ çizelgelerini kullanarak seçiniz.

► Havalandırma tapasının faal olup olmadığına bakınız. Hava tahliye deliği çalışmaz ise redüktör gövdesinin içinde biriken hava, basınç oluşturarak keçelerden yağ sızmasına sebep olur. Böylece yağ azalarak çevre kirliliğine yol açar ve redüktörün verimli çalışmasını engellemiş olur.

► Redüktör bağlantı civatalarının gevşeyip gevşemediğini kontrol ediniz, gevşeyen civatalar var ise sıkılaşma suretiyle tedbir alınır. Redüktör montajında meydana gelen eksen kaçıklığında zararlı sarsıntılara dikkat ediniz.

► Redüktörün ilk çalıştırmadan 500 saat sonra, sonraki her 6000 saatte periyodik olarak yağın değiştirilmesini.

► Özel hususlar ve çalışma şartları hakkında mutlaka firmamıza danışınız.

Kayışlı Varyatörler

► Varyatörün ilgili yerlerindeki grasoğütüklerinden belli aralıklarla yağ basılması gereklidir.

► Varyatörün devir aralığı tespit civatasının ayarı bozulmamalıdır. Bu ayarın bozulması durumunda max./min. Devir sınır değerlerini aşması kayışta istenmeyen tahribatlara yol açabilir.

► Varyatör regülasyon sisteminin devamlı ve iyi çalışması için arada bir (hafta sonu) devrini birkaç dakika için değiştirip çalıştırmakta fayda vardır.

► Mümkün olduğu kadar tozlu ortamın etkisinden korunmak için tedbir alınmalıdır.

► Varyatör devir aralığı mutlaka varyatör çalışırken yapılmalıdır.

Control and Maintenance Gearboxes

► Check the oil levels and quantity of your motors. Chose the type and quantity of oil from the İ.MAK catalogue.

► Check if the ventilation stopper is active or not. If the air evacuation hole does not work, the accumulated air in the motor trunk causes pressure and gas leakage from the mats. Thus the oil reduces and causes environmental is pollution and hinders the efficient operation of the motor.

► Check wether the motor connection bolts have loosened or not. Take measures by firming loosened bolts. Be careful for the harmful shaking of the disposition of the axis during motor installation.

► Change the oil after 500 hours of initial operation and periodically every 6000 hours of operating the motor.

► You must contact and consult with our company for special matters and operation conditions.

Belt Variators

► It is necessary to apply oil from the greaser at the relevant parts of the belt variators periodically.

► The adjustment of the rotation interval fixing bolt of the belt variator should not be changed. In case these intervals are changed and the max/min rotation limit values are exceeded, it may cause uninvited damage on the belt.

► It is beneficial to change and operate the rotation of the belt variator regulation system for a few minutes once in a while (at weekends) for the continuous and proper operation of the machine.

► Relevant precautions should be taken to protect from the dusty environments effects as much as possible.

► The rotation interval of the belt variator must be done during the operation of the variator.

Kontrolle und Pflege Getriebe

► Kontrollieren Sie den Öl- Stand und Gehalt des Hubwerkgetriebes. Wählen Sie die Ölsorte gemäß im I.MAK Katalog angegebenen Öltabelle.

► Kontrollieren Sie, ob der Luftverschluss tätig ist. Falls die Belüftungsöffnung nicht funktioniert, kann die Luft, die sich im Getriebegehäuse sammelt, Druck erzeugen und Öl in die Filze durchdringen. Dadurch verringert sich der Ölstand und gefährdet die Umwelt und verhindert die Leistung des Getriebes.

► Kontrollieren Sie, ob die Schrauben locker sind. Falls entspannte Schrauben vorhanden sind, sichern Sie, dass sie angezogen sind. Beachten Sie, während der Getriebemontage auftauchenden axialen Entweichungen auf schädliche Erschütterungen.

► Wechseln Sie Regelmäßig das Öl, zuerst 500 Stunden nach dem ersten Betrieb, und danach alle 6000 Stunden.

► Über besondere Themen und Arbeitsbedingungen wenden Sie sich unbedingt an unsere Firma.

Verstell

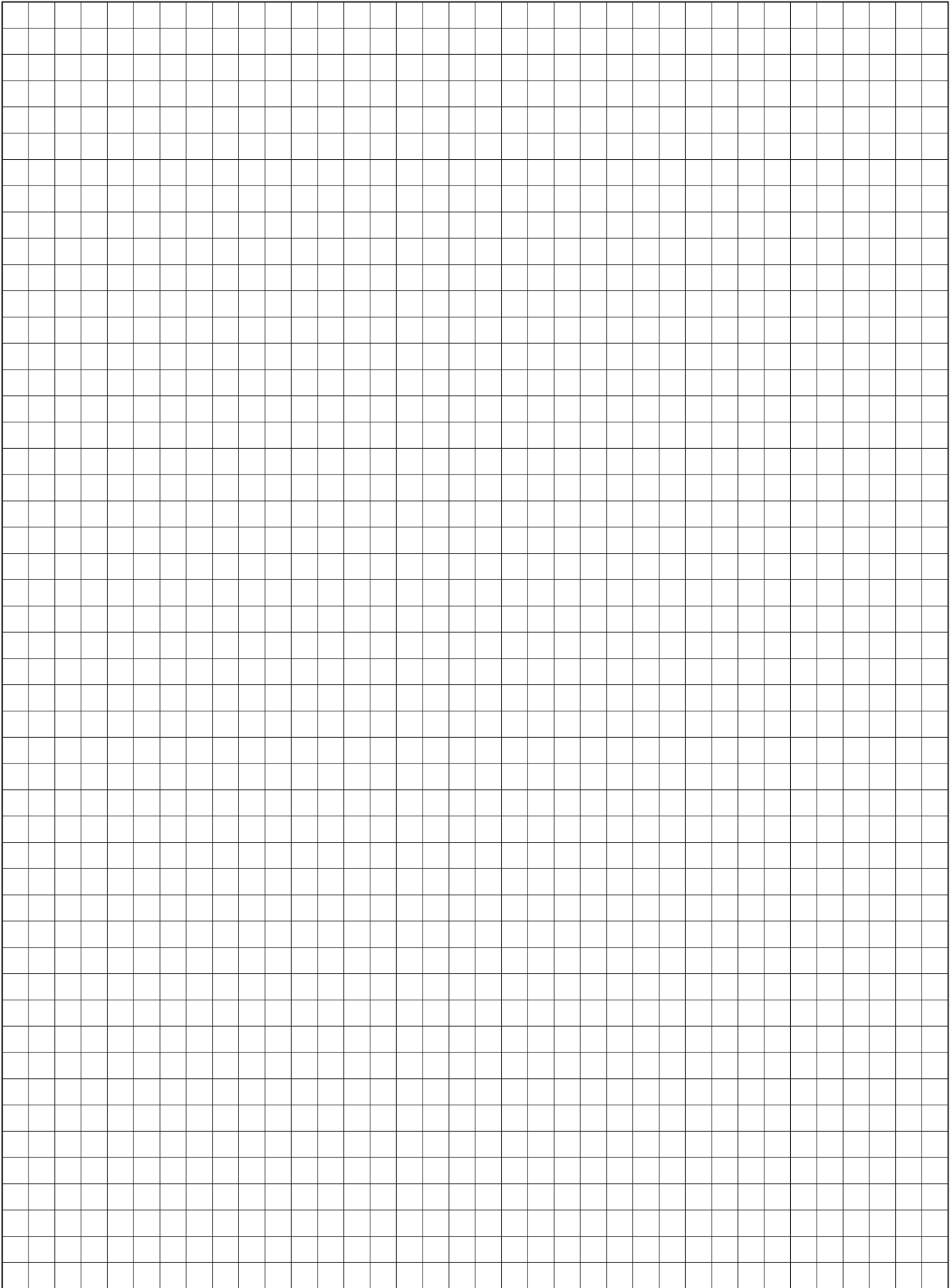
► In regelmäßigen Abständen muss in die Ölbuchsen des Verstell Öl gepumpt werden

► Die Einstellung der Drehzahlbefestigungsschraube darf nicht sich nicht verziehen. Bei einer Entweichung können die max/min Drehzahlgrenzen überschritten werden und unerwünschte Schaden hinterlassen.

► Damit das Verstellregulationssystem dauerhaft leistungsfähig im Gang bleibt, ist es nützlich ab und zu (am Wochenende) die Drehzahl für en paar Minuten zu wechseln und in Betrieb zu setzen.

► Es sollten Maßnahmen getroffen werden um so weit wie möglich gegen die Einflüsse von Staub zu schützen.








► Die Drehzahl des Verstell muss unbedingt während des Betriebs des Verstell geregelt werden wir Ihnen über ein Beispiel zeigen.

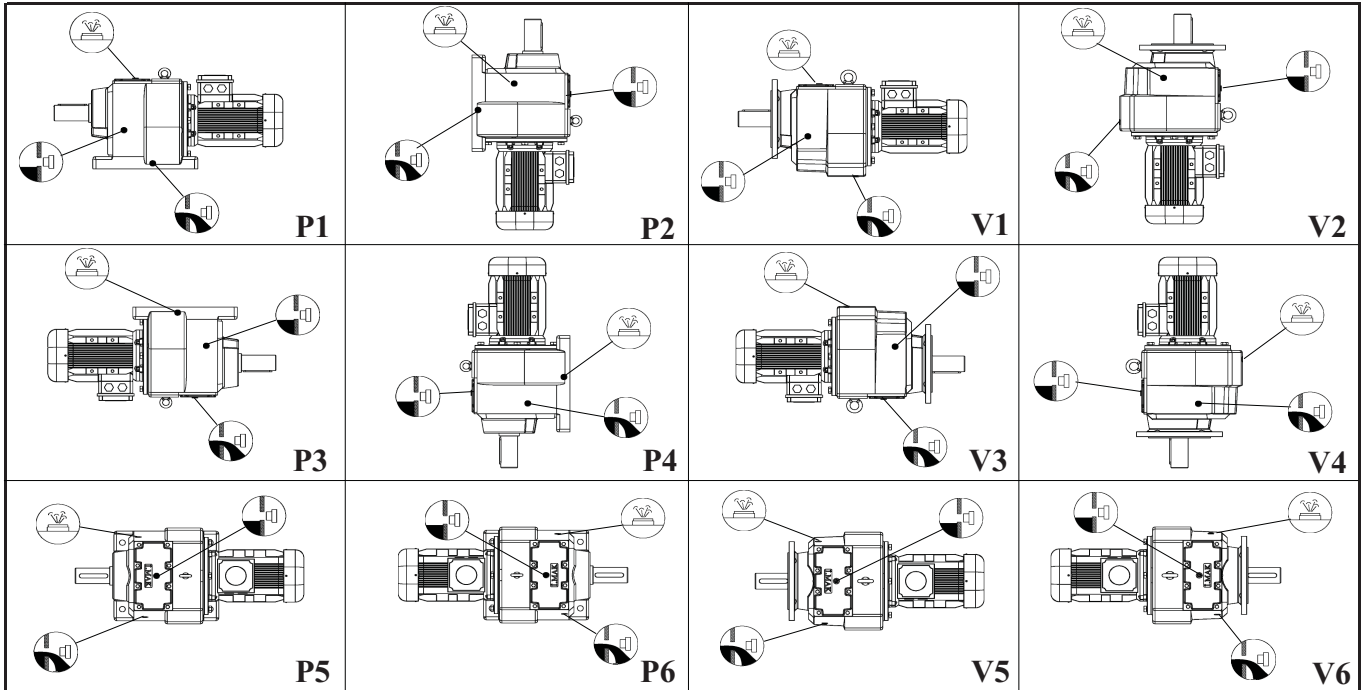



Yağ Tablosu

Lubricant Table


Schmiere Tabelle

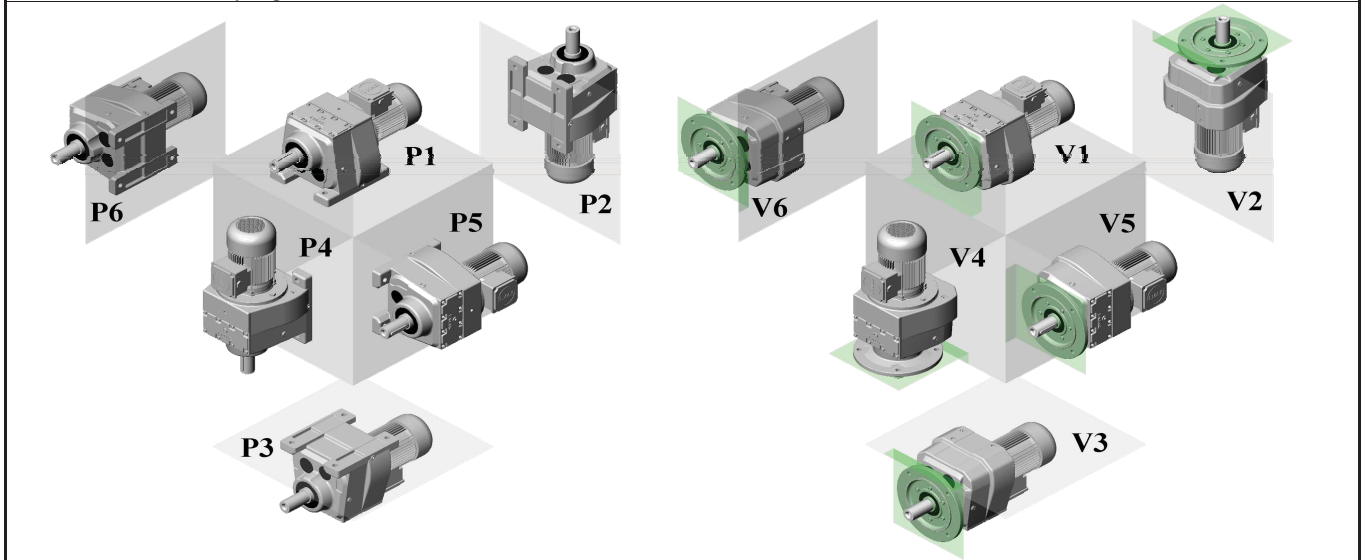
Yağ Cinsi Lubricant Art des Schmierstoffes	ISO Viskozite Sınıfı ISO Viscosity Class Viskozite Sınıfı ISO	Kullanım Sıcaklığı Usage Temperature Gebrauchstemperatur	Firma Firm Firma						
									
Mineral Yağ Mineral Oil Minerallöl	ISO VG 320	0.....+100	Degol BG 320	Mobilgear 632	Energol GR-XP320	Omala 320	Belgear M-320-Süper	GEM 1 320	Spartan EP 320
	ISO VG 220	-5.....+100	Degol BG 220	Mobilgear 630	Energol GR-XP220	Omala 220	Belgear M-220-Süper	GEM 1 220	Spartan EP 220
	ISO VG 150	-5.....+100	Degol BG 150	Mobilgear 629	Energol GR-XP150	Omala 150	Belgear M-150-Süper	GEM 1 150	Spartan EP 150
	ISO VG 100	-5.....+100	Degol BG 100	Mobilgear 627	Energol GR-XP100	Omala 100	Belgear M-100-Süper	GEM 1 100	Spartan EP 100
Sentetik Yağ Synthetic Oil Synthetisch Öl	ISO VG 320	-25.....+140	Degol GS 320	Gylgoyle 320	Enersyn SG-XP320			Syntheso D 320 EP	Glycolube 320
	ISO VG 220	-25.....+140	Degol GS 220	Gylgoyle 220	Enersyn SG-XP220	Tivela WB		Syntheso D 220 EP	
	ISO VG 150	-30.....+140	Degol GS 150		Enersyn SG-XP150			Syntheso D 150 EP	
	ISO VG 100	-30.....+140			Enersyn SG-XP100			Syntheso D 100 EP	



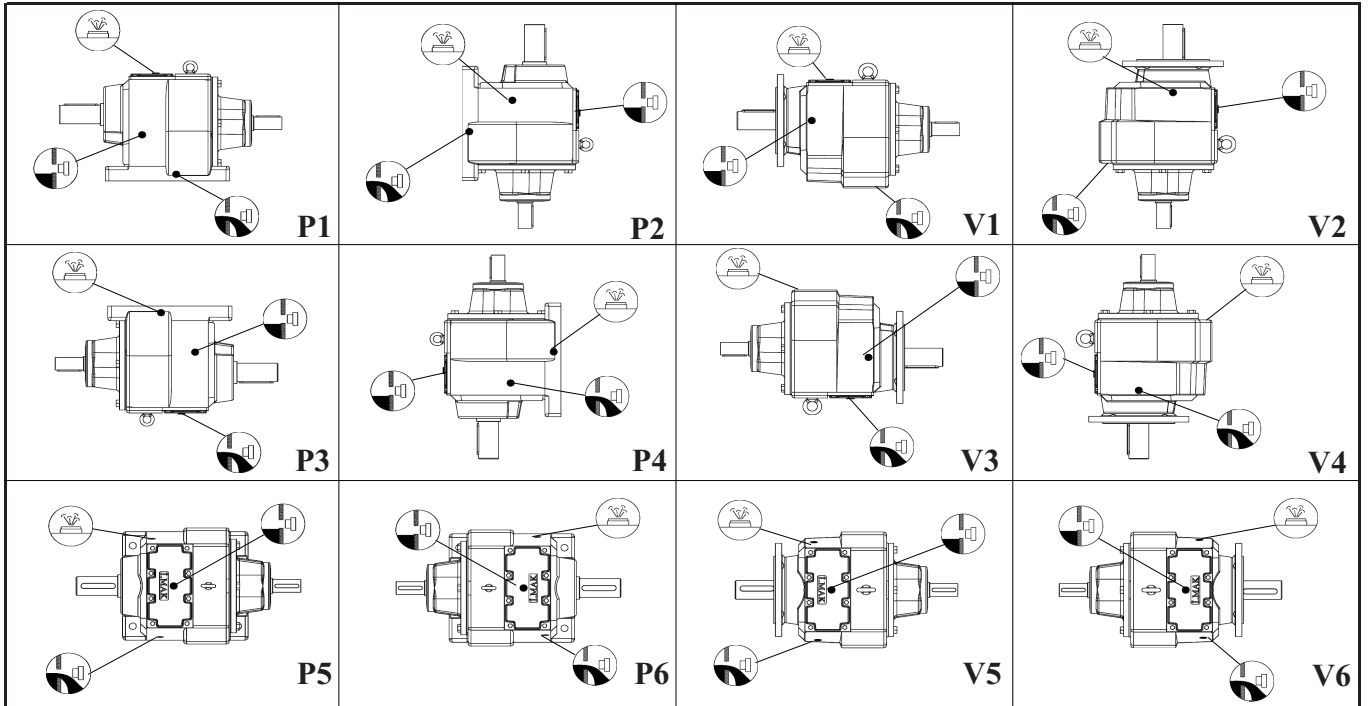
 **Yağ Doldurma**
Vent Plug
Entlüftung

 **Yağ Seviye Tespit**
Oil Level
Ölstand

 **Yağ Boşaltma**
Drain Plug
Ölablab



TİP Type Typ	Bağlantı Pozisyonları için Yağ Miktarları (litre) Oil Quantities for Mounting Positions (liter) Ölmengen Tabellen für Bauformen (liter)											
	P1	V1	P5	P6	V5	V6	P3	V3	P2	P4	V2	V4
İR_M 42 / 43	0,4 / 0,35		0,5 / 0,45			0,5 / 0,45		0,7 / 0,65				
İR_M 52 / 53	0,8 / 0,75		0,8 / 0,75			0,8 / 0,75		1,2 / 1,15				
İR_M 621 / 631	1,25 / 1,1		1,25 / 1,1			1,25 / 1,1		1,8 / 1,65				
İR_M 62 / 63	1,25 / 1,1		1,25 / 1,1			1,25 / 1,1		1,8 / 1,65				
İR_M 721 / 731	2,2 / 2		2,2 / 2			2,2 / 2		2,7 / 2,5				
İR_M 72 / 73	2,5 / 2,3		2,5 / 2,3			2,5 / 2,3		3 / 2,8				
İR_M 82 / 83	5,5 / 5		5,5 / 5			5,5 / 5		7,5 / 7				
İR_M 92 / 93	9 / 8		9 / 8			9 / 8		11 / 10				
İR_M 102/103	14 / 13		14 / 13			14 / 13		17 / 16				



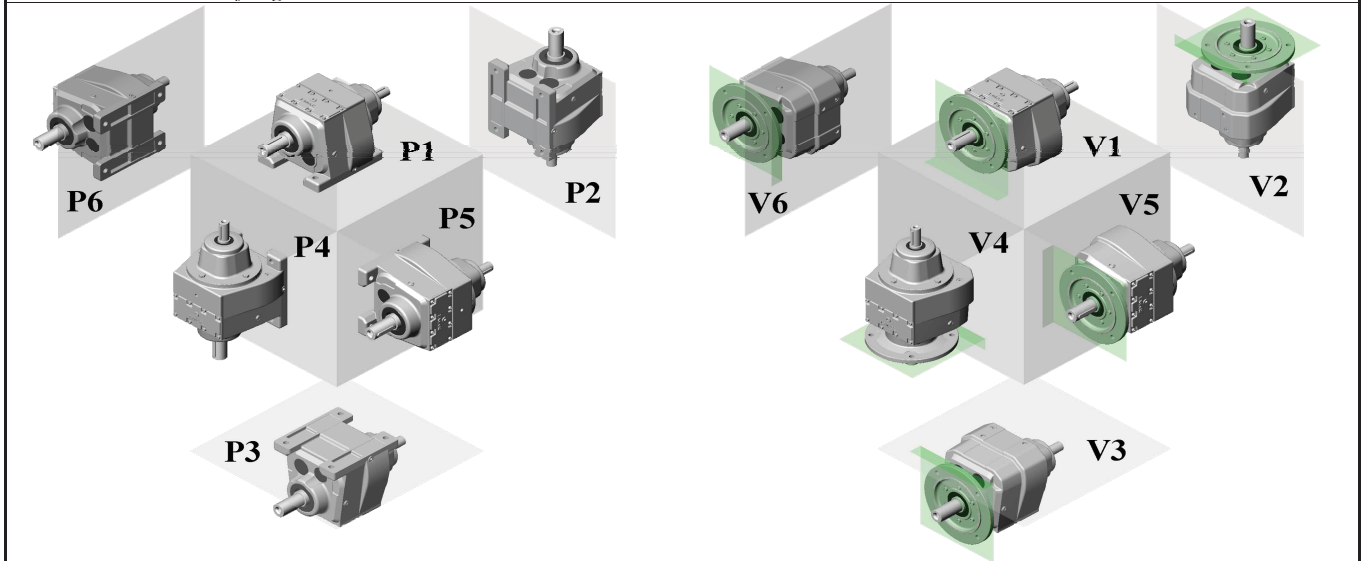
Yağ Doldurma
Vent Plug
Entlüftung



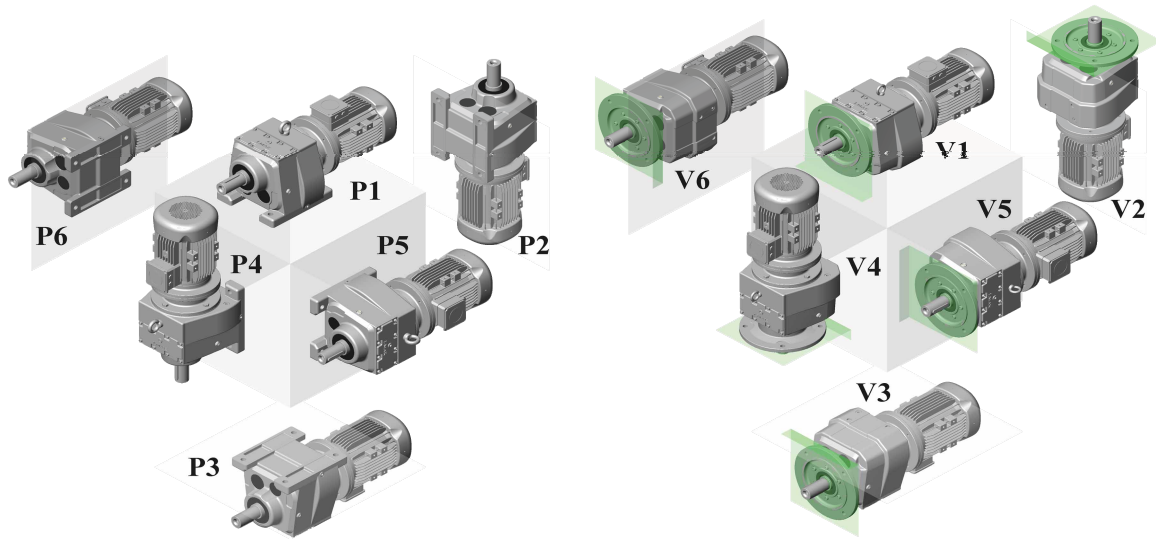
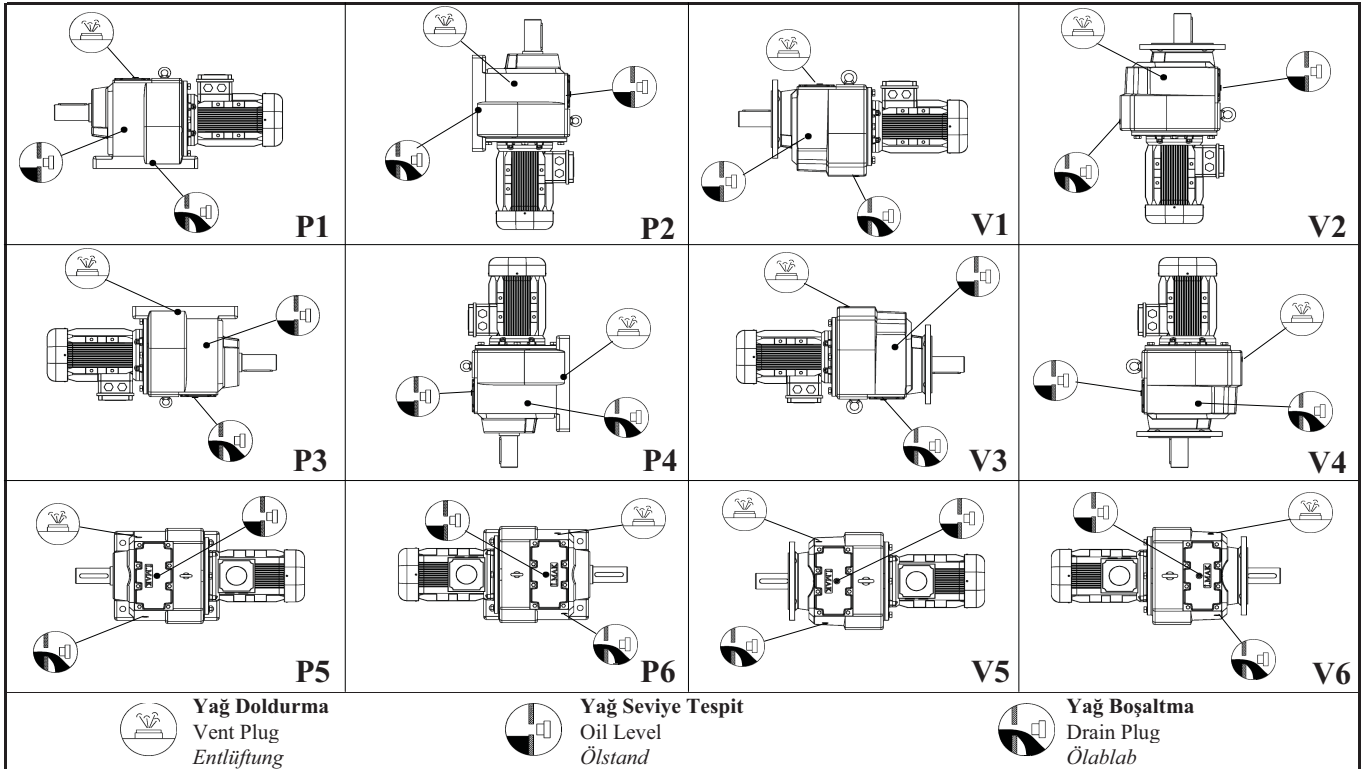
Yağ Seviye Tespit
Oil Level
Ölstand



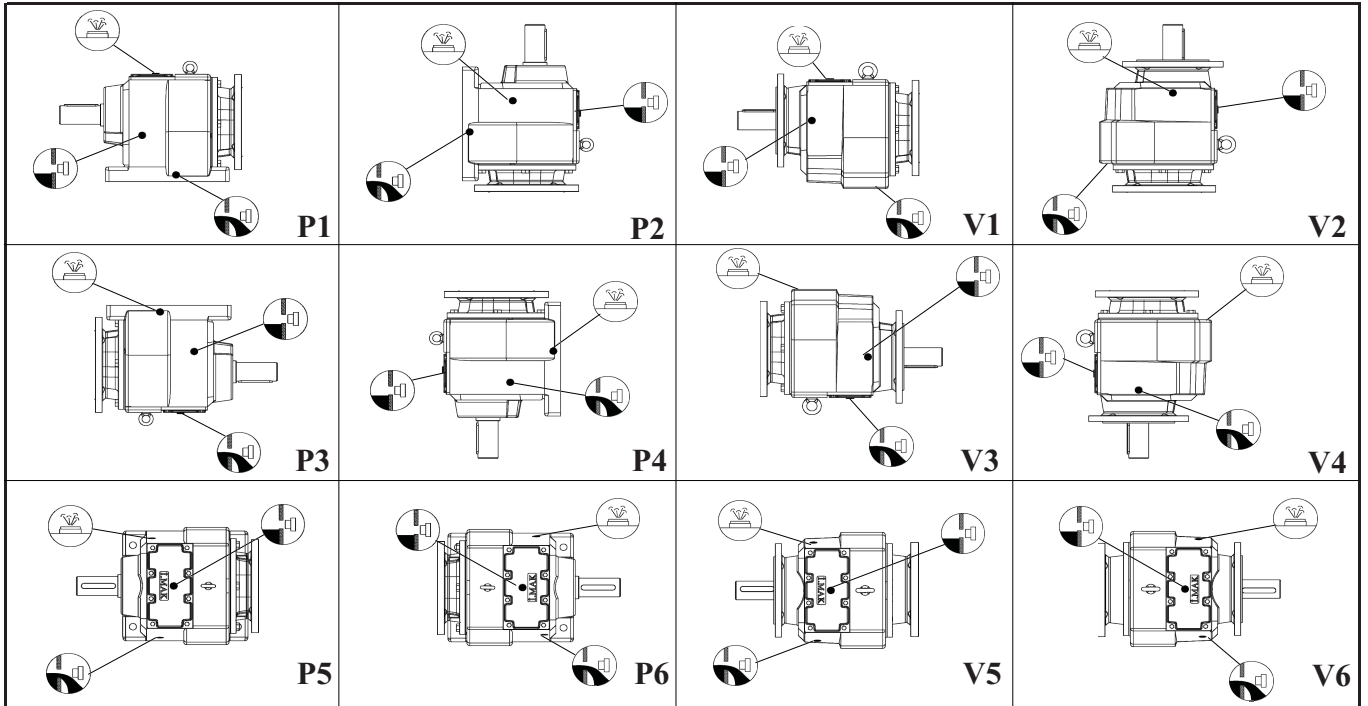
Yağ Boşaltma
Drain Plug
Ölablab



TİP Type Typ	Bağlantı Pozisyonları için Yağ Miktarları (litre) Oil Quantities for Mounting Positions (liter) Ölmengen Tabellen für Bauformen (liter)											
	P1	V1	P5	P6	V5	V6	P3	V3	P2	P4	V2	V4
İR_ 42 / 43	0,4 / 0,35			0,5 / 0,45			0,5 / 0,45				0,7 / 0,65	
İR_ 52 / 53	0,8 / 0,75			0,8 / 0,75			0,8 / 0,75				1,2 / 1,15	
İR_ 621 / 631	1,25 / 1,1			1,25 / 1,1			1,25 / 1,1				1,8 / 1,65	
İR_ 62 / 63	1,25 / 1,1			1,25 / 1,1			1,25 / 1,1				1,8 / 1,65	
İR_ 721 / 731	2,2 / 2			2,2 / 2			2,2 / 2				2,7 / 2,5	
İR_ 72 / 73	2,5 / 2,3			2,5 / 2,3			2,5 / 2,3				3 / 2,8	
İR_ 82 / 83	5,5 / 5			5,5 / 5			5,5 / 5				7,5 / 7	
İR_ 92 / 93	9 / 8			9 / 8			9 / 8				11 / 10	
İR_ 102 / 103	14 / 13			14 / 13			14 / 13				17 / 16	



TİP Type Typ	Bağlantı Pozisyonları için Yağ Miktarları (litre) Oil Quantities for Mounting Positions (liter) Ölmengen Tabellen für Bauformen (liter)											
	P1	V1	P5	P6	V5	V6	P3	V3	P2	P4	V2	V4
İR_PM 42 / 43	0,4 / 0,35			0,5 / 0,45			0,5 / 0,45				0,7 / 0,65	
İR_PM 52 / 53	0,8 / 0,75			0,8 / 0,75			0,8 / 0,75				1,2 / 1,15	
İR_PM 621 / 631	1,25 / 1,1			1,25 / 1,1			1,25 / 1,1				1,8 / 1,65	
İR_PM 62 / 63	1,25 / 1,1			1,25 / 1,1			1,25 / 1,1				1,8 / 1,65	
İR_PM 721 / 731	2,2 / 2			2,2 / 2			2,2 / 2				2,7 / 2,5	
İR_PM 72 / 73	2,5 / 2,3			2,5 / 2,3			2,5 / 2,3				3 / 2,8	
İR_PM 82 / 83	5,5 / 5			5,5 / 5			5,5 / 5				7,5 / 7	
İR_PM 92 / 93	9 / 8			9 / 8			9 / 8				11 / 10	
İR_PM 102/103	14 / 13			14 / 13			14 / 13				17 / 16	



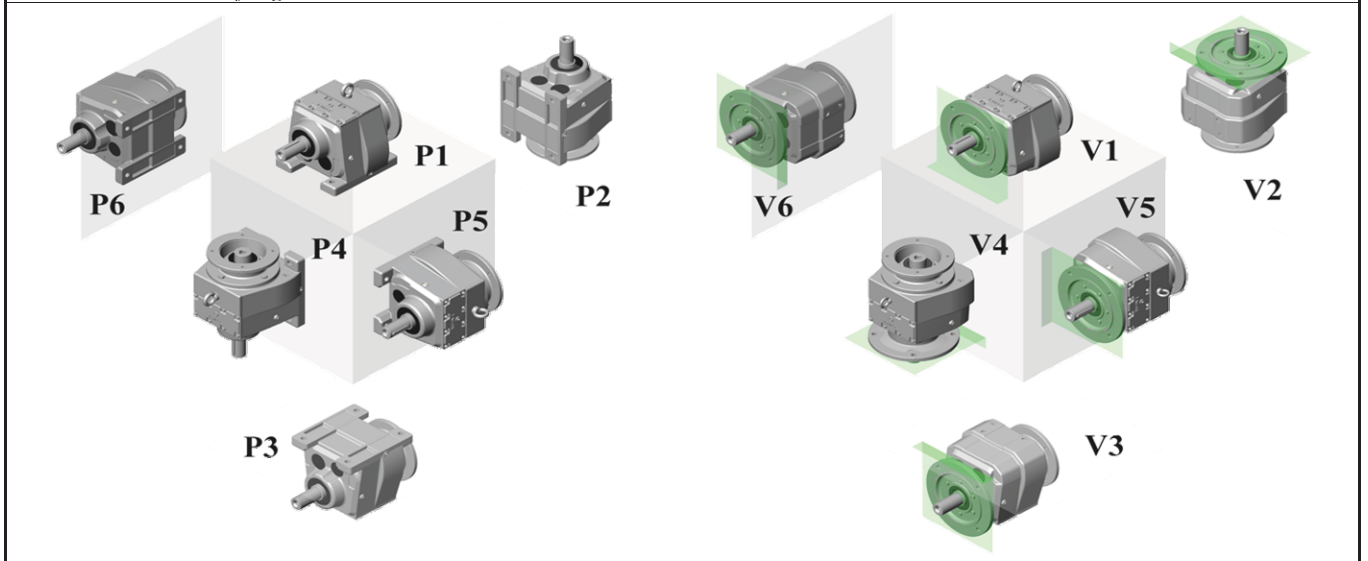
Yağ Doldurma
Vent Plug
Entlüftung



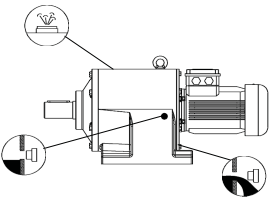
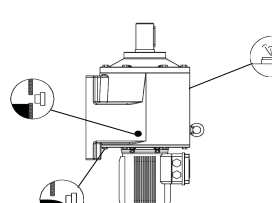
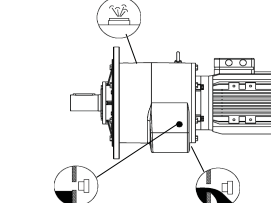
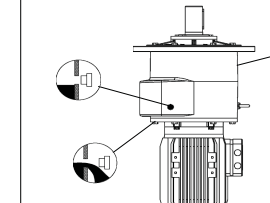
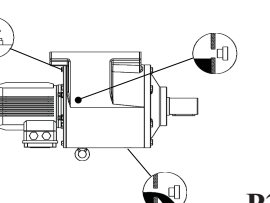
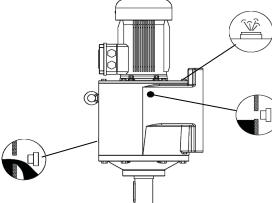
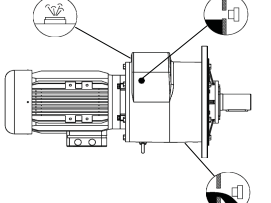
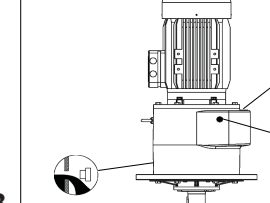
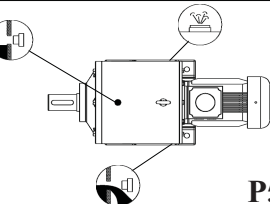
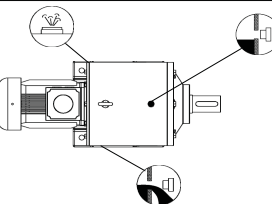
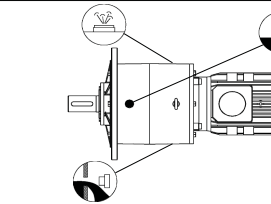
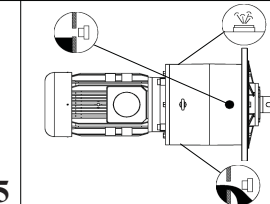



Yağ Seviye Tespit
Oil Level
Ölstand

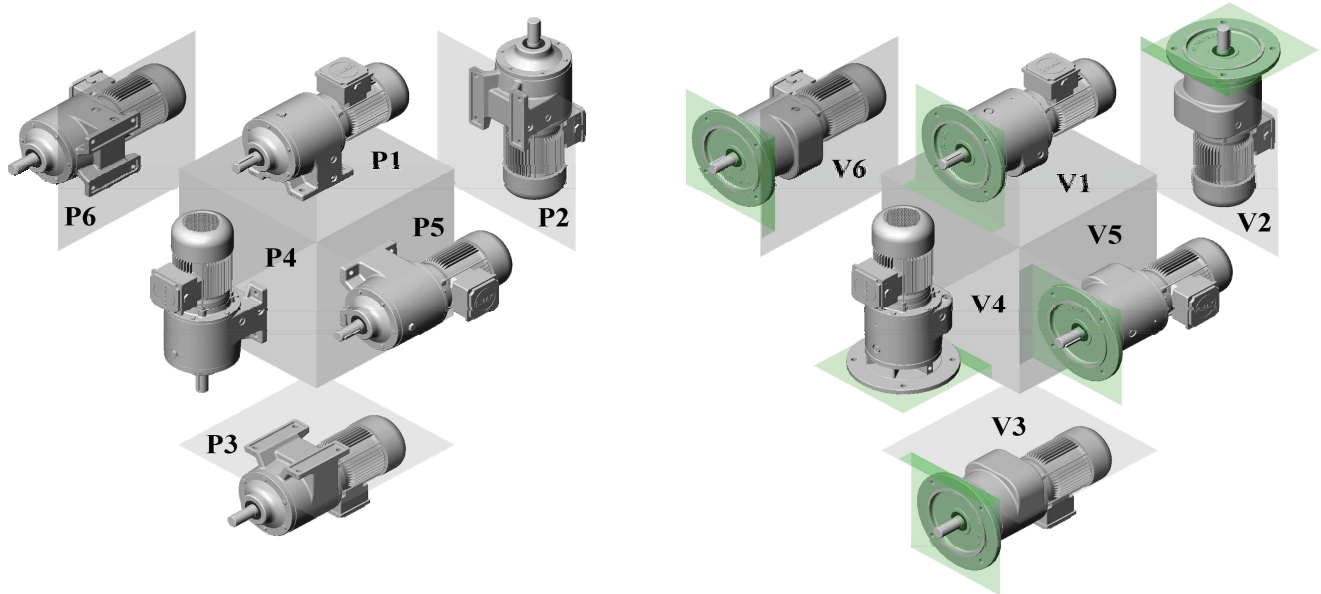


Yağ Boşaltma
Drain Plug
Ölablab

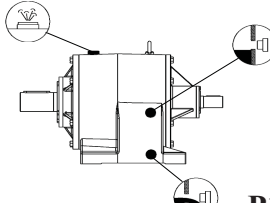
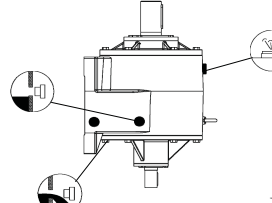
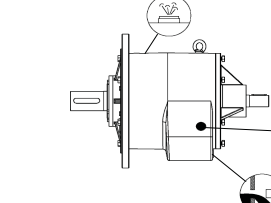
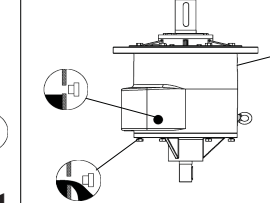
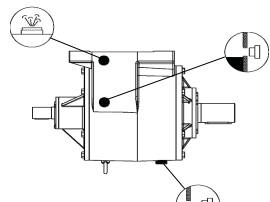
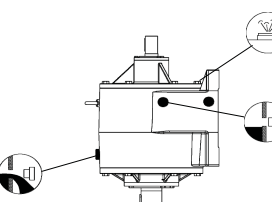
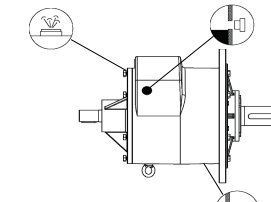
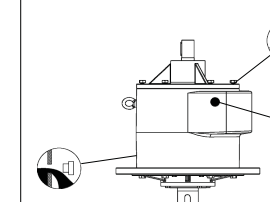
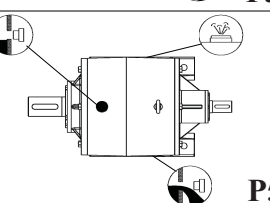
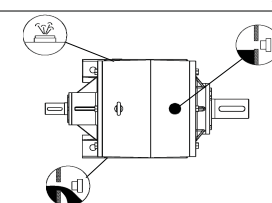
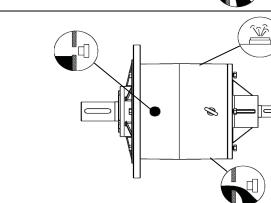
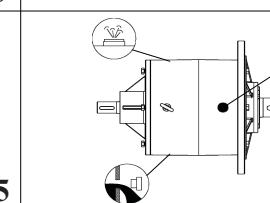





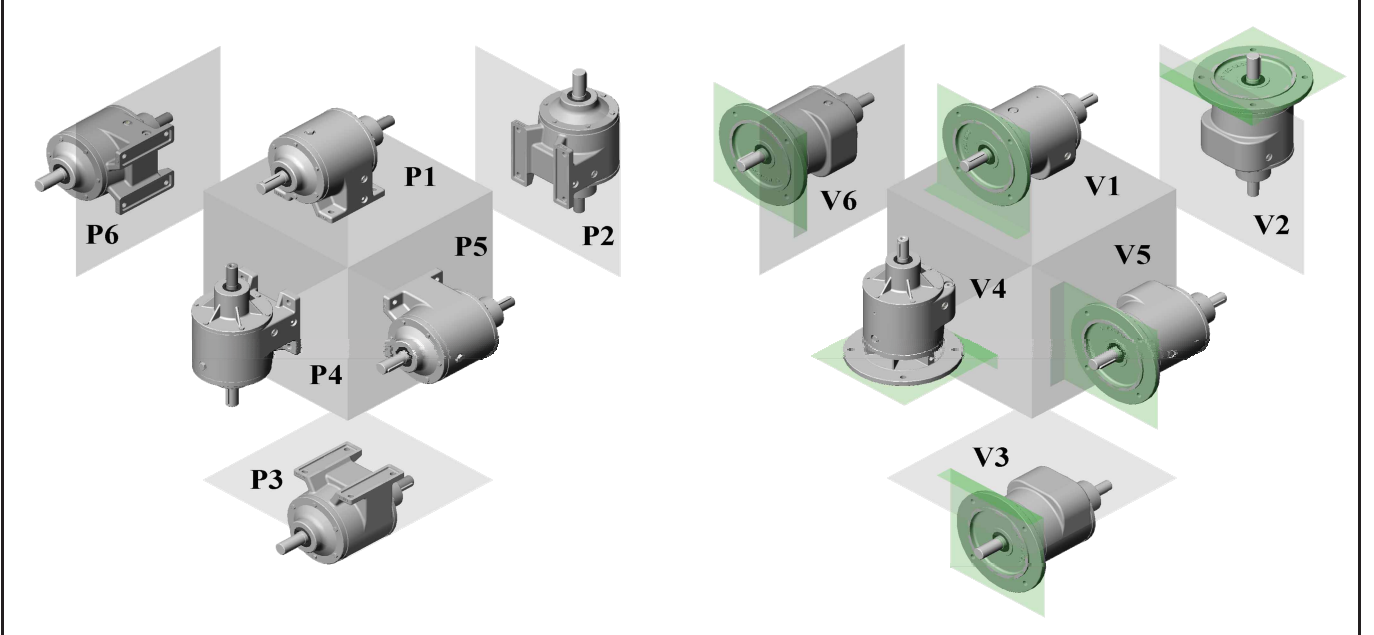
TİP Type Typ	Bağlantı Pozisyonları için Yağ Miktarları (litre) Oil Quantities for Mounting Positions (liter) Ölmengen Tabellen für Bauformen (liter)											
	P1	V1	P5	P6	V5	V6	P3	V3	P2	P4	V2	V4
İR_P 42 / 43	0,4 / 0,35			0,5 / 0,45			0,5 / 0,45				0,7 / 0,65	
İR_P 52 / 53	0,8 / 0,75			0,8 / 0,75			0,8 / 0,75				1,2 / 1,15	
İR_P 621 / 631	1,25 / 1,1			1,25 / 1,1			1,25 / 1,1				1,8 / 1,65	
İR_P 62 / 63	1,25 / 1,1			1,25 / 1,1			1,25 / 1,1				1,8 / 1,65	
İR_P 721 / 731	2,2 / 2			2,2 / 2			2,2 / 2				2,7 / 2,5	
İR_P 72 / 73	2,5 / 2,3			2,5 / 2,3			2,5 / 2,3				3 / 2,8	
İR_P 82 / 83	5,5 / 5			5,5 / 5			5,5 / 5				7,5 / 7	
İR_P 92 / 93	9 / 8			9 / 8			9 / 8				11 / 10	
İR_P 102 / 103	14 / 13			14 / 13			14 / 13				17 / 16	

			
			
			
 Yağ Doldurma Vent Plug Entlüftung	 Yağ Seviye Tespit Oil Level Ölstand	 Yağ Boşaltma Drain Plug Ötblab	

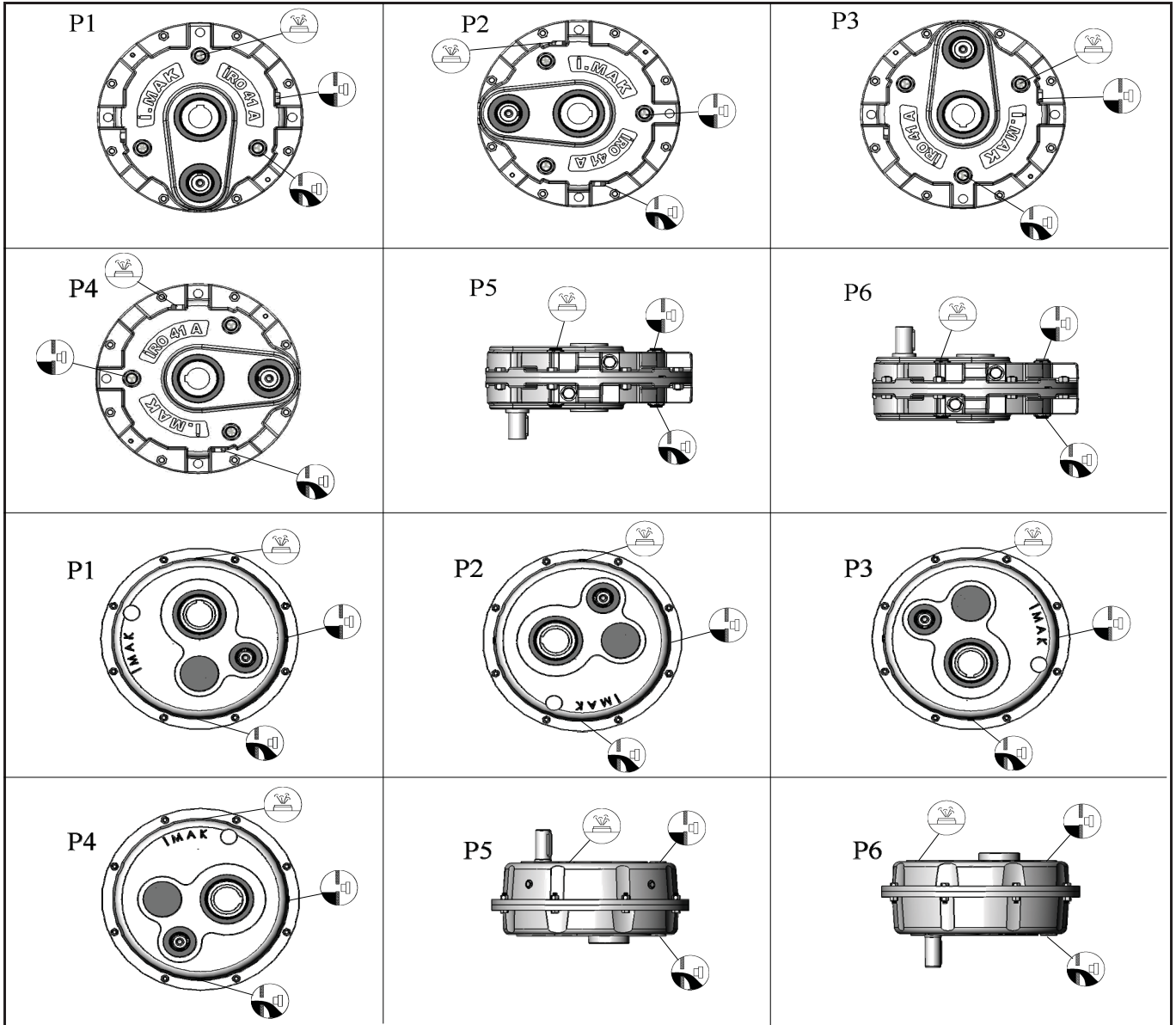


TİP Type Typ	Bağlantı Pozisyonları için Yağ Miktarları (litre) Oil Quantities for Mounting Positions (liter) Ölmengen Tabellen für Bauformen (liter)											
	P1	V1	P5	P6	V5	V6	P3	V3	P4	P2	V4	V2
İR_M 120	12			8			7				27	
İR_M 136	20			17			15				40	
İR_M 151	28			24			20				51	
İR_M 181	90			100			100				120	

			
P1	P2	V1	V2
			
P3	P4	V3	V4
			
P5	P6	V5	V6
 Yağ Doldurma Vent Plug Entlüftung	 Yağ Seviye Tespit Oil Level Ölstand	 Yağ Boşaltma Drain Plug Ötblab	



TİP Type Typ	Bağlantı Pozisyonları için Yağ Miktarları (litre) Oil Quantities for Mounting Positions (liter) Ölmengen Tabellen für Bauformen (liter)											
	P1	V1	P5	P6	V5	V6	P3	V3	P4	P2	V4	V2
İR_120	12			8			7				27	
İR_136	20			17			15				40	
İR_151	28			24			20				51	
İR_181	90			100			100				120	



Yağ Doldurma
Vent Plug
Entlüftung




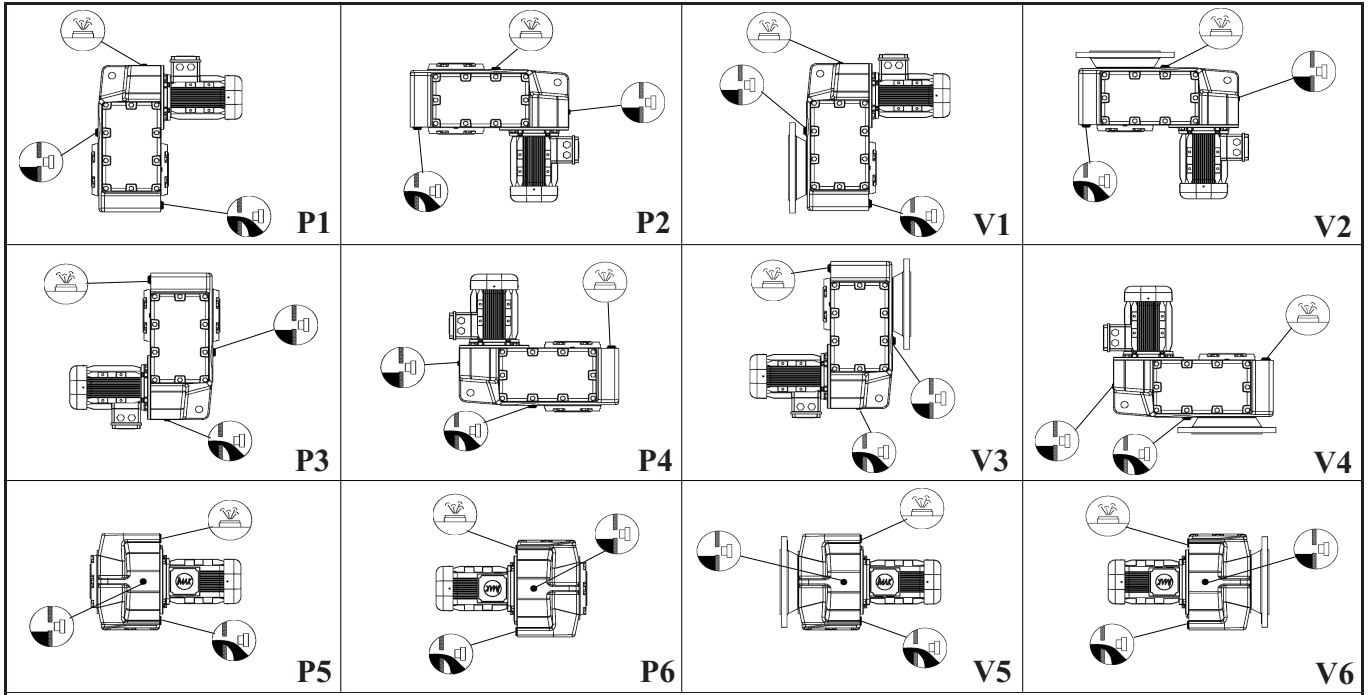
Yağ Seviye Tespit
Oil Level
Ölstand



Yağ Boşaltma
Drain Plug
Ötblab

TİP Type Typ	Bağlantı Pozisyonları için Yağ Miktarları (litre) Oil Quantities for Mounting Positions (liter) Ölmengen Tabellen für Bauformen (liter)					
	P1	P2	P3	P4	P5	P6
İRO 41 A		1,5			1,5	
İRO 51-52		3,75			4	
İRO 61-62		6,5			7	
İRO 71-72		10			12	





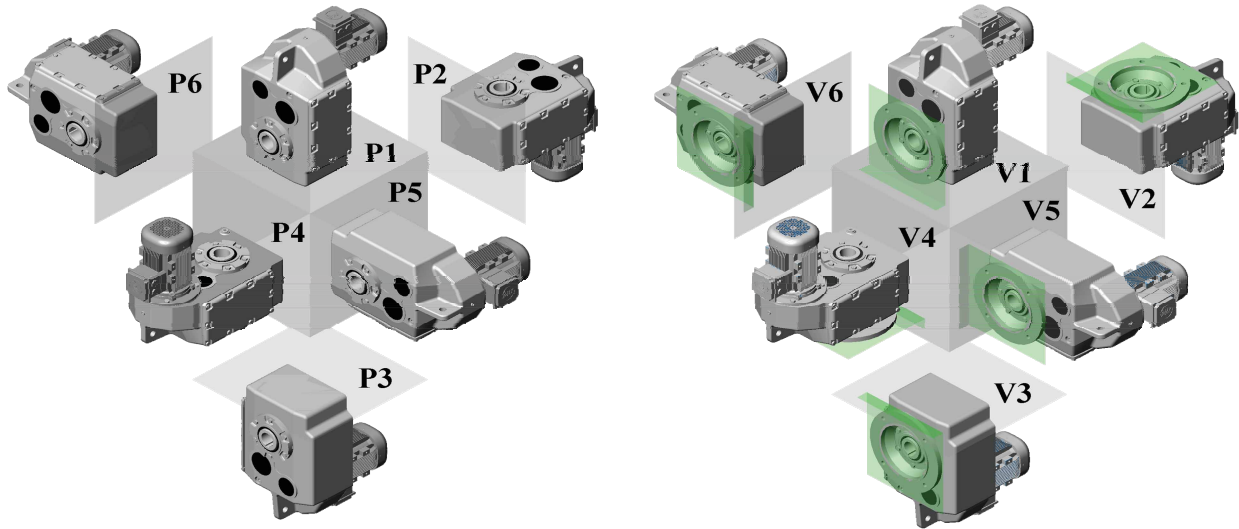
Yağ Doldurma
Vent Plug
Entlüftung



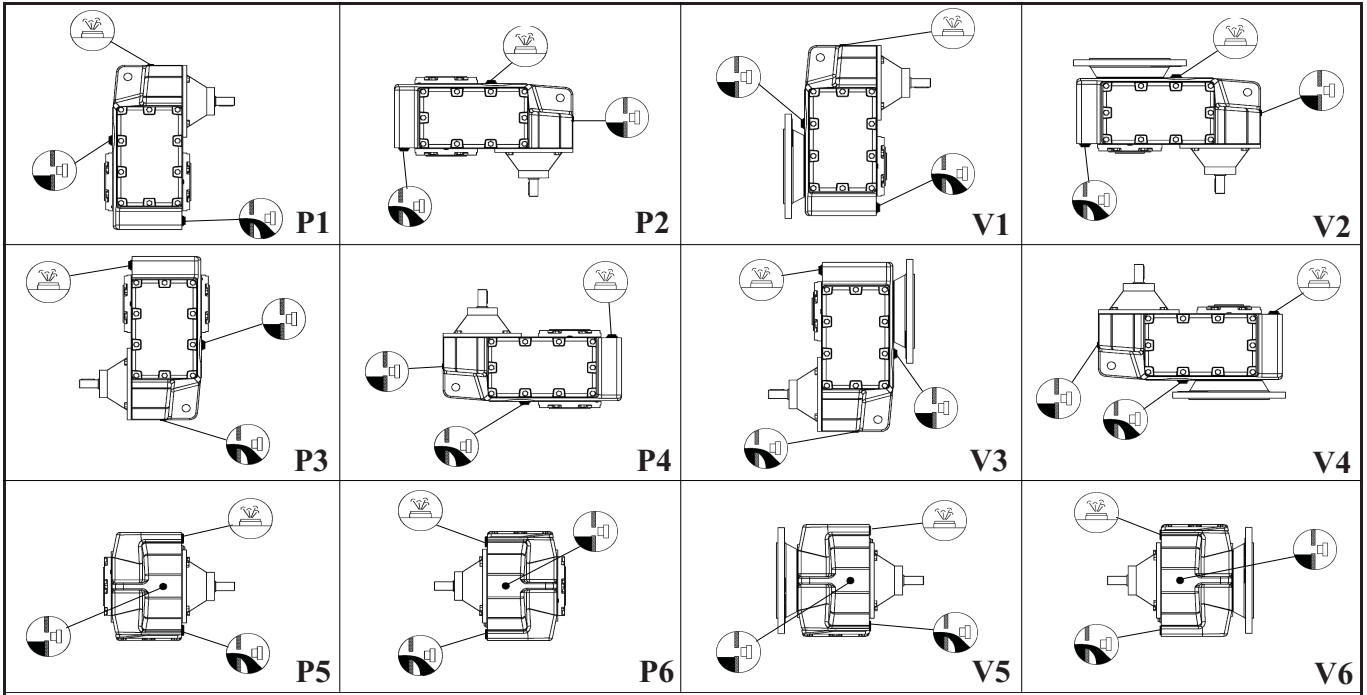
Yağ Seviye Tespit
Oil Level
Ölstand



Yağ Boşaltma
Drain Plug
Ötblab



TİP Type Typ	Bağlantı Pozisyonları için Yağ Miktarları (litre) Oil Quantities for Mounting Positions (liter) Ölmengen Tabellen für Bauformen (liter)											
	P1	V1	P5	P6	V5	V6	P3	V3	P4	P2	V4	V2
YP_M 208 / 308	3 / 2,9		2 / 1,9			3 / 2,9		3,5 / 3,4				
YP_M 210 / 310	6 / 5,6		4 / 3,6			6 / 5,6		6 / 5,6				
YP_M 213 / 313	8 / 7		7 / 6			8 / 7		10 / 9				
YP_M 217 / 317	14 / 12		11 / 9			14 / 12		17 / 15				
YP_M 102 / 103	20 / 18		17 / 15			20 / 18		23 / 21				



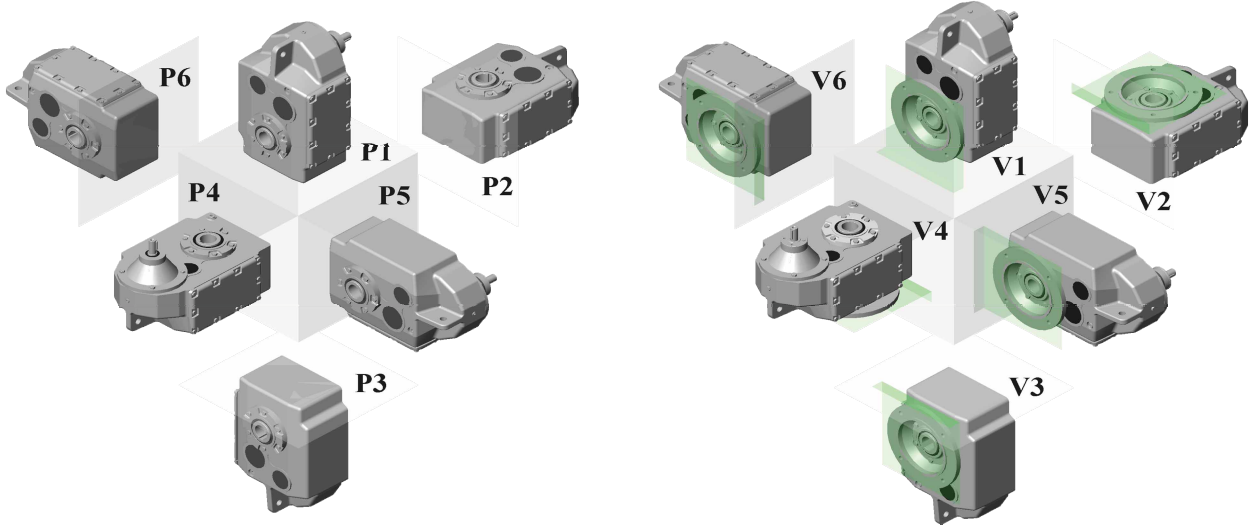
Yağ Doldurma
Vent Plug
Entlüftung



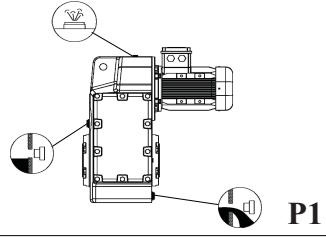
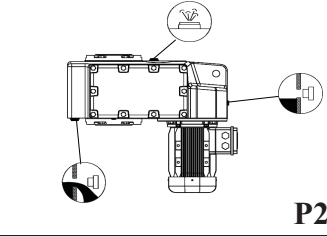
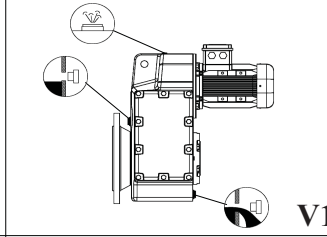
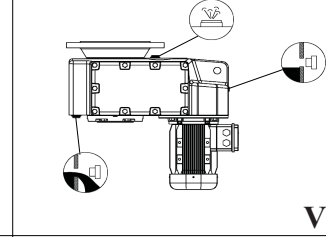
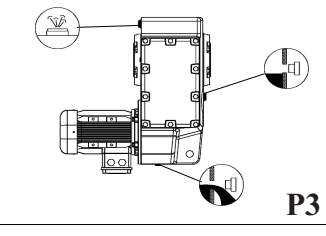
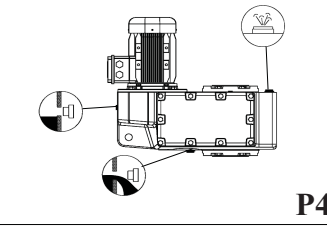
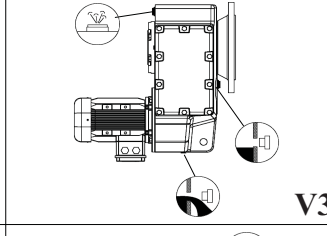
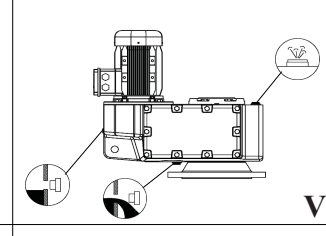
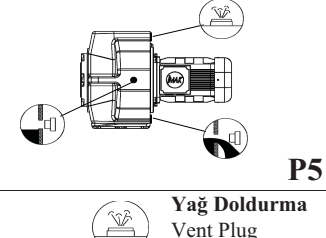
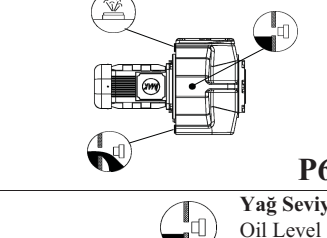
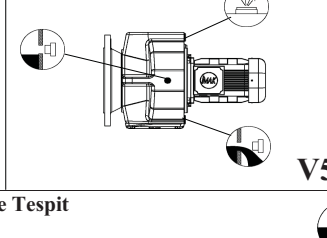
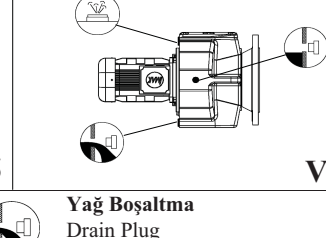



Yağ Seviye Tespit
Oil Level
Ölstand

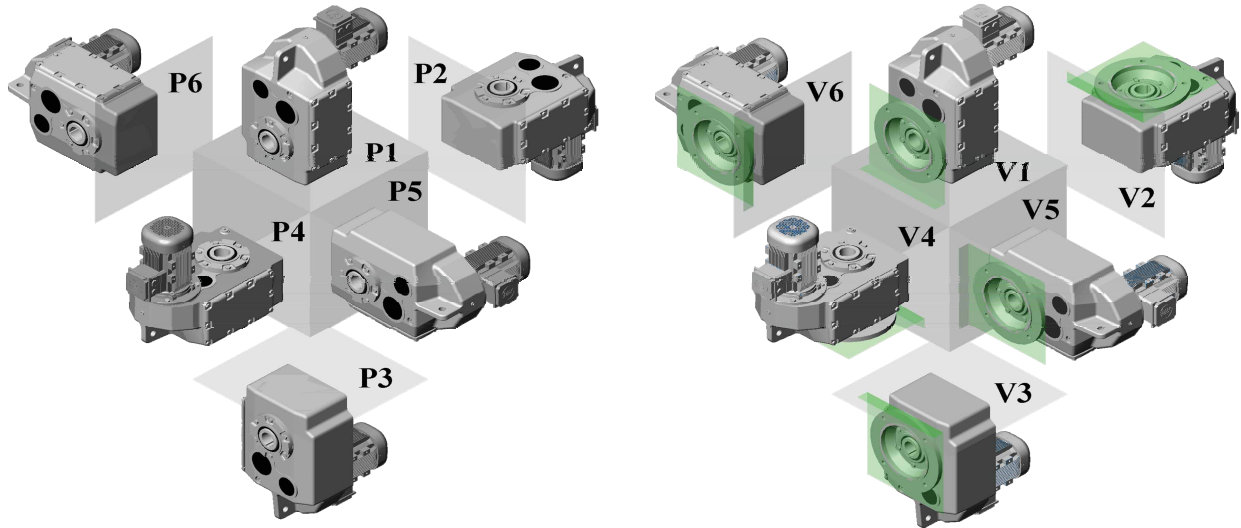


Yağ Boşaltma
Drain Plug
Ötblab

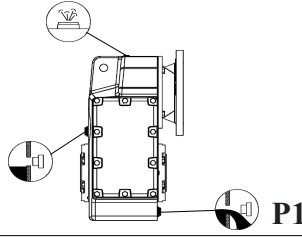
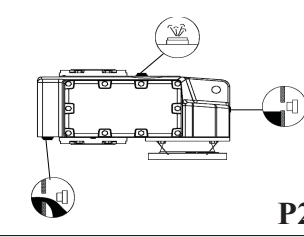
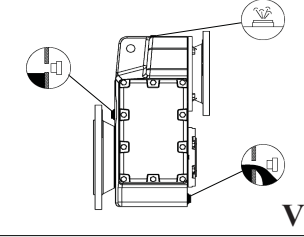
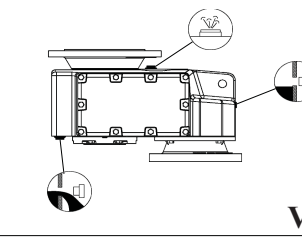
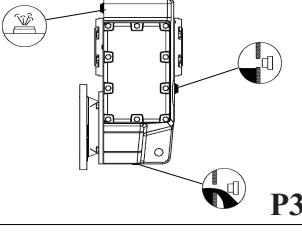
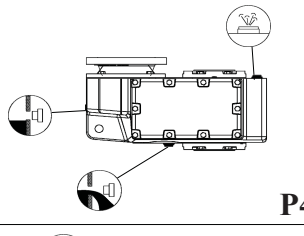
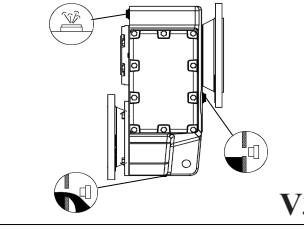
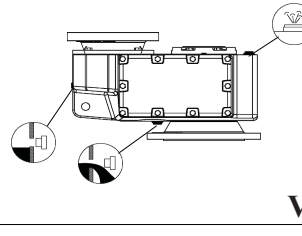
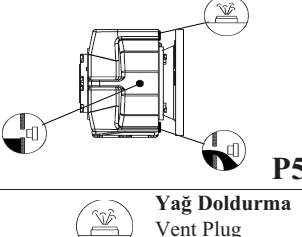
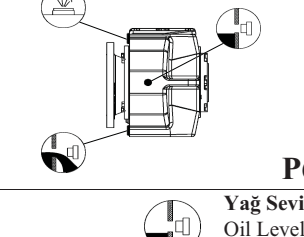
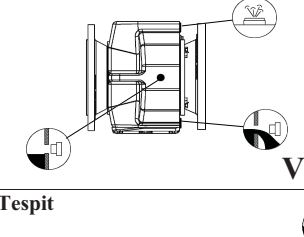
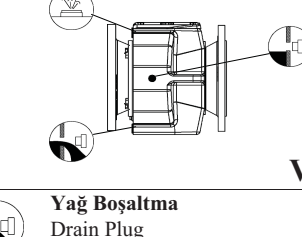





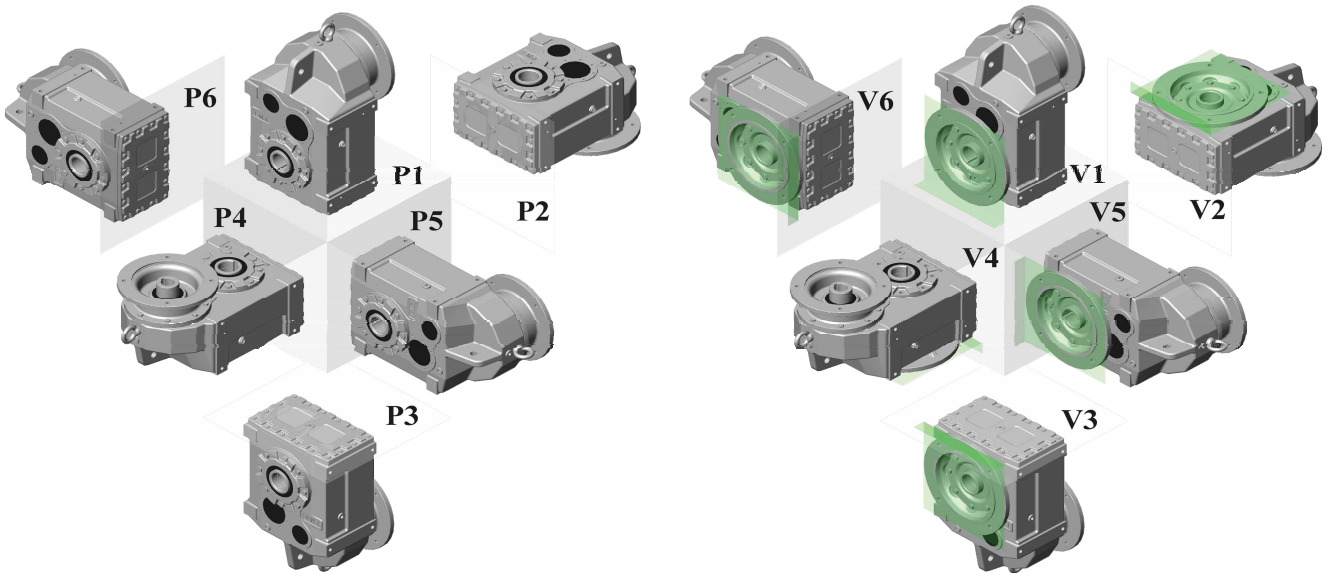
TİP Type Typ	Bağlantı Pozisyonları için Yağ Miktarları (litre) Oil Quantities for Mounting Positions (liter) Ölmengen Tabellen für Bauformen (liter)											
	P1	V1	P5	P6	V5	V6	P3	V3	P4	P2	V4	V2
YP_ 208 / 308	3 / 2,9		2 / 1,9			3 / 2,9		3,5 / 3,4				
YP_ 210 / 310	6 / 5,6		4 / 3,6			6 / 5,6		6 / 5,6				
YP_ 213 / 313	8 / 7		7 / 6			8 / 7		10 / 9				
YP_ 217 / 317	14 / 12		11 / 9			14 / 12		17 / 15				
YP_ 102 / 103	20 / 18		17 / 15			20 / 18		23 / 21				

 P1	 P2	 V1	 V2
 P3	 P4	 V3	 V4
 P5	 P6	 V5	 V6
 Yağ Doldurma Vent Plug Entlüftung	 Yağ Seviye Tespit Oil Level Ölstand	 Yağ Boşaltma Drain Plug Ötblab	

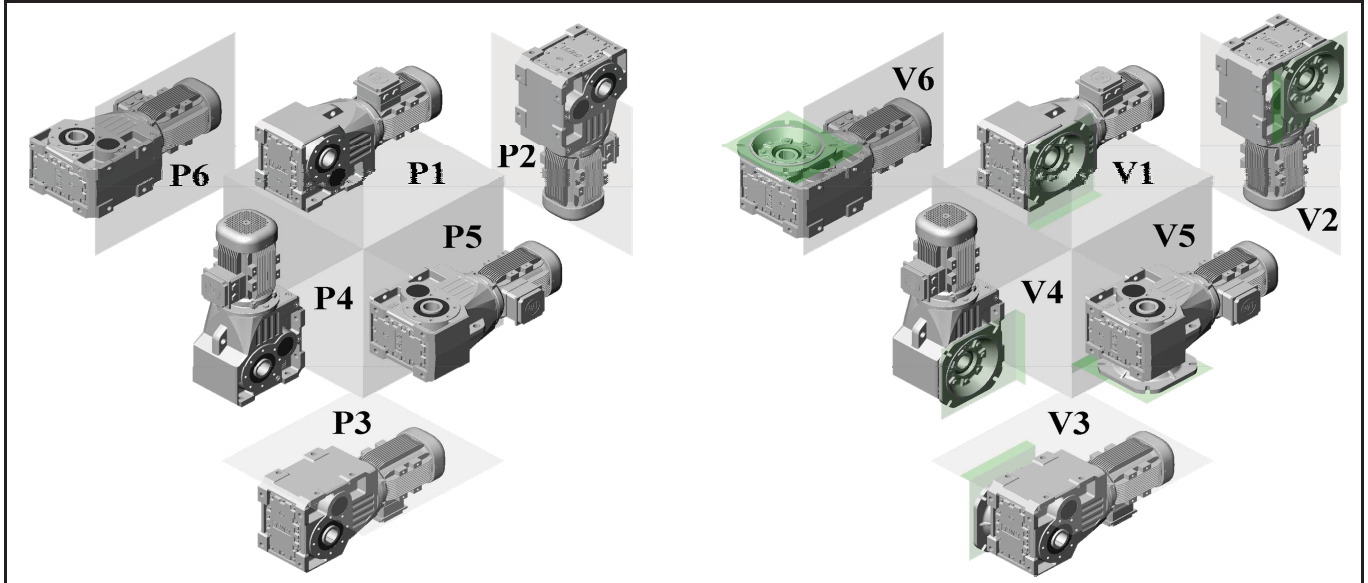
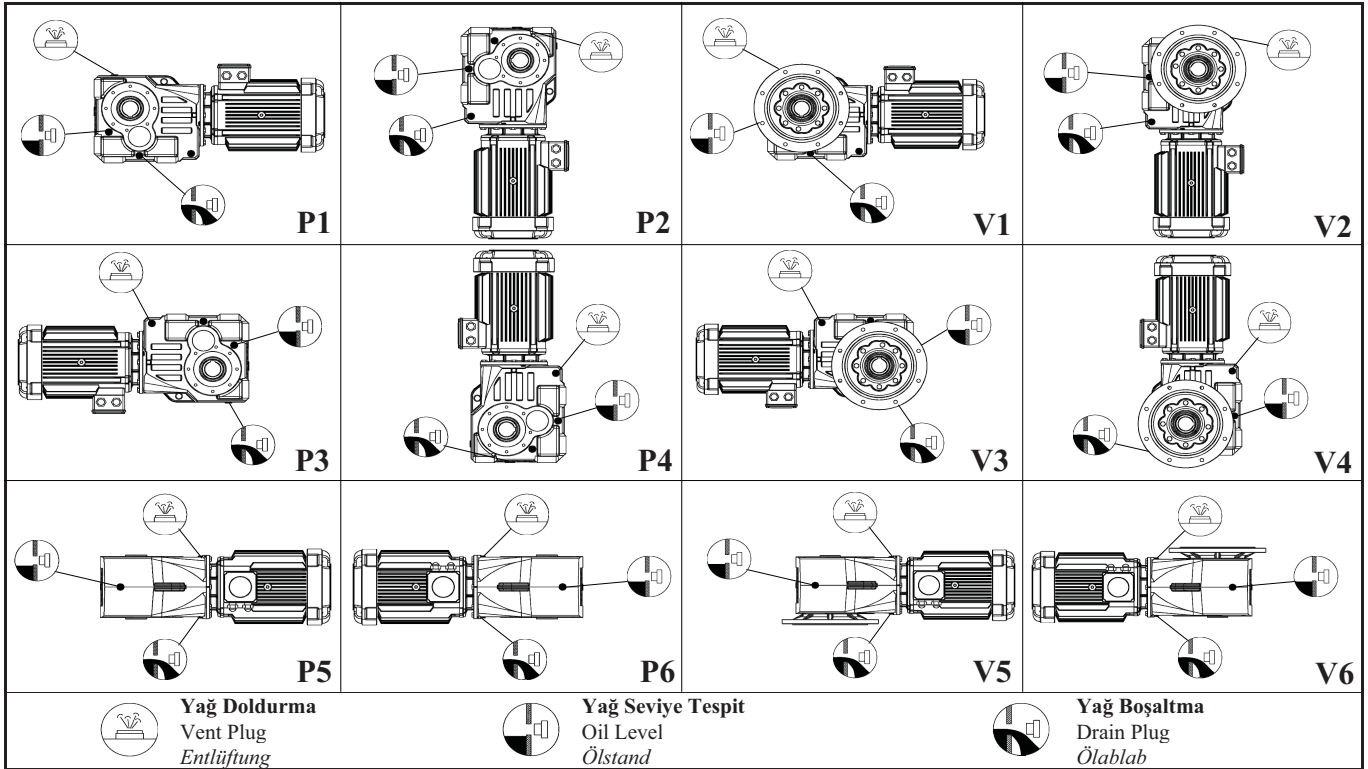


TİP Type Typ	Bağlantı Pozisyonları için Yağ Miktarları (litre) Oil Quantities for Mounting Positions (liter) Ölmengen Tabellen für Bauformen (liter)											
	P1	V1	P5	P6	V5	V6	P3	V3	P4	P2	V4	V2
YP_PM 102 / 103	20 / 18		17 / 15				20 / 18		23 / 21			

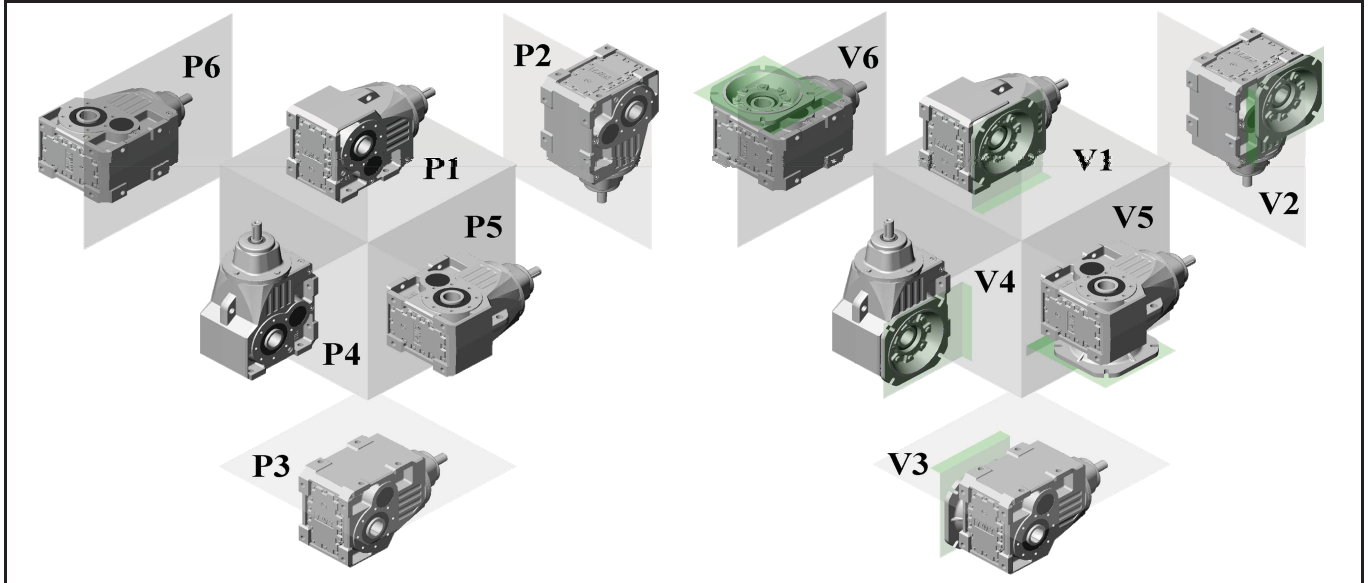
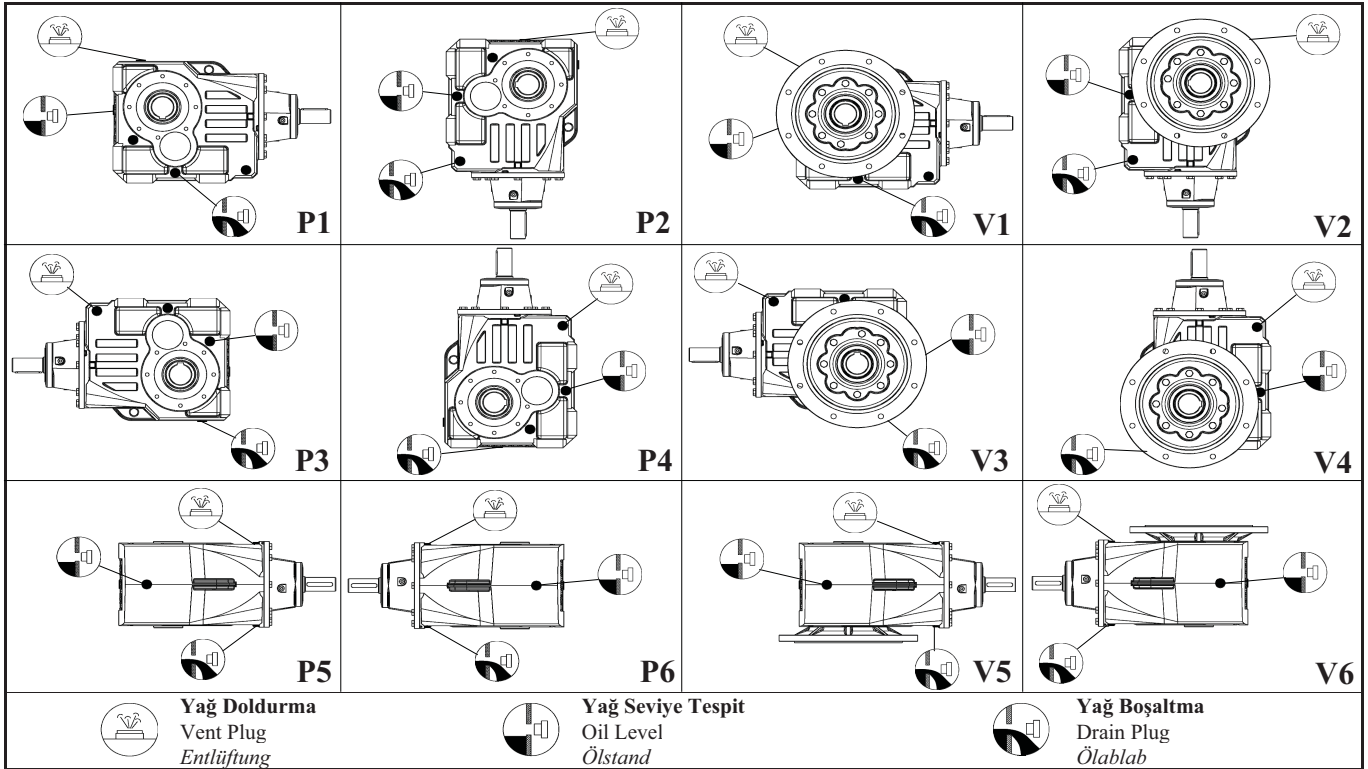
 P1	 P2	 V1	 V2
 P3	 P4	 V3	 V4
 P5	 P6	 V5	 V6
 Yağ Doldurma Vent Plug Entlüftung	 Yağ Seviye Tespit Oil Level Ölstand	 Yağ Boşaltma Drain Plug Ötblab	



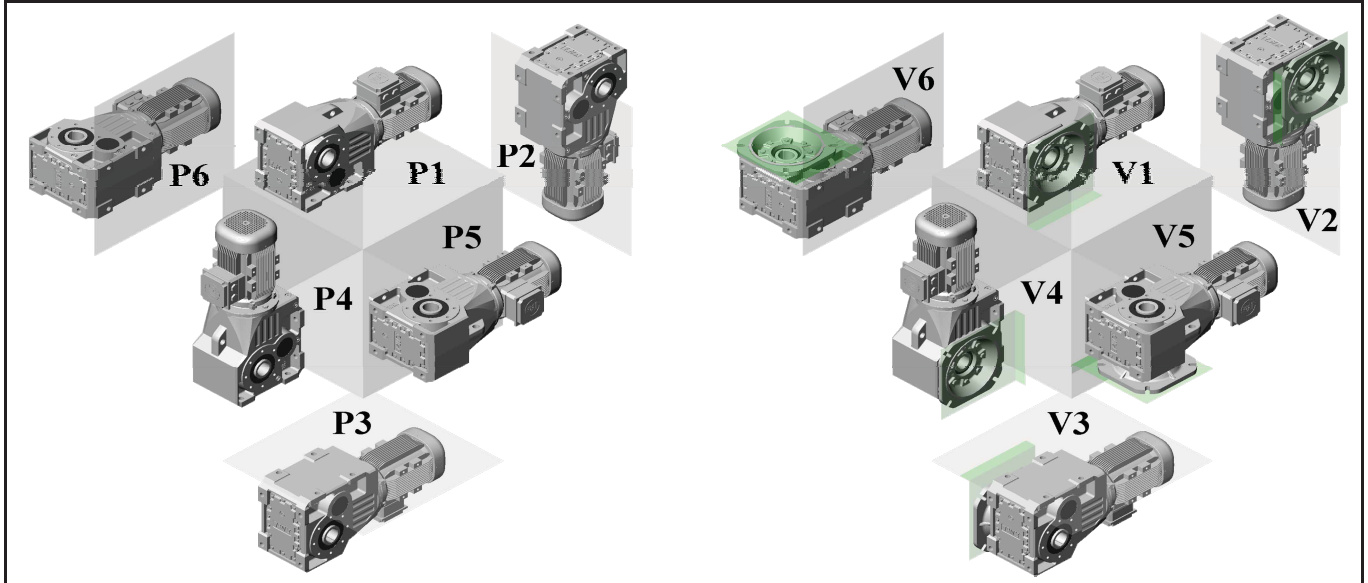
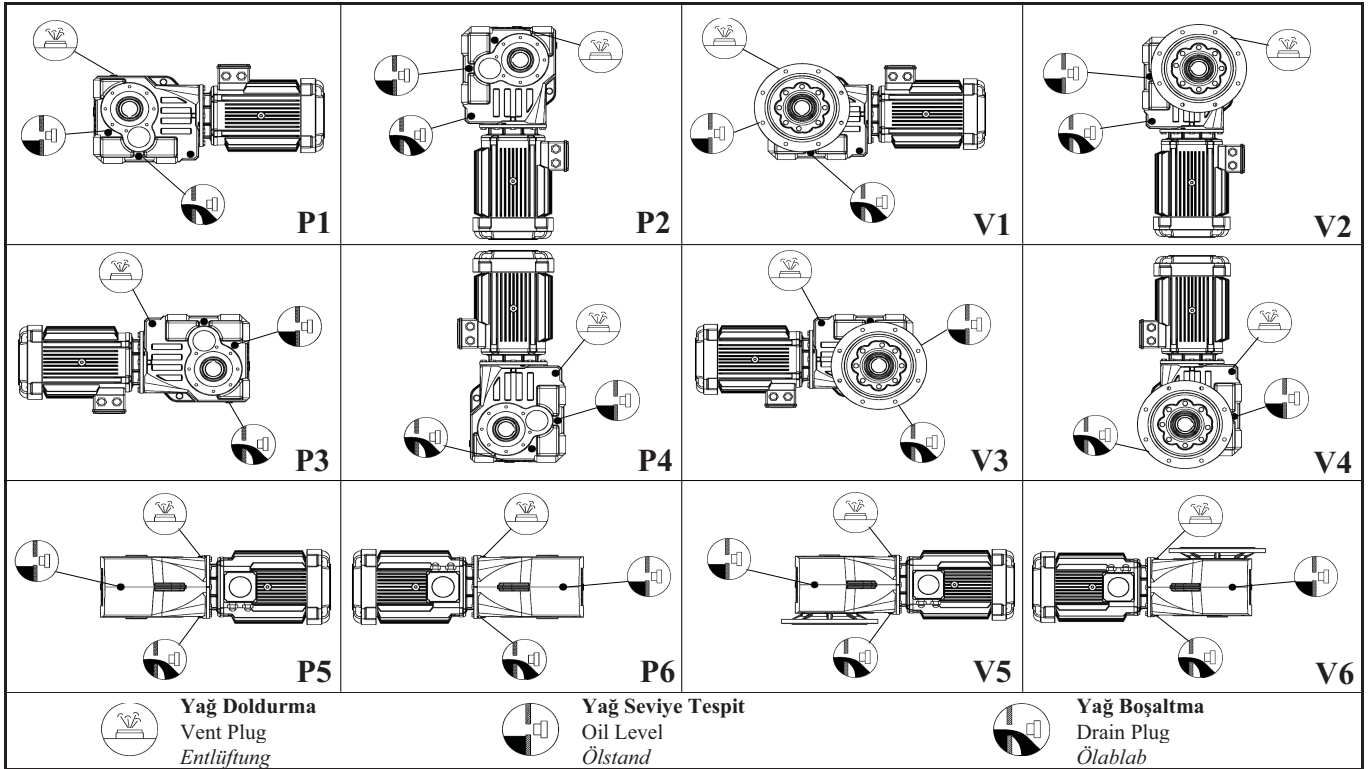
TİP Type Typ	Bağlantı Pozisyonları için Yağ Miktarları (litre) Oil Quantities for Mounting Positions (liter) Ölmengen Tabellen für Bauformen (liter)											
	P1	V1	P5	P6	V5	V6	P3	V3	P4	P2	V4	V2
YP_P 102 / 103	20 / 18		17 / 15			20 / 18		23 / 21				




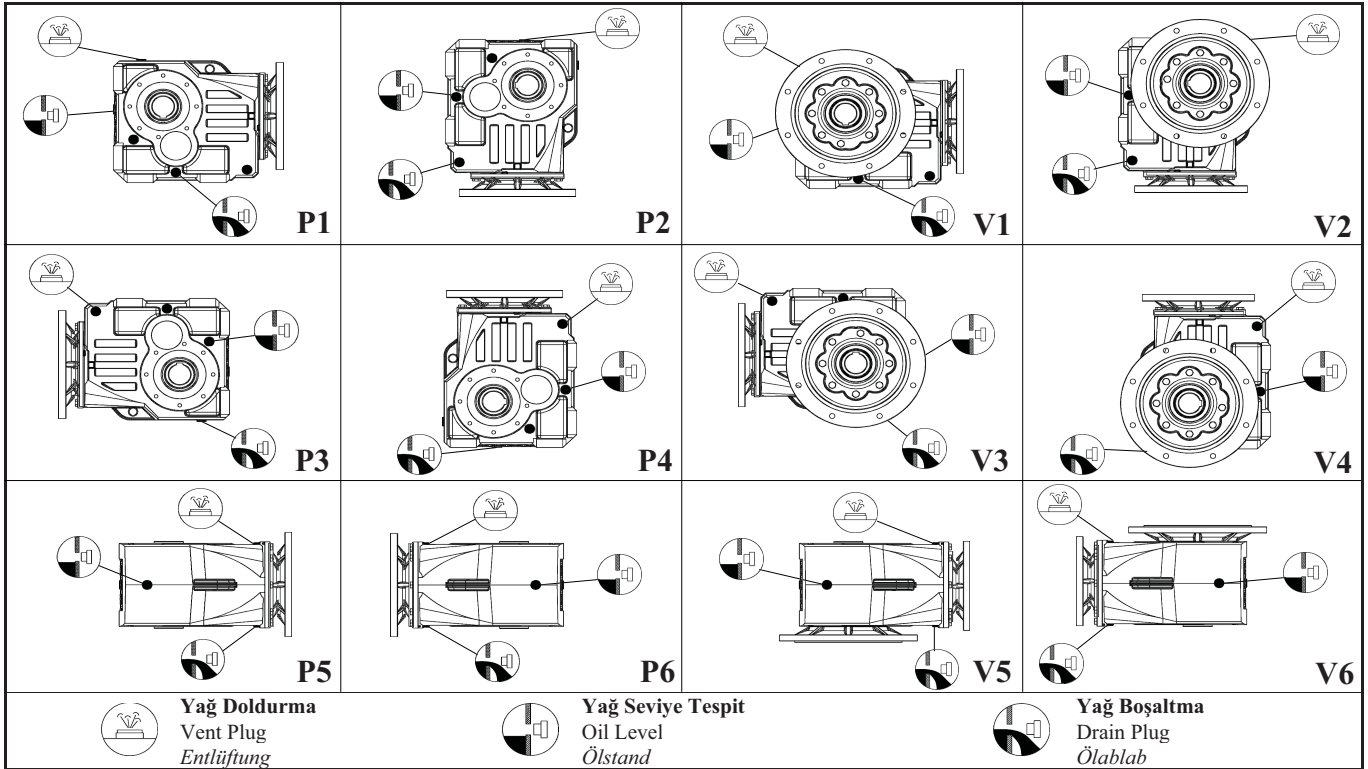
TİP Type Typ	Bağlantı Pozisyonları için Yağ Miktarları (litre) Oil Quantities for Mounting Positions (liter) Ölmengen Tabellen für Bauformen (liter)											
	P1	V1	P5	P6	V5	V6	P3	V3	P4	V4	P2	V2
İRK_M 73	2			2,8			3,5		4,2		3,7	
İRK_M 83	5			5,5			6,5		8		6	
İRK_M 93	8			9			10		11		9	
İRK_M 103	10			17			24		28		21	
İRK_M 123	17			25			35		39		31	
İRK_M 143	30			49			53		63		50,5	



TİP Type Typ	Bağlantı Pozisyonları için Yağ Miktarları (litre) Oil Quantities for Mounting Positions (liter) Ölmengen Tabellen für Bauformen (liter)											
	P1	V1	P5	P6	V5	V6	P3	V3	P4	V4	P2	V2
İRK_73	2			2,8			3,5		4,2			3,7
İRK_83	5			5,5			6,5		8			6
İRK_93	8			9			10		11			9
İRK_103	10			17			24		28			21
İRK_123	17			25			35		39			31
İRK_143	30			49			53		63			50,5

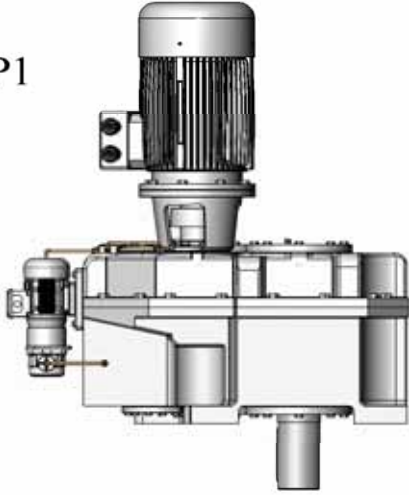


TİP Type Typ	Bağlantı Pozisyonları için Yağ Miktarları (litre) Oil Quantities for Mounting Positions (liter) Ölmengen Tabellen für Bauformen (liter)											
	P1	V1	P5	P6	V5	V6	P3	V3	P4	V4	P2	V2
İRK_PM 73	2			2,8			3,5		4,2			3,7
İRK_PM 83	5			5,5			6,5		8			6
İRK_PM 93	8			9			10		11			9
İRK_PM 103	10			17			24		28			21
İRK_PM 123	17			25			35		39			31
İRK_PM 143	30			49			53		63			50,5

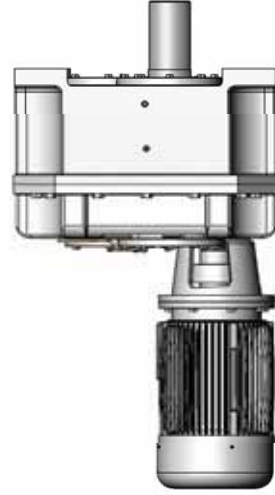


TİP Type Typ	Bağlantı Pozisyonları için Yağ Miktarları (litre) Oil Quantities for Mounting Positions (liter) Ölmengen Tabellen für Bauformen (liter)											
	P1	V1	P5	P6	V5	V6	P3	V3	P4	V4	P2	V2
İRK_P 73	2			2,8			3,5		4,2			3,7
İRK_P 83	5			5,5			6,5		8			6
İRK_P 93	8			9			10		11			9
İRK_P 103	10			17			24		28			21
İRK_P 123	17			25			35		39			31
İRK_P 143	30			49			53		63			50,5

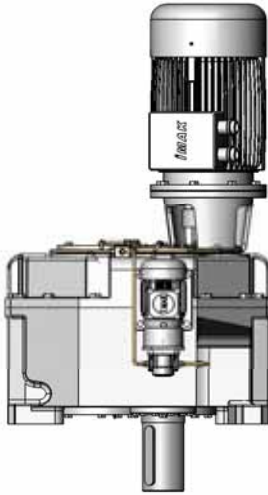
P1



P2



P4



P3

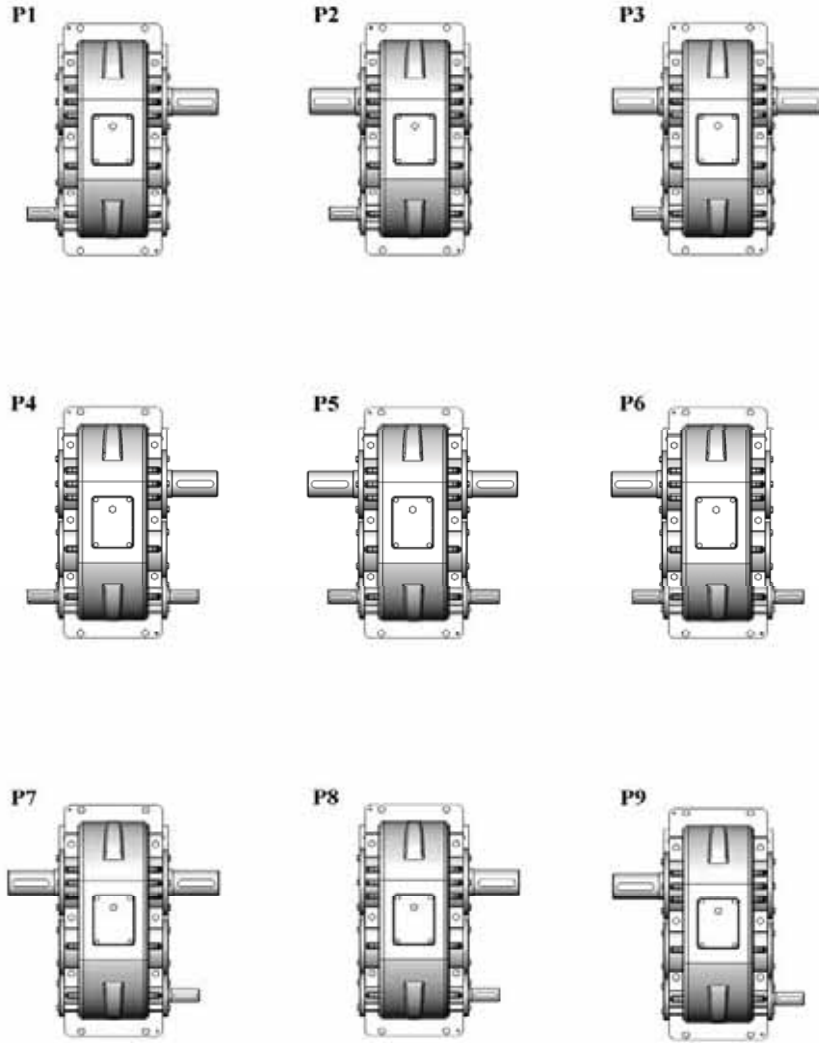


Bağlantı Pozisyonları için Yağ Miktarları (litre)

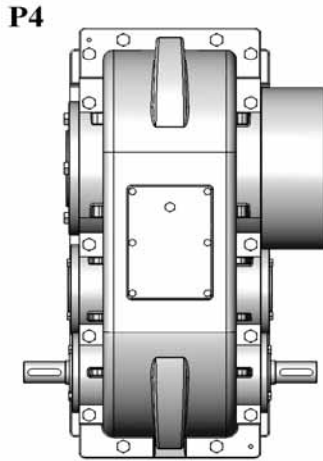
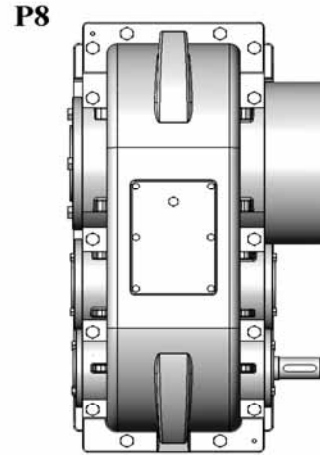
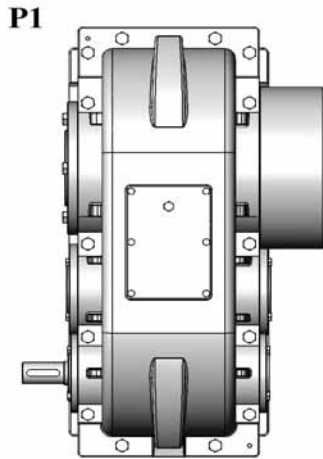
Oil Quantities for Mounting Positions (liter)

Ölmengen Tabellen für Bauformen (liter)


TİP Type Typ	Bağlantı Pozisyonları için Yağ Miktarları (litre) Oil Quantities for Mounting Positions (liter) Ölmengen Tabellen für Bauformen (liter)			
	P1	P2	P3	P4
4DSM 480			25	
4DSM 615			35	
4DSM 750			45	

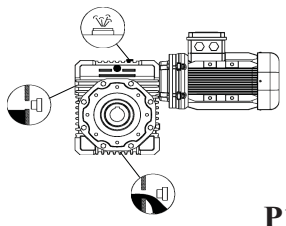
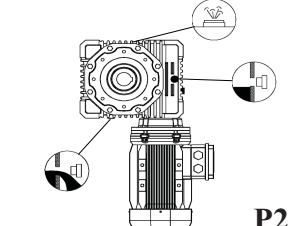
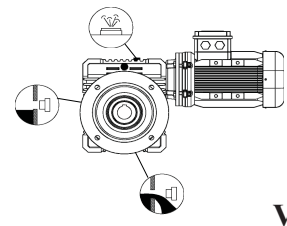
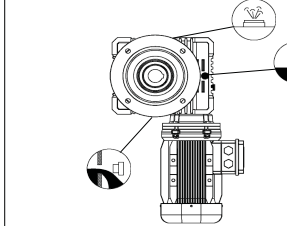
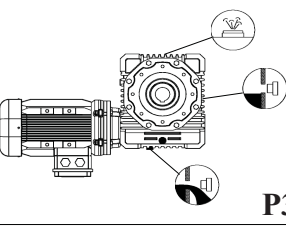
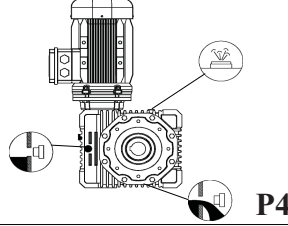
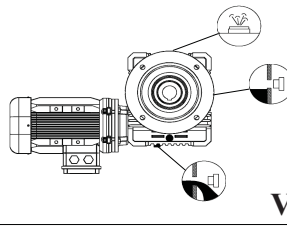
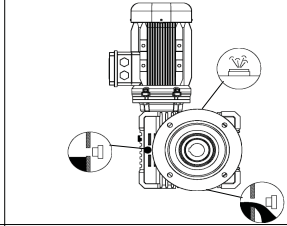
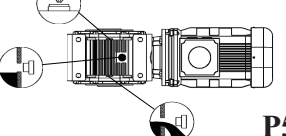
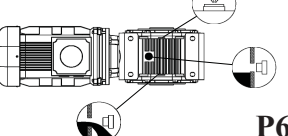
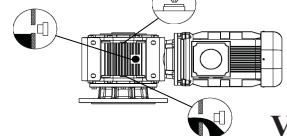
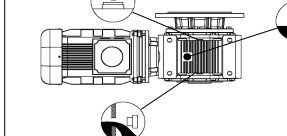





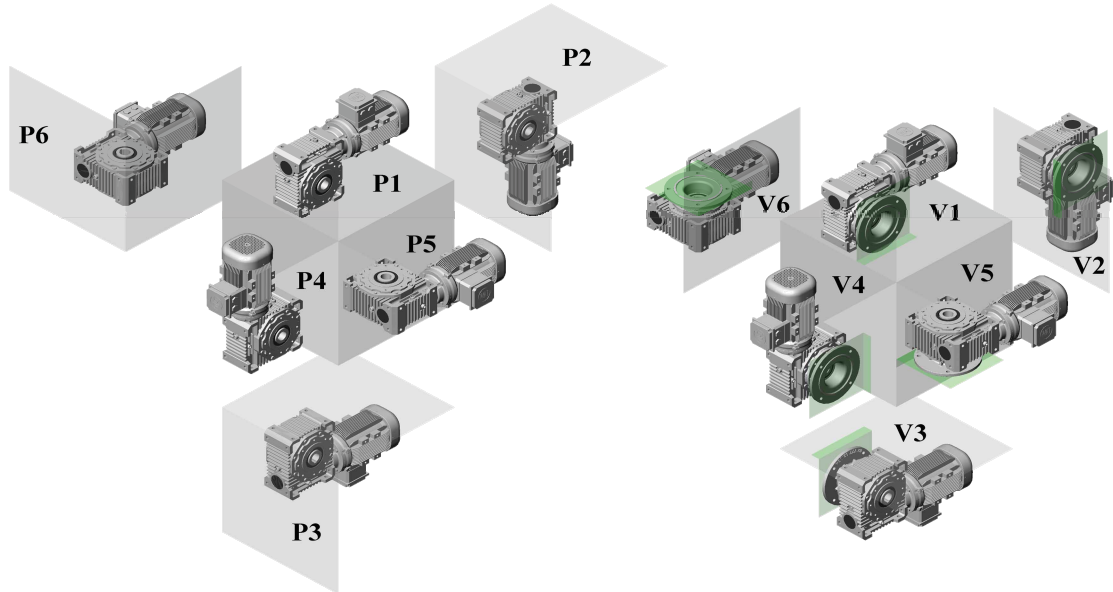
TİP Type Typ	Bağlantı Pozisyonları için Yağ Miktarları (litre) Oil Quantities for Mounting Positions (liter) Ölmengen Tabellen für Bauformen (liter)								
	P1	P2	P3	P4	P5	P6	P7	P8	P9
A 200					10				
2A 200					10				
2A 180					4				
2A 225					7				
2A 275					10				
2A 350					18				
2A 430					25				
2A 500					32				
3A 430					25				
3A 500					32				
3A 750					65				
4A 750					65				



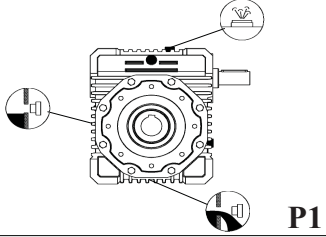
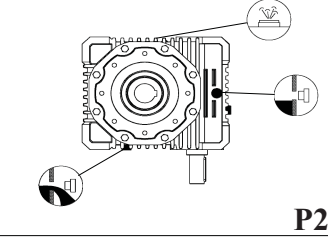
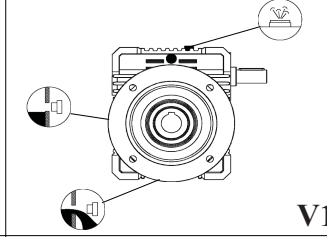
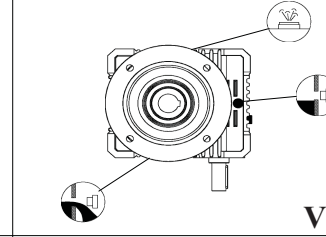
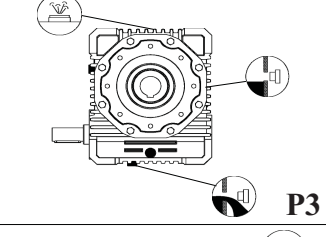
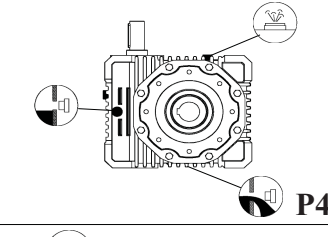
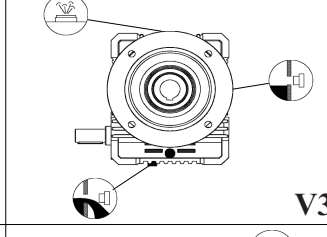
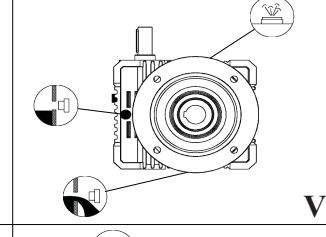
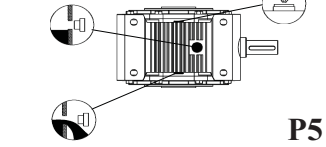
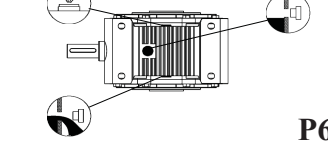
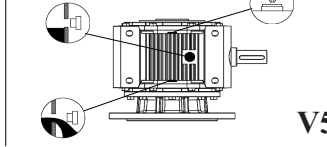
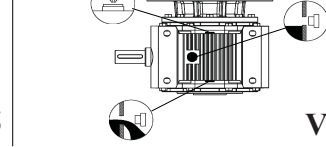



TİP Type Typ	Bağlantı Pozisyonları için Yağ Miktarları (litre) Oil Quantities for Mounting Positions (liter) Ölmengen Tabellen für Bauformen (liter)		
	P1	P4	P8
2AE 225		7	
2AE 275		10	
2AE 350		18	
2AE 430		25	
2AE 500		32	
3AE 430		25	
3AE 500		32	
3AE 750		65	

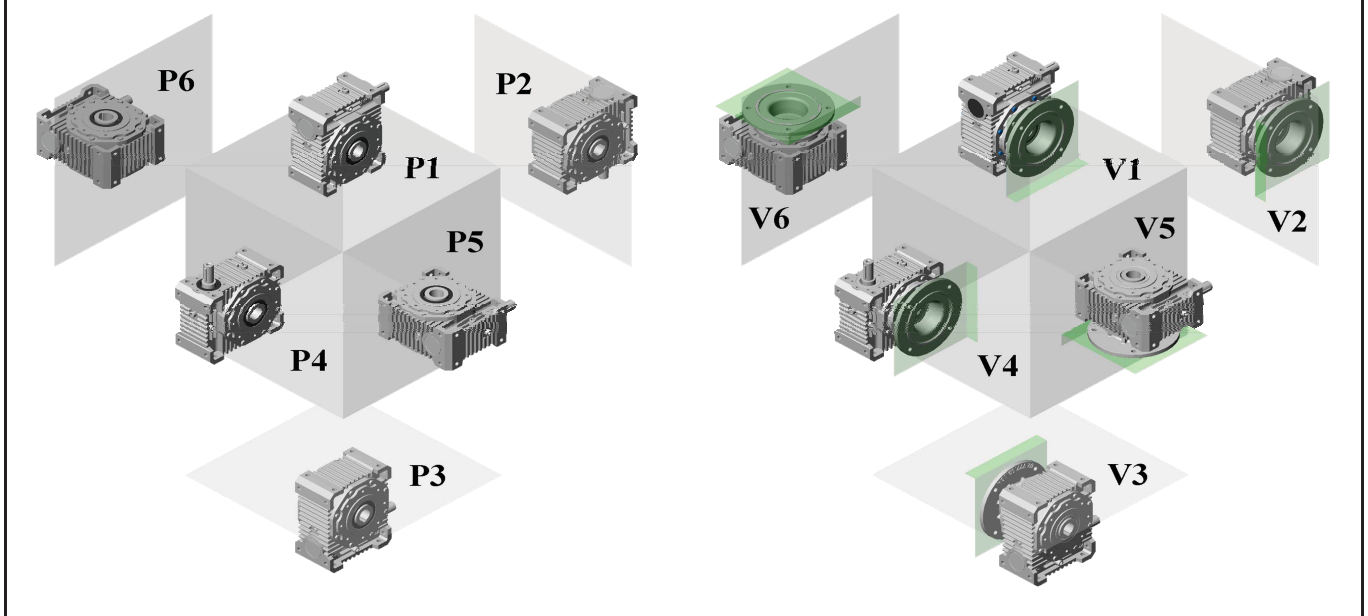


			
P1	P2	V1	V2
			
P3	P4	V3	V4
			
P5	P6	V5	V6
 Yağ Doldurma Vent Plug Entlüftung	 Yağ Seviye Tespit Oil Level Ölstand	 Yağ Boşaltma Drain Plug Ötblab	

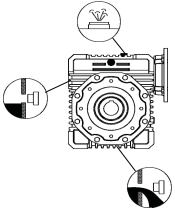
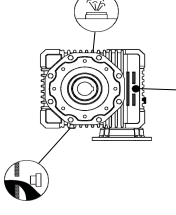
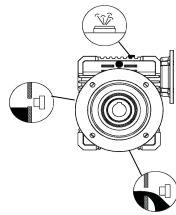
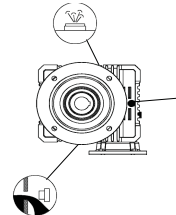
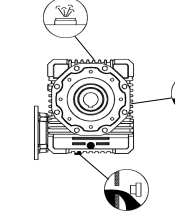
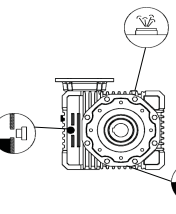
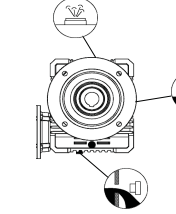
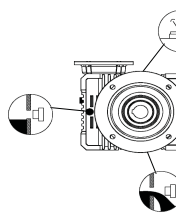
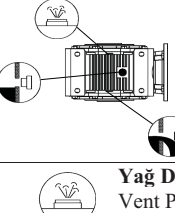
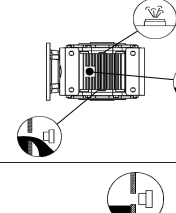
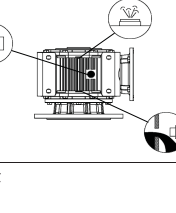
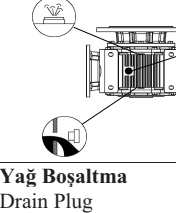





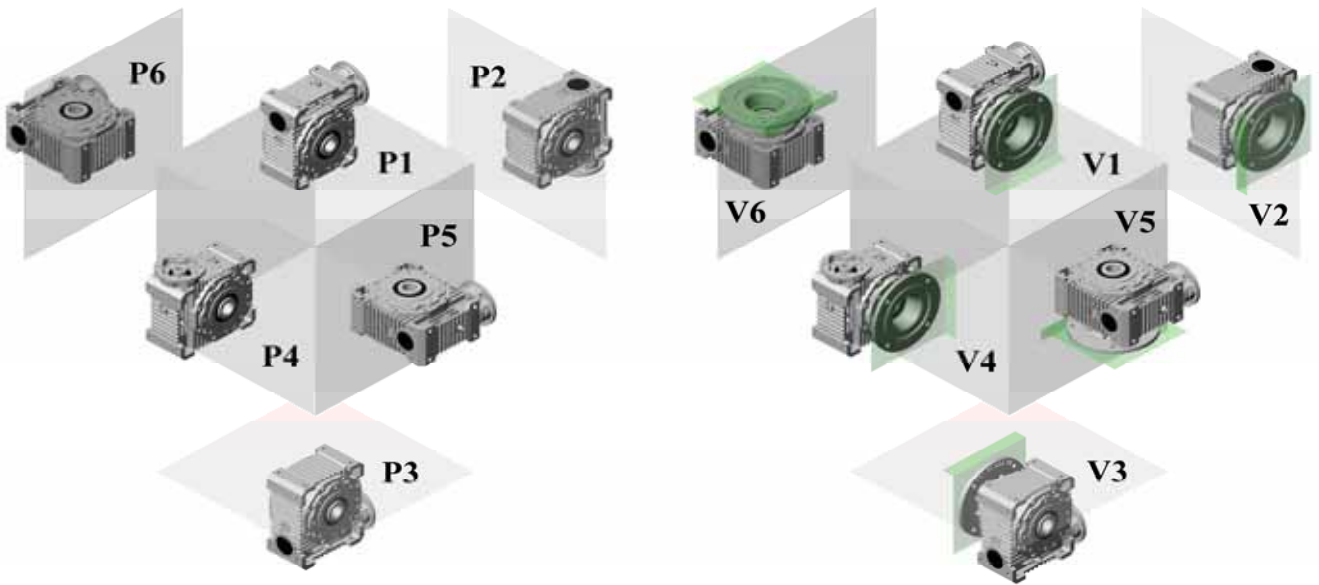
TİP Type Typ	Bağlantı Pozisyonları için Yağ Miktarları (litre) Oil Quantities for Mounting Positions (liter) Ölmengen Tabellen für Bauformen (liter)											
	P1	V1	P5	P6	V5	V6	P3	V3	P4	P2	V4	V2
İRS_M 52	0,6			0,65			0,3				0,5	
İRS_M 65	1,25			1,35			0,75				1	
İRS_M 82	2,25			2,35			1				2	
İRS_M 102	2,3			2,5			1,5				2	
İRS_M 127	4,5			4,75			3				4	
İRS_M 162	12			12,5			8				10	
İRS_M 201	18			24			23				21	
İRS_M 250	31			40			38				35	

 P1	 P2	 V1	 V2
 P3	 P4	 V3	 V4
 P5	 P6	 V5	 V6
 Yağ Doldurma Vent Plug Entlüftung	 Yağ Seviye Tespit Oil Level Ölstand	 Yağ Boşaltma Drain Plug Ötblab	




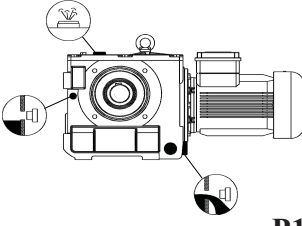
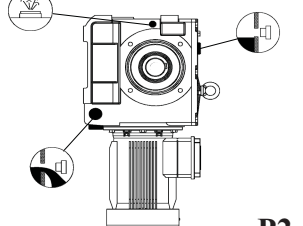
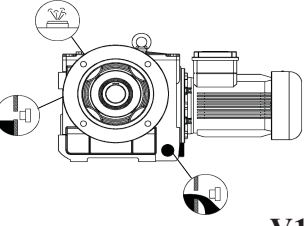
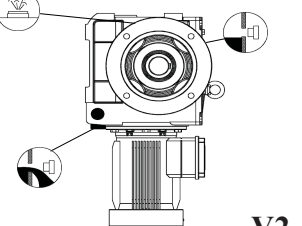
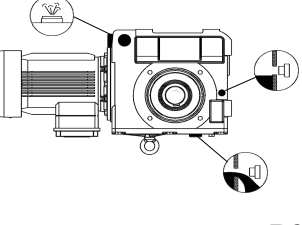
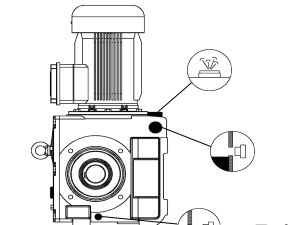
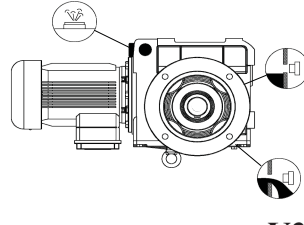
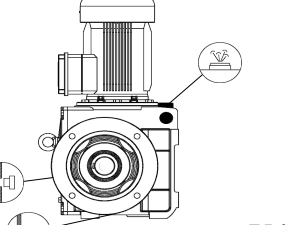
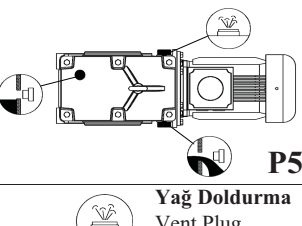
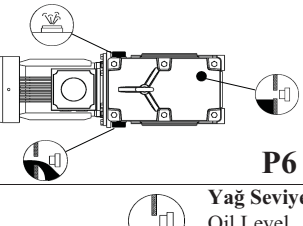
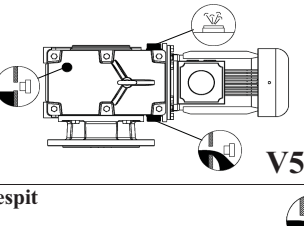
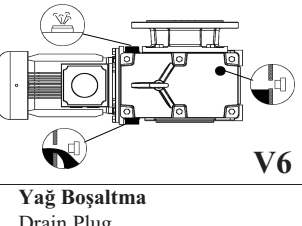



TİP Type Typ	Bağlantı Pozisyonları için Yağ Miktarları (litre) Oil Quantities for Mounting Positions (liter) Ölmengen Tabellen für Bauformen (liter)											
	P1	V1	P5	P6	V5	V6	P3	V3	P4	P2	V4	V2
İRS_52	0,6			0,65			0,3				0,5	
İRS_65	1,25			1,35			0,75				1	
İRS_82	2,25			2,35			1				2	
İRS_102	2,3			2,5			1,5				2	
İRS_127	4,5			4,75			3				4	
İRS_162	12			12,5			8				10	
İRS_201	18			24			23				21	
İRS_250	31			40			38				35	

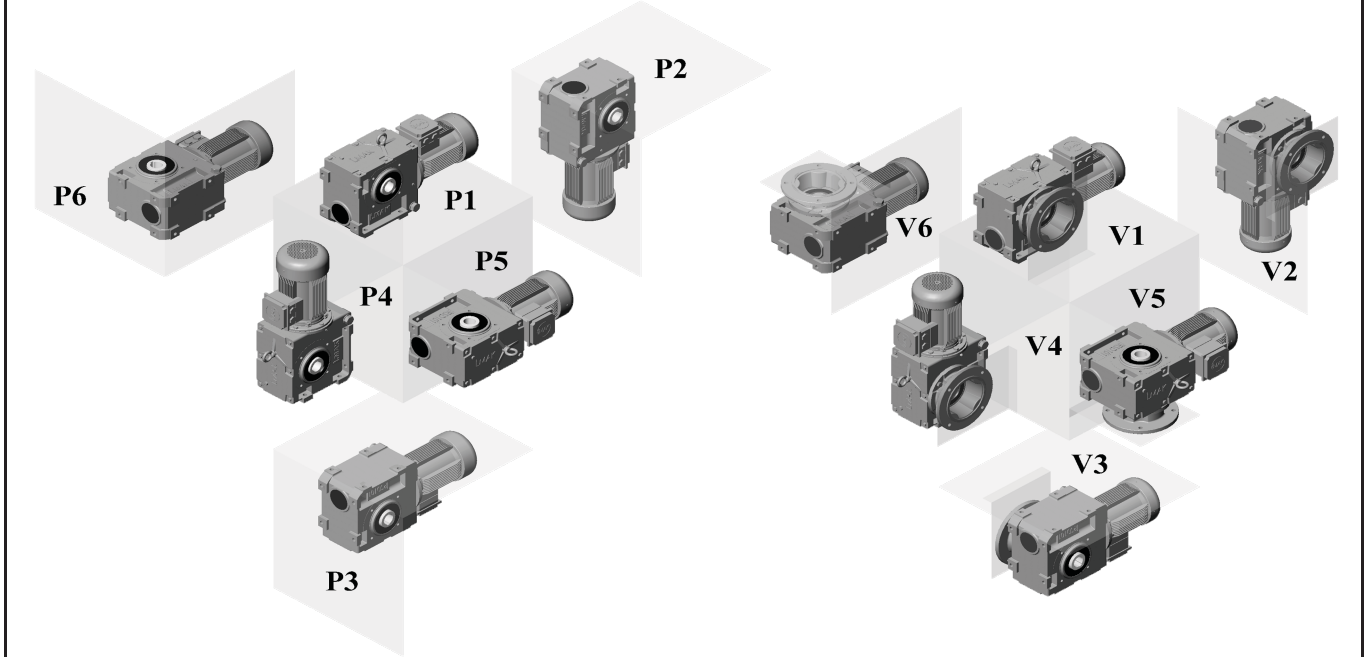
			
P1	P2	V1	V2
			
P3	P4	V3	V4
			
P5	P6	V5	V6
 Yağ Doldurma Vent Plug Entlüftung	 Yağ Seviye Tespit Oil Level Ölstand	 Yağ Boşaltma Drain Plug Ötblab	



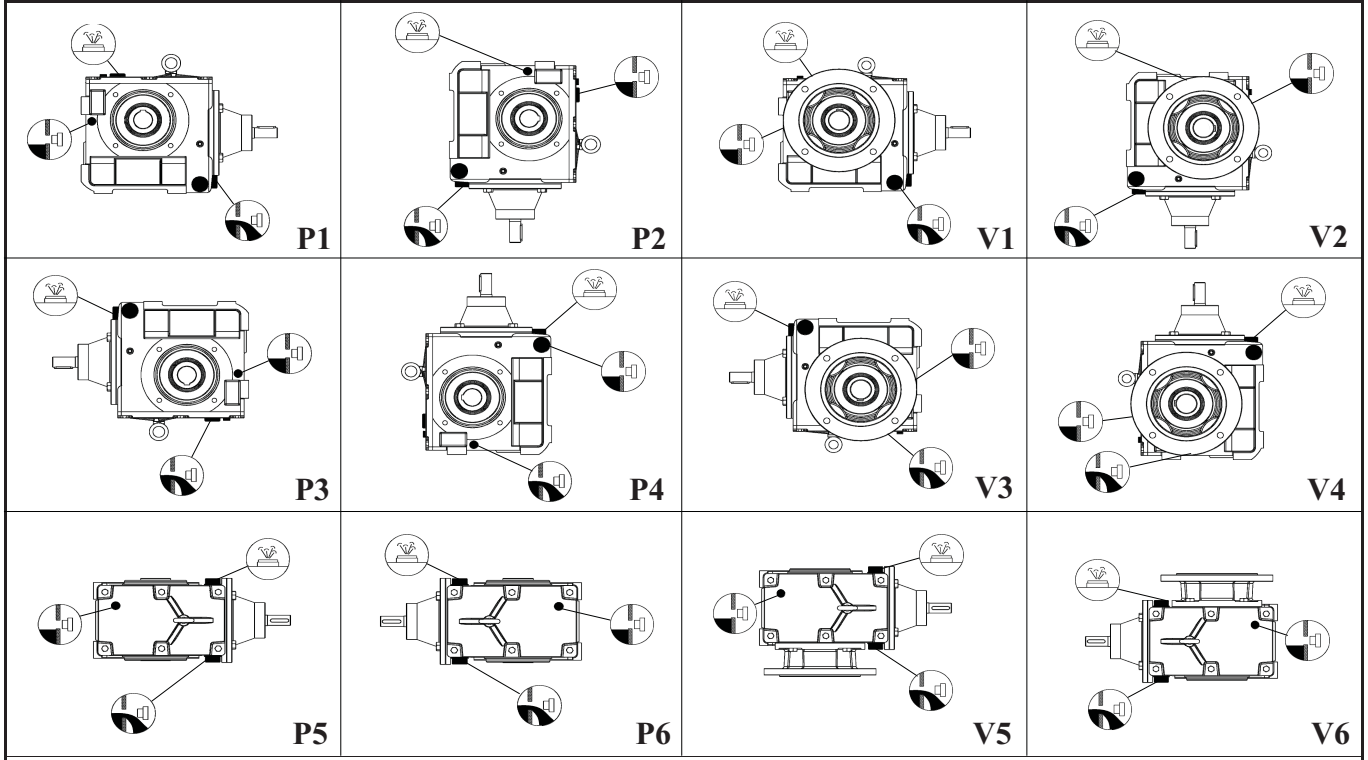
TİP Type Typ	Bağlantı Pozisyonları için Yağ Miktarları (litre) Oil Quantities for Mounting Positions (liter) Ölmengen Tabellen für Bauformen (liter)											
	P1	V1	P5	P6	V5	V6	P3	V3	P4	P2	V4	V2
İRS_P 52	0,6			0,65			0,3				0,5	
İRS_P 65	1,25			1,35			0,75				1	
İRS_P 82	2,25			2,35			1				2	
İRS_P 102	2,3			2,5			1,5				2	
İRS_P 127	4,5			4,75			3				4	
İRS_P 162	12			12,5			8				10	




			
P1	P2	V1	V2
			
P3	P4	V3	V4
			
P5	P6	V5	V6
 Yağ Doldurma Vent Plug Entlüftung	 Yağ Seviye Tespit Oil Level Ölstand	 Yağ Boşaltma Drain Plug Ötblab	





TİP Type Typ	Bağlantı Pozisyonları için Yağ Miktarları (litre) Oil Quantities for Mounting Positions (liter) Ölmengen Tabellen für Bauformen (liter)											
	P1	V1	P5	P6	V5	V6	P3	V3	P4	P2	V4	V2
İRSD_M 64	2			1,8			2				1,5	
İRSD_M 81	3			2,5			3				2	
İRSD_M 101	5			4			5				4	
İRSD_M 126	13			12			13				12	
İRSD_M 161	17			16			17				16	




 **Yağ Doldurma**
Vent Plug
Entlüftung

 **Yağ Seviye Tespit**
Oil Level
Ölstand


 **Yağ Boşaltma**
Drain Plug
Ölablab



TİP Type Typ	Bağlantı Pozisyonları için Yağ Miktarları (litre) Oil Quantities for Mounting Positions (liter) Ölmengen Tabellen für Bauformen (liter)											
	P1	V1	P5	P6	V5	V6	P3	V3	P4	P2	V4	V2
İRSD_64	2			1,8			2				1,5	
İRSD_81	3			2,5			3				2	
İRSD_101	5			4			5				4	
İRSD_126	13			12			13				12	
İRSD_161	17			16			17				16	



İRAM ...



İRAFMM ...



İRAM ... - ...



İRFM ...



İRFM ... - ...



İRAM ... - ...



P ₁	n ₂	i	S _f	M ₂	F _{Q1/2}				
GÜÇ	Çıkış Devri	Tahvil	Servis Faktörü	Çıkış Momenti	Rad. Yük	Tip			
Power	Output Speeds	Ratio	Service Factor	Output Torque	Over Loads	Type			
Leistung	Abtriebswelle Drehzahlen	Übersetzung	Betriebsfaktor	Abtriebswelle Drehmomente	Querkräfte	Typ			
[kW] Hp	[r.p.m]			[Nm]	[N]			kg	
0,12 0,16	0,28	5008	0,84	3737	26000	İRAM İRFM	93 İR 63 / 63 M 4a	169	180
	0,30	4673	0,90	3488	26000				
	0,31	4545	0,92	3375	26000				
	0,33	4241	0,99	3171	26000				
	0,34	4138	1,01	3077	26000				
	0,36	3861	1,09	2906	26000				
	0,37	3778	1,11	2828	26000				
	0,40	3525	1,19	2616	26000				
	0,41	3456	1,21	2552	26000				
	0,44	3168	1,32	2378	26000				
	0,47	2992	1,12	2260	26000				
	0,50	2792	1,20	2125	26000				
	0,53	2636	1,27	2004	26000				
	0,57	2460	1,36	1864	26000				
0,60 0,64 0,67 0,72 0,74 0,80 0,88 0,99 1,10 1,20 1,30	0,60	2343	1,43	1771	26000	İRAM İRFM	92 İR 63 / 63 M 4a	169	175
	0,64	2186	1,53	1660	26000				
	0,67	2096	1,59	1586	26000				
	0,72	1956	1,71	1475	26000				
	0,74	1886	1,77	1436	26000				
	0,80	1760	1,90	1328	26000				
	0,88	1592	2,10	1207	26000				
	0,99	1409	2,40	1073	26000				
	1,10	1315	2,50	966	26000				
	1,20	1201	2,80	885	26000				
	1,30	1098	3,80	817	26000				
	0,47	2930	0,90	2226	18000				
	0,52	2659	0,99	2012	18000				
	0,63	2205	1,12	1661	18000				
0,70	2013	1,22	1495	18000					
0,76	1840	1,34	1377	18000					
0,79 0,88 1,0 1,1 1,2 1,3 1,4 1,6 1,7 2,1 2,3	0,79	1779	1,43	1345	18000	İRAM İRFM	82 İR 63 / 63 M 4a	167	86
	0,88	1580	1,61	1207	18000				
	1,0	1418	1,69	1084	18000				
	1,1	1278	1,88	966	18000				
	1,2	1157	2,00	885	18000				
	1,3	1050	2,20	817	18000				
	1,4	984	2,00	759	18000				
	1,6	887	2,40	664	18000				
	1,7	803	2,60	625	18000				
	2,1	663	3,00	506	18000				
	2,3	604	3,20	462	18000				
	1	1375	0,94	1062	12100				
	1,1	1223	1,05	966	12100				
	1,2	1095	1,18	885	12100				
1,3	1079	1,19	817	12100					
1,4 1,5 1,7 1,8 1,9 2 2,2	1,4	966	1,33	759	12100	İRAM İRFM	73 İR 52 / 63 M 4a	165	49
	1,5	894	1,44	708	12100				
	1,7	801	1,44	625	12100				
	1,8	789	1,44	590	12100				
	1,9	702	1,84	559	12100				
	2	697	1,85	531	12100				
	2,2	627	2,00	483	12100				



P ₁	n ₂	i	S _f	M ₂	F _{Q1/2}				
GÜÇ	Çıkış Devri	Tahvil	Servis Faktörü	Çıkış Momenti	Rad. Yük	Tip			
Power	Output Speeds	Ratio	Service Factor	Output Torque	Over Loads	Type			
Leistung	Abtriebswelle Drehzahlen	Übersetzung	Betriebsfaktor	Abtriebswelle Drehmomente	Querkräfte	Typ			
[kW] Hp	[r.p.m]			[Nm]	[N]			kg	
0,12 0,16	2,4	563	2,30	443	12100	İRAM İRFM	73 İR 52 / 63 M 4a	165	49
	2,5	553	2,30	425	12100				
	2,6	535	2,30	409	12100				
	3	469	2,60	354	12100				
	3,3	419	2,90	322	12100				
	3,4	414	2,90	312	12100				
	3,7	376	3,20	287	12100				
	3,8	370	3,30	280	12100				
	1,5	921	0,78	708	10100	İRAM İRFM	721 İR 53 / 63 M 4a	163	49
	1,7	824	0,87	625	10100				
	1,9	742	0,97	559	10100				
	2,1	675	1,07	506	10100				
	2,3	604	1,56	462	10100				
	2,6	533	1,77	409	10100				
	2,8	491	1,88	379	10100				
	2,9	480	1,95	366	10100				
	3,3	423	2,20	332	10100				
	3,6	390	2,30	295	10100				
	4,0	344	2,60	266	10100				
4,5	306	3,00	236	10100					
	1,7	836	0,86	625	10100	İRAM İRFM	731 İR 52 / 63 M 4a	163	50
	1,9	749	0,96	559	10100				
	2,0	674	1,06	531	10100				
	2,3	600	1,56	462	10100				
	2,6	530	1,77	409	10100				
	3,0	468	2,00	354	10100				
	3,4	416	2,20	313	10100				
	3,7	372	2,50	287	10100				
	4,2	333	2,80	253	10100				
	4,6	300	2,90	231	10100				
	1,8	777	0,84	590	7300	İRAM İRFM	63 İR 52 / 63 M 4a	161	25
	2,0	704	0,93	531	7300				
	2,3	622	1,04	462	7300				
	2,5	566	1,15	425	7300				
	2,9	475	1,37	366	7300				
	3,1	449	1,45	343	7300				
	3,5	397	1,64	304	7300				
	3,7	379	1,72	287	7300				
	4,3	323	2,00	247	7300				
	4,9	286	2,20	217	7300				
	5,1	273	2,40	208	7300				
5,8	242	2,60	183	7300					
6,5	215	3,00	163	7300					
	6	231	2,30	180	7300	İRAM İRFM	62 İR 52 / 63 M 4a	161	26
	6,9	203	2,60	156	7300				
	7,6	184	2,70	142	7300				
	8,6	162	3,00	125	7300				
	9,5	148	3,30	114	7300				
	11	134	3,60	103	7300				
	3,7	377	0,75	287	4250	İRAM İRFM	53 İR 42 / 63 M 4a	159	24
	4,2	333	0,84	253	4250				
	4,6	303	0,93	231	4250				





P ₁	n ₂	i	S _f	M ₂	F _{Q1/2}				
GÜÇ	Çıkış Devri	Tahvil	Servis Faktörü	Çıkış Momenti	Rad. Yük	Tip			
Power	Output Speeds	Ratio	Service Factor	Output Torque	Over Loads	Type			
Leistung	Abtriebswelle Drehzahlen	Übersetzung	Betriebsfaktor	Abtriebswelle Drehmomente	Querkräfte	Typ			
[kW] Hp	[r.p.m.]			[Nm]	[N]			kg	
0,12 0,16	5,2	268	1,05	204	4250	İRAM İRFM	53 İR 42 / 63 M 4a	159	24
	5,9	237	1,19	180	4250				
	6,5	216	1,30	163	4250				
	7,3	192	1,47	146	4250				
	7,5	188	1,49	142	4250				
	8,3	168	1,67	128	4250				
	9,2	152	1,85	115	4250				
	10	136	1,99	106	4250				
	11	123	2,30	97	4250				
	13	111	2,50	82	4250				
	14	100	2,80	76	4250				
	13	105,66	2,30	84	5350				
	16	88,98	2,77	68	5150				
	18	77,16	3,10	61	5150				
21	67,60	3,30	52	5150					
	17	81,366	1,27	64	2270	İRAM İRFM İRAFM	53 / 63 M 4a	128	15
	20	70,053	1,48	55	2270				
	23	60,896	1,70	48	2270				
	26	53,331	1,94	42	2270				
	30	46,977	2,20	37	2270				
	33	41,849	2,50	33	2270				
	38	36,378	2,90	29	2120				
	44	31,859	3,20	25	2120				
	50	28,063	3,70	22	2000				
	53	26,193	4,00	21	2000				
	56	24,829	4,20	20	2000				
	62	22,615	4,40	18	1940				
	66	21,108	4,80	17	1940				
	70	20,009	5,20	16	1940				
	75	18,593	5,50	15	1940				
	79	17,763	5,80	14	1900				
	85	16,450	6,20	13	1900				
	89	15,806	6,40	12	1850				
	96	14,604	7,10	11	1850				
	99	14,087	7,50	11	1850				
108	12,995	7,90	10	1750					
121	11,581	8,90	9	1700					
	125	11,242	5,40	9	1650	İRAM İRFM İRAFM	43 / 63 M 4a	125	14
	142	9,845	6,00	8	1600				
	161	8,672	6,80	7	1500				
	182	7,673	7,90	6	1450				
	204	6,872	11,4	5	1450				
	230	6,080	12,8	5	1450				
	253	5,538	13,7	4	1360				
	259	5,398	14,2	4	1300				
	286	4,900	15,1	4	1250				
	291	4,803	16,0	4	1200				
	322	4,350	16,9	3	1100				
	327	4,280	17,8	3	1100				
	362	3,780	19,2	3	1100				
	406	3,449	21,5	3	1080				
	125	11,242	5,40	9	1650	İRAM İRFM İRAFM	42 / 63 M 4a	125	14
	142	9,845	6,00	8	1600				
	161	8,672	6,80	7	1500				
	182	7,673	7,90	6	1450				
	204	6,872	11,4	5	1450				
	230	6,080	12,8	5	1450				
	253	5,538	13,7	4	1360				
	259	5,398	14,2	4	1300				
	286	4,900	15,1	4	1250				
	291	4,803	16,0	4	1200				
	322	4,350	16,9	3	1100				
	327	4,280	17,8	3	1100				
	362	3,780	19,2	3	1100				
	406	3,449	21,5	3	1080				



P ₁	n ₂	i	S _f	M ₂	F _{Q1/2}							
GÜÇ	Çıkış Devri	Tahvil	Servis Faktörü	Çıkış Momenti	Rad. Yük	Tip						
Power	Output Speeds	Ratio	Service Factor	Output Torque	Over Loads	Type						
Leistung	Abtriebswelle Drehzahlen	Übersetzung	Betriebsfaktor	Abtriebswelle Drehmomente	Querkräfte	Typ						
[kW] Hp	[r.p.m]			[Nm]	[N]			kg				
0,18 0,25	0,11	6466,41	0,77	14268	73000	İRAM İRFM	151 İR 63 / 80 M 8a	179	494			
	0,16	4256,64	1,20	9809	73000							
	0,19	3660,46	1,50	8260	73000							
	0,24	2858,32	1,80	6539	73000							
	0,33	2144,03	2,27	4756	73000							
	0,34	2076,56	2,50	4616	73000							
	0,54	1298,44	4,20	2906	73000							
	0,19	3738,70	0,95	8260	55000							
	0,22	3215,06	1,21	7134	55000							
	0,29	2450,37	1,50	5412	55000							
	0,41	1695,84	2,00	3828	55000							
	0,48	1465,98	2,35	3270	55000							
	0,57	1224,23	2,70	2753	55000							
	0,28	2539,97	0,78	5607	44000					İRAM İRFM	120 İR 63 / 80 M 8a	173
0,32	2169,45	0,91	4906	44000								
0,43	1631,60	1,13	3651	44000								
0,55	1282,81	1,39	2855	44000								
0,61	1148,60	1,65	2574	44000								
0,69	1010,65	1,88	2275	44000								
0,84	829,95	2,23	1869	44000								
0,85	824,67	2,47	1847	44000								
1,22	576,02	3,15	1287	44000								
1,00	698,55	2,73	1594	44000								
0,53	2636	0,85	3007	26000	İRAM İRFM	92 İR 63 / 63 M 4b	169	175				
0,57	2460	0,91	2796	26000								
0,60	2343	0,95	2656	26000								
0,64	2186	1,02	2490	26000								
0,67	2096	1,06	2378	26000								
0,72	1956	1,14	2213	26000								
0,74	1886	1,18	2153	26000								
0,80	1760	1,27	1992	26000								
0,88	1592	1,40	1811	26000								
0,99	1409	1,60	1610	26000								
1,1	1315	1,67	1449	26000								
1,2	1201	1,86	1328	26000								
1,3	1098	2,50	1226	26000								
1,4	993	2,70	1138	26000								
0,79	1779	0,95	2018	18100	İRAM İRFM	82 İR 63 / 63 M 4b	167	86				
0,88	1580	1,07	1811	18100								
1,0	1418	1,12	1626	18100								
1,1	1278	1,25	1449	18000								
1,2	1157	1,33	1328	18000								
1,3	1050	1,46	1226	18000								
1,4	984	1,33	1138	18000								
1,6	887	1,60	996	18000								
1,7	803	1,73	937	18000								
2,1	663	2,00	759	18000								
2,3	604	2,10	693	18000								





P ₁	n ₂	i	S _f	M ₂	F _{Q1/2}	Tip			
GÜÇ	Çıkış Devri	Tahvil	Servis Faktörü	Çıkış Momenti	Rad. Yük	Type			
Power	Output Speeds	Ratio	Service Factor	Output Torque	Over Loads	Typ			
Leistung	Abtriebswelle Drehzahlen	Übersetzung	Betriebsfaktor	Abtriebswelle Drehmomente	Querkräfte				
[kW] Hp	[r.p.m]			[Nm]	[N]			kg	
0,18 0,25	1,2	1095	0,79	1328	12100				
	1,3	1079	0,79	1226	12100				
	1,4	966	0,89	1138	12100				
	1,5	894	0,96	1062	12100				
	1,7	801	0,96	937	12100				
	1,8	789	0,96	885	12100				
	1,9	702	1,23	839	12100				
	2,0	697	1,23	797	12100				
	2,2	627	1,33	724	12100				
	2,4	563	1,53	665	12100				
	2,5	553	1,53	637	12100	İRAM İRFM	73 İR 52 / 63 M 4b	165	49
	2,6	535	1,53	613	12100			166	50
		3,0	469	1,73	531	12100			
		3,3	419	1,93	483	12100			
		3,4	414	1,93	469	12100			
		3,7	376	2,10	431	12100			
		3,8	370	2,20	419	12100			
		4,2	332	2,40	379	12100			
		5,0	276	2,60	319	12100			
		5,1	270	2,70	312	12100			
	5,6	250	2,90	285	12100				
	5,7	244	2,90	280	12100				
	2,3	604	1,04	693	10100				
	2,6	533	1,18	613	10100				
	2,8	491	1,25	569	10100				
	2,9	480	1,30	550	10100	İRAM İRFM	721 İR 53 / 63 M 4b	163	49
	3,3	423	1,46	483	10100			164	47
	3,6	390	1,53	443	10100				
	4,0	344	1,73	398	10100				
	4,5	306	2,00	354	10100				
	2,3	600	1,04	693	10100				
	2,6	530	1,18	613	10100				
	3,0	468	1,33	531	10100	İRAM İRFM	731 İR 52 / 63 M 4b	163	50
	3,4	416	1,46	469	10100			164	48
	3,7	372	1,67	431	10100				
	4,2	333	1,86	379	10100				
	4,6	300	1,94	346	10100				
	2,9	475	0,91	549	7300				
	3,1	449	0,97	514	7300				
	3,5	397	1,09	455	7300				
	3,7	379	1,15	431	7300				
	4,3	323	1,33	371	7300	İRAM İRFM	63 İR 52 / 63 M 4b	161	25
	4,9	286	1,47	325	7300			162	26
	5,1	273	1,60	312	7300				
	5,8	242	1,73	275	7300				
	6,5	215	2,00	245	7300				
	7,3	191	2,30	218	7300				
	6	231	1,53	270	7300				
	6,9	203	1,73	234	7300	İRAM İRFM	62 İR 52 / 63 M 4b	161	26
	7,6	184	1,80	213	7300			162	27
	8,6	162	2,00	188	7300				





P ₁	n ₂	i	S _f	M ₂	F _{Q1/2}	Tip							
GÜÇ	Çıkış Devri	Tahvil	Servis Faktörü	Çıkış Momenti	Rad. Yük	Type							
Power	Output Speeds	Ratio	Service Factor	Output Torque	Over Loads	Typ							
Leistung	Abtriebswelle Drehzahlen	Übersetzung	Betriebsfaktor	Abtriebswelle Drehmomente	Querkräfte								
[kW] Hp	[r.p.m]			[Nm]	[N]			kg					
0,18 0,25	9,5	148	2,20	170	7300	İRAM İRFM	62 İR 52 / 63 M 4b	161	26				
	11	134	2,40	154	7300			162	27				
	5,9	237	0,79	270	4250	İRAM İRFM	53 İR 42 / 63 M 4b	159	25				
	6,5	216	0,87	245	4250								
	7,3	192	0,98	218	4250								
	7,5	188	0,99	213	4250								
	8,3	168	1,11	192	4250								
	9,2	152	1,23	173	4250								
	10	136	1,33	159	4250								
	11	123	1,53	145	4250								
13	111	1,67	123	4250									
14	100	1,87	114	4250									
6	154,46	3,10	274	12100	İRAM İRFM İRAFM	73 / 71 M 6a	140	37					
							141	40					
							142	43					
4,6	152,090	1,46	357	10100	İRAM İRFM İRAFM	731 / 80 M 8a	137	41					
							138	44					
5,2	134,933	1,65	316	10100			139	47					
5,9	152,090	1,88	278	10100	İRAM İRFM İRAFM	731 / 71 M 6a	137	37					
							6,6	134,933	2,10	249	10100	138	40
							7,7	116,652	2,50	213	10100	139	43
							8,9	100,847	2,80	185	10100		
7	127,94	1,80	235	7300	İRAM İRFM İRAFM	63 / 71 M 6a	134	20					
							7,5	119,40	1,90	219	7300	135	20
							9,5	96,27	2,30	177	7300	136	22
							10	87,81	2,60	164	7300		
7	127,94	1,80	235	7300	İRAM İRFM İRAFM	631 / 71 M 6a	131	20					
							7,5	119,40	1,90	219	7300	132	20
							9,5	96,27	2,30	177	7300	133	22
							10	87,81	2,60	164	7300		
11	127,94	2,70	149	7300	İRAM İRFM İRAFM	63 / 63 M 4b	134	19					
							12	119,40	2,90	140	7300	135	19
							15	96,27	3,60	113	7300	136	21
11	127,94	2,70	149	7300	İRAM İRFM İRAFM	631 / 63 M 4b	131	19					
							12	119,40	2,90	140	7300	132	19
							15	96,27	3,60	113	7300	133	21
8,5	105,66	0,99	193	5000	İRAM İRFM İRAFM	53 / 71 M 6a	128	16					
							10	88,98	1,18	164	5000	129	16
							12	77,16	1,33	140	5000	130	18
13	105,66	1,53	126	5000	İRAM İRFM İRAFM	53 / 63 M 4b	128	15					
							16	88,98	1,85	103	4900	129	15
							18	77,16	2,07	91	4900	130	17
							21	67,60	2,20	78	4750		
							26	54,81	2,80	63	4750		
							29	48,41	3,40	57	4750		
17	53,331	0,83	97	2270	İRAM İRFM İRAFM	43 / 71 M 6a	125	15					
							19	46,977	0,95	86	2270	126	16
							127	16					



P ₁	n ₂	i	S _f	M ₂	F _{Q1/2}				
GÜÇ	Çıkış Devri	Tahvil	Servis Faktörü	Çıkış Momenti	Rad. Yük	Tip			
Power	Output Speeds	Ratio	Service Factor	Output Torque	Over Loads	Type			
Leistung	Abtriebswelle Drehzahlen	Übersetzung	Betriebsfaktor	Abtriebswelle Drehmomente	Querkräfte	 			
[kW] Hp	[r.p.m]			[Nm]	[N]	kg			
0,18 0,25	17	81,366	0,85	97	2250				
	20	70,053	0,99	82	2250				
	23	60,896	1,13	71	2220				
	26	53,331	1,29	63	2220				
	30	46,977	1,47	55	2220				
	33	41,849	1,67	50	2090				
	38	36,378	1,93	43	2090				
	44	31,859	2,10	37	2000				
	50	28,063	2,50	33	2000				
	53	26,193	2,70	31	1960	İRAM İRFM 43 / 63 M 4b İRAFM	125	14	
	56	24,829	2,80	29	1900		126	15	
	62	22,615	2,90	26	1900		127	15	
		66	21,108	3,20	25	1900			
		70	20,009	3,50	23	1900			
		75	18,593	3,70	22	1900			
		79	17,763	3,90	21	1860			
		85	16,450	4,20	19	1860			
		89	15,806	4,30	18	1800			
		96	14,604	4,70	17	1800			
		99	14,087	5,00	17	1800			
	108	12,995	5,30	15	1720				
	121	11,581	6,00	14	1700				
	125	11,242	3,60	13	1610				
	142	9,845	4,00	12	1550				
	161	8,672	4,60	10	1460				
	182	7,673	5,30	9	1400				
	204	6,872	7,60	8	1400				
	230	6,080	8,50	7	1400	İRAM İRFM 42 / 63 M 4b İRAFM	125	14	
	253	5,538	9,10	7	1320		126	15	
	259	5,398	9,50	6	1250		127	15	
	286	4,900	10,00	6	1200				
	291	4,803	10,70	6	1150				
	322	4,350	11,30	5	1060				
	327	4,280	11,90	5	1060				
	362	3,780	12,80	5	1050				
	406	3,449	14,30	4	1020				
0,25 0,34	0,15	4766,77	0,76	14532	73000	İRAM İRFM	151 İR 63 / 80 M 8b	179	495
	0,19	3660,46	1,07	11473	73000				
	0,33	2144,03	1,6	6605	73000				
	0,40	1743,35	1,97	5449	73000				
	0,58	1205,72	3,10	3758	73000				
	0,21	3366,82	0,75	10380	55000	İRAM İRFM	136 İR 63 / 80 M 8b	176	356
	0,37	1868,77	1,28	5893	55000				
	0,53	1325,80	1,73	4113	55000				
	0,69	1020,01	2,41	3159	55000				
	0,79	881,76	2,83	2759	55000				
	0,99	709,86	3,55	2236	55000	İRAM İRFM	136 İR 62 / 80 M 8b	176	355
								176	342
	0,36	1928	0,79	6057	44000	İRAM İRFM	120 İR 63 / 80 M 8b	173	202
	0,46	1522	1,00	4740	44000				
	0,64	1096	1,26	3407	44000				
0,84	830	1,60	2596	44000					



P ₁	n ₂	i	S _f	M ₂	F _{Q1/2}	Tip				
GÜÇ	Çıkış Devri	Tahvil	Servis Faktörü	Çıkış Momenti	Rad. Yük	Tip				
Power	Output Speeds	Ratio	Service Factor	Output Torque	Over Loads	Type				
Leistung	Abtriebswelle Drehzahlen	Übersetzung	Betriebsfaktor	Abtriebswelle Drehmomente	Querkräfte	Typ				
[kW] Hp	[r.p.m]			[Nm]	[N]				kg	
0,25	0,96	727	1,95	2306	44000	İRAM	120 İR 62 / 80 M 8b		173	201
	1,1	623	2,43	1977	44000				173	205
0,34	1,5	460	2,97	1456	44000	İRAM	103 İR 73 / 71 M 4a		171	335
	0,29	4790	0,82	7519	34000				172	337
	0,33	4230	0,90	6608	34000	İRAM	102 İR 73 / 71 M 4a		171	325
	0,37	3760	0,94	5893	34000				172	327
	0,41	3359	0,96	5318	34000	İRAM	102 İR 73 / 71 M 4a		171	325
	0,46	3014	1,05	4740	34000				172	327
	0,51	2713	1,15	4276	34000	İRAM	102 İR 73 / 71 M 4a		171	325
	0,57	2448	1,35	3825	34000				172	327
	0,51	2733	0,96	4341	34000	İRAM	102 İR 73 / 71 M 4a		171	325
	0,58	2413	1,06	3817	34000				172	327
	0,65	2145	1,17	3406	34000	İRAM	102 İR 73 / 71 M 4a		171	325
	0,73	1916	1,31	3033	34000				172	327
	0,85	1635	1,59	2604	34000	İRAM	102 İR 73 / 71 M 4a		171	325
	0,96	1460	1,74	2306	34000				172	327
	1,0	1311	1,90	2214	34000	İRAM	102 İR 73 / 71 M 4a		171	325
	1,2	1180	2,40	1845	34000				172	327
	1,3	1103	2,60	1703	34000	İRAM	102 İR 73 / 71 M 4a		171	325
	1,4	986	2,60	1581	34000				172	327
	1,6	884	2,60	1384	34000	İRAM	102 İR 73 / 71 M 4a		171	325
	1,8	796	2,60	1230	34000				172	327
	1,9	718	2,60	1165	34000	İRAM	102 İR 73 / 71 M 4a		171	325
	2,1	650	2,60	1054	34000				172	327
	2,4	575	2,60	922	34000	İRAM	102 İR 73 / 71 M 4a		171	325
	0,74	1886	0,85	2991	26000				172	327
	0,80	1760	0,91	2767	26000	İRAM	92 İR 63 / 71 M 4a		169	176
	0,88	1592	1,00	2515	26000				170	177
	0,99	1409	1,15	2236	26000	İRAM	92 İR 63 / 71 M 4a		169	176
	1,1	1315	1,20	2012	26000				170	177
	1,2	1201	1,34	1844	26000	İRAM	92 İR 63 / 71 M 4a		169	176
	1,3	1098	1,82	1702	26000				170	177
	1,4	993	1,96	1581	26000	İRAM	92 İR 63 / 71 M 4a		169	176
	1,5	901	1,96	1475	26000				170	177
	1,7	821	1,96	1302	26000	İRAM	92 İR 63 / 71 M 4a		169	176
	1,9	749	1,96	1165	26000				170	177
	2,0	685	1,96	1107	26000	İRAM	92 İR 63 / 71 M 4a		169	176
	1,9	725	2,80	1165	26000				170	177
	2,1	648	3,10	1054	26000	İRAM	93 İR 62 / 71 M 4a		169	181
	1,2	1162	0,88	1844	18100				170	182
	1,3	1042	0,98	1702	18100	İRAM	82 İR 63 / 71 M 4a		167	87
	1,5	940	1,09	1475	18100				168	88
	1,6	851	1,20	1383	18100	İRAM	82 İR 63 / 71 M 4a		167	87
	1,8	772	1,33	1230	18100				168	88
	1,9	724	1,32	1165	18100	İRAM	82 İR 63 / 71 M 4a		167	87
	2,1	653	1,51	1054	18100				168	88
	2,4	590	1,62	922	18100	İRAM	82 İR 63 / 71 M 4a		167	87
	2,6	536	1,85	851	18100				168	88
	2,8	488	1,95	790	18100	İRAM	82 İR 63 / 71 M 4a		167	87
	3,1	444	2,00	714	18100				168	88
	3,4	406	2,20	651	18100	İRAM	82 İR 63 / 71 M 4a		167	87
	3,5	394	2,40	632	18100				168	88





P ₁	n ₂	i	S _f	M ₂	F _{Q1/2}				
GÜÇ	Çıkış Devri	Tahvil	Servis Faktörü	Çıkış Momenti	Rad. Yük	Tip			
Power	Output Speeds	Ratio	Service Factor	Output Torque	Over Loads	Type			
Leistung	Abtriebswelle Drehzahlen	Übersetzung	Betriebsfaktor	Abtriebswelle Drehmomente	Querkräfte	Typ			
[kW] Hp	[r.p.m.]			[Nm]	[N]			kg	
0,25	3,9	359	2,50	567	18100	İRAM	82 İR 63 / 71 M 4a	167	87
	0,34	4,4	315	3,10	503				
	4,8	286	3,30	461	18100	İRFM		168	88
	5,3	261	3,50	418	18100				
	1,9	702	0,88	1165	12100				
	2,0	697	0,88	1107	12100				
	2,2	627	0,95	1006	12100				
	2,4	563	1,10	922	12100				
	2,5	553	1,10	885	12100				
	2,6	535	1,10	851	12100				
	3,0	469	1,25	738	12100				
	3,3	419	1,39	671	12100	İRAM	73 İR 52 / 71 M 4a	165	53
	3,4	414	1,39	651	12100	İRFM			
	3,7	376	1,54	598	12100			166	54
	3,8	370	1,58	582	12100				
	4,2	332	1,73	527	12100				
	5,0	276	1,87	443	12100				
	5,1	270	1,92	434	12100				
	5,6	250	2,10	395	12100				
	5,7	244	2,10	388	12100				
	6,0	232	2,20	374	12100	İRAM	72 İR 52 / 71 M 4a	165	53
	6,8	206	2,40	330	12100	İRFM			
	2,6	533	0,85	851	10100				
	2,8	491	0,90	791	10100				
	2,9	480	0,94	763	10100				
	3,3	423	1,05	671	10100				
	3,6	390	1,10	615	10100				
	4,0	344	1,25	553	10100				
	4,5	306	1,44	492	10100	İRAM	721 İR 53 / 71 M 4a	163	51
	5,1	274	1,51	434	10100	İRFM			
	5,7	246	1,65	388	10100			164	49
	6,3	221	1,87	351	10100				
	7,0	199	2,00	316	10100				
	7,8	180	2,20	284	10100				
	8,6	163	2,50	257	10100				
	9,5	148	2,70	233	10100				
	2,6	530	0,85	851	10100				
	3,0	468	0,96	738	10100				
	3,4	416	1,05	651	10100				
	3,7	372	1,20	598	10100				
	4,2	333	1,34	527	10100				
	4,6	300	1,40	481	10100	İRAM	731 İR 52 / 71 M 4a	163	52
	5,2	267	1,58	426	10100	İRFM			
	5,9	238	1,77	375	10100			164	50
	6,5	214	1,98	341	10100				
	6,8	201	2,10	326	10100				
	7,8	180	2,30	284	10100				
	8,6	162	2,60	257	10100				
	9,5	146	2,90	233	10100				
	4,3	323	0,96	515	7300	İRAM	63 İR 52 / 71 M 4a	161	28
	4,9	286	1,05	452	7300	İRFM			





P ₁	n ₂	i	S _f	M ₂	F _{Q1/2}				
GÜÇ	Çıkış Devri	Tahvil	Servis Faktörü	Çıkış Momenti	Rad. Yük	Tip			
Power	Output Speeds	Ratio	Service Factor	Output Torque	Over Loads	Type			
Leistung	Abtriebswelle Drehzahlen	Übersetzung	Betriebsfaktor	Abtriebswelle Drehmomente	Querkräfte	Typ			
[kW] Hp	[r.p.m]			[Nm]	[N]			kg	
0,25 0,34	5,1	273	1,15	434	7300	İRAM İRFM	63 İR 52 / 71 M 4a	161	28
	5,8	242	1,25	382	7300				
	6,5	215	1,44	340	7300				
	7,3	191	1,63	303	7300				
	8,3	170	1,84	267	7300				
	9,2	151	2,00	241	7300				
	10	136	2,30	221	7300				
	6	231	1,10	374	7300	İRAM İRFM	62 İR 52 / 71 M 4a	161	28
	6,9	203	1,25	326	7300				
	7,6	184	1,30	296	7300				
	8,6	162	1,44	261	7300				
	9,5	148	1,58	236	7300				
	11	134	1,73	214	7300				
	8,3	168	0,80	267	4250	İRAM İRFM	53 İR 42 / 71 M 4a	159	26
9,2	152	0,89	241	4250					
10	136	0,95	221	4250					
11	123	1,10	201	4250					
13	111	1,20	170	4250					
14	100	1,34	158	4250					
2,8	250,50	1,80	814	18100	İRAM İRFM İRAFM	83 / 80 M 8b	143	81	
3,1	221,16	2,00	736	18100					
3,3	208,58	2,30	691	18100					
6	154,46	2,23	380	12100	İRAM İRFM İRAFM	73 / 71 M 6b	140	38	
6,5	133,53	2,59	351	12100					
8,5	103,60	3,24	268	12100					
9	154,46	3,40	253	12100	İRAM İRFM İRAFM	73 / 71 M 4a	140	37	
4,6	152,090	1,05	496	10100	İRAM İRFM İRAFM	731 / 80 M 8b	137	43	
5,2	134,933	1,19	439	10100					
5,9	152,090	1,35	387	10100	İRAM İRFM İRAFM	731 / 71 M 6b	137	38	
6,6	134,933	1,51	346	10100					
7,7	116,652	1,80	296	10100					
8,9	100,847	2,00	256	10100					
9	152,090	2,10	248	10100	İRAM İRFM İRAFM	731 / 71 M 4a	137	37	
10	134,933	2,30	228	10100					
12	116,652	2,70	190	10100					
14	100,847	3,10	163	10100					
16	88,933	3,50	143	10100					
7	127,94	1,30	326	7300	İRAM İRFM İRAFM	63 / 71 M 6b	134	21	
7,5	119,40	1,37	304	7300					
9,5	96,27	1,65	240	7300					
10	87,81	1,86	228	7300					
7	127,94	1,30	326	7300	İRAM İRFM İRAFM	631 / 71 M 6b	131	21	
7,5	119,40	1,37	304	7300					
9,5	96,27	1,65	240	7300					
10	87,81	1,86	228	7300					



P ₁	n ₂	i	S _f	M ₂	F _{Q1/2}	Tip		
GÜÇ	Çıkış Devri	Tahvil	Servis Faktörü	Çıkış Momenti	Rad. Yük	Type		
Power	Output Speeds	Ratio	Service Factor	Output Torque	Over Loads	Type		
Leistung	Abtriebswelle Drehzahlen	Übersetzung	Betriebsfaktor	Abtriebswelle Drehmomente	Querkräfte	Typ		
[kW] Hp	[r.p.m]			[Nm]	[N]			kg
0,25 0,34	11	127,94	1,94	207	7300	İRAM İRFM 63 / 71 M 4a İRAFM	134	20
	12	119,40	2,00	198	7300			
	15	96,27	2,60	157	7300			
	16	87,81	2,80	147	7300			
	17	83,37	3,00	134	7300			
	20	70,97	3,80	114	7300			
	11	127,94	1,94	207	7300	İRAM İRFM 631 / 71 M 4a İRAFM	131	20
	12	119,40	2,00	198	7300			
	15	96,27	2,60	157	7300			
	16	87,81	2,80	147	7300			
	17	83,37	3,00	134	7300			
	20	70,97	3,80	114	7300			
	13	105,66	1,10	175	4550	İRAM İRFM 53 / 71 M 4a İRAFM	128	16
	16	88,98	1,33	143	4550			
	18	77,16	1,49	127	4500			
	21	67,60	1,58	109	4400			
	26	54,81	2,00	88	4400			
	29	48,41	2,40	79	4300			
	32	43,98	2,80	71	4150			
	36	39,09	3,10	63	4150			
40	34,93	3,40	57	4150				
23	60,896	0,82	99	2130	İRAM İRFM 43 / 71 M 4a İRAFM	125	15	
26	53,331	0,93	88	2130				
30	46,977	1,06	76	2130				
38	36,378	1,39	60	2010				
44	31,859	1,54	52	1920				
50	28,063	1,78	46	1920				
53	26,193	1,92	43	1880				
56	24,829	2,00	41	1840				
62	22,615	2,10	37	1830				
66	21,108	2,30	35	1820				
70	20,009	2,50	33	1810				
75	18,593	2,70	30	1810				
79	17,763	2,80	29	1780				
85	16,450	3,00	27	1770				
89	15,806	3,10	26	1720				
96	14,604	3,40	24	1720				
99	14,087	3,60	23	1720				
108	12,995	3,80	21	1660				
121	11,581	4,30	19	1630				
125	11,242	2,60	19	1550	İRAM İRFM 42 / 71 M 4a İRAFM	125	15	
142	9,845	2,90	16	1490				
161	8,672	3,30	14	1400				
182	7,673	3,80	13	1340				
204	6,872	5,50	11	1340				
230	6,080	6,10	10	1340				
253	5,538	6,60	9	1260				
259	5,398	6,80	9	1190				
286	4,900	7,20	8	1140				
291	4,803	7,70	8	1090				
322	4,350	8,10	7	1000				





P ₁	n ₂	i	S _f	M ₂	F _{Q1/2}	Tip			
GÜÇ	Çıkış Devri	Tahvil	Servis Faktörü	Çıkış Momenti	Rad. Yük	Tip			
Power	Output Speeds	Ratio	Service Factor	Output Torque	Over Loads	Type			
Leistung	Abtriebswelle Drehzahlen	Übersetzung	Betriebsfaktor	Abtriebswelle Drehmomente	Querkräfte	Typ			
[kW] Hp	[r.p.m]			[Nm]	[N]			kg	
0,25	327	4,280	8,50	7	1000	İRAM İRFM İRAFM	42 / 71 M 4a	125	15
	362	3,780	9,20	6	950			126	16
	0,34	406	3,449	10,30	6			900	127
0,37 0,50	0,22	4099,41	0,78	14664	73000	İRAM İRFM	151 İR 63 / 80 M 6a	179	494
	0,36	2552,42	1,31	8961	73000			179	491
	0,51	1790,46	1,85	6326	73000				
	0,74	1228,05	2,45	4360	73000				
	0,90	1016,50	3,50	3585	73000				
	0,35	2586,86	0,85	9217	55000	İRAM İRFM	136 İR 63 / 80 M 6a	176	355
	0,54	1695,84	1,28	5974	55000			176	341
	0,76	1193,92	1,75	4245	55000				
	0,99	917,34	2,35	3259	55000				
	1,55	588,29	3,65	2081	55000				
	0,62	1610,50	0,76	5205	44000	İRAM İRFM	120 İR 63 / 80 M 6a	173	201
	1,12	896,25	1,26	2925	44000	İRAM İRFM	120 İR 62 / 80 M 6a	173	200
	1,74	576,02	1,97	1883	44000			173	203
	2,44	409,16	2,77	1343	44000				
	2,91	343,56	3,30	1126	44000				
0,57	2448	0,91	5662	34000	İRAM İRFM	103 İR 73 / 71 M 4b	171	336	
0,65	2145	0,79	5040	34000	İRAM İRFM	102 İR 73 / 71 M 4b	171	326	
0,73	1916	0,89	4488	34000			172	328	
0,85	1635	1,07	3854	34000					
0,96	1460	1,18	3413	34000					
1,0	1311	1,28	3276	34000					
1,2	1180	1,62	2730	34000					
1,3	1103	1,75	2520	34000					
1,4	986	1,75	2340	34000					
1,6	884	1,75	2048	34000					
1,8	796	1,75	1820	34000					
1,9	718	1,75	1724	34000					
2,1	650	1,75	1560	34000					
2,4	575	1,75	1365	34000					
1,2	1201	0,91	2730	26000	İRAM İRFM	92 İR 63 / 71 M 4b	169	176	
1,3	1098	1,23	2520	26000			170	177	
1,4	993	1,33	2340	26000					
1,5	901	1,33	2184	26000					
1,7	821	1,33	1927	26000					
1,9	749	1,33	1724	26000					
2,0	685	1,33	1638	26000					
1,9	725	1,89	1724	26000	İRAM İRFM	93 İR 62 / 71 M 4b	169	181	
2,1	648	2,10	1560	26000			170	182	
2,4	538	2,30	1365	26000					
2,6	527	2,50	1260	26000					
2,9	479	2,80	1130	26000					
3,2	436	3,10	1024	26000					
3,5	398	3,40	936	26000					
3,8	364	3,70	862	26000					
4,2	334	4,00	780	26000					





P ₁	n ₂	i	S _f	M ₂	F _{Q1/2}				
GÜÇ	Çıkış Devri	Tahvil	Servis Faktörü	Çıkış Momenti	Rad. Yük	Tip			
Power	Output Speeds	Ratio	Service Factor	Output Torque	Over Loads	Type			
Leistung	Abtriebswelle Drehzahlen	Übersetzung	Betriebsfaktor	Abtriebswelle Drehmomente	Querkräfte	Typ			
[kW] Hp	[r.p.m]			[Nm]	[N]			kg	
0,37 0,50	1,8	772	0,89	1820	18100	İRAM İRFM	82 İR 63 / 71 M 4b	167	88
	1,9	724	0,89	1724	18100				
	2,1	653	1,02	1560	18100				
	2,4	590	1,10	1365	18100				
	2,6	536	1,25	1260	18100				
	2,8	488	1,32	1170	18100				
	3,1	444	1,40	1057	18100				
	3,4	406	1,48	963	18100				
	3,5	394	1,64	936	18100				
	3,9	359	1,73	840	18100				
	4,4	315	2,10	744	18100				
	4,8	286	2,20	682	18100				
	5,3	261	2,30	618	18100				
	3,7	376	1,04	885	12100				
	3,8	370	1,07	862	12100				
	4,2	332	1,18	780	12100	İRAM İRFM	73 İR 52 / 71 M 4b	165	51
	5	276	1,26	655	12100				
	5,1	270	1,30	642	12100				
	5,6	250	1,39	585	12100				
	5,7	244	1,43	575	12100				
	6	232	1,49	554	12100				
	6,8	206	1,62	489	12100				
	8,7	160	2,50	382	12100	İRAM İRFM	72 İR 52 / 71 M 4b	165	53
	4,0	344	0,84	819	10100				
	4,5	306	0,97	728	10100				
	5,1	274	1,02	642	10100	İRAM İRFM	721 İR 53 / 71 M 4b	163	51
	5,7	246	1,12	575	10100				
	6,3	221	1,26	520	10100				
	7,0	199	1,36	468	10100				
	7,8	180	1,51	420	10100				
	8,6	163	1,70	381	10100				
	9,5	148	1,85	345	10100				
	3,7	372	0,81	885	10100				
	4,2	333	0,91	790	10100	İRAM İRFM	731 İR 52 / 71 M 4b	163	52
	4,6	300	0,95	712	10100				
	5,2	267	1,06	630	10100				
	5,9	238	1,20	555	10100				
	6,5	214	1,33	504	10100				
	6,8	201	1,41	482	10100				
	7,8	180	1,55	420	10100				
	8,6	162	1,75	381	10100				
	9,5	146	1,96	345	10100				
	13	111	0,81	260	4250	İRAM İRFM	53 İR 42 / 71 M 4b	159	27
	14	100	0,91	241	4250				
	2,4	293,46	1,95	1125	26000	İRAM İRFM İRAFm	93 / 90 S 8a	146	168
	2,6	273,73	2,00	1023	26000				
	2,9	240,50	2,40	912	26000				
	3	293,46	2,50	1125	26000	İRAM İRFM İRAFm	93 / 80 M 6a	146	160
	3,3	273,73	2,60	1023	26000				
	3,7	240,50	3,00	912	26000				
	4,2	213,60	3,50	803	26000				
	4,2	213,60	3,50	803	26000				



P ₁	n ₂	i	S _f	M ₂	F _{Q1/2}	Tip					
GÜÇ	Çıkış Devri	Tahvil	Servis Faktörü	Çıkış Momenti	Rad. Yük	Tip					
Power	Output Speeds	Ratio	Service Factor	Output Torque	Over Loads	Type					
Leistung	Abtriebswelle Drehzahlen	Übersetzung	Betriebsfaktor	Abtriebswelle Drehmomente	Querkräfte	Typ					
[kW] Hp	[r.p.m]			[Nm]	[N]			kg			
0,37	2,8	250,50	1,22	1205	18100	İRAM İRFM 83 / 90 S 8a İRAFM		143	83		
	3,1	221,16	1,35	1089	18100			144	82		
	0,50	3,3	208,58	1,57	1023			18100	145	90	
	3,6	250,50	1,57	937	18100	İRAM İRFM 83 / 80 M 6a İRAFM		143	79		
	4	221,16	1,78	844	18100			144	78		
	4,3	208,58	2,00	785	18100			145	85		
	4,8	186,71	2,10	703	18100						
	5,3	168,34	2,30	637	18100						
	6	154,46	1,51	563	12100			İRAM İRFM 73 / 80 M 6a İRAFM		140	40
	6,5	133,53	1,75	519	12100					141	46
8,5	103,60	2,19	397	12100	142	43					
10	91,36	2,77	338	12100							
	9	154,46	2,30	375	12100	İRAM İRFM 73 / 71 M 4b İRAFM		140	38		
	11	133,53	2,60	322	12100			141	44		
	14	103,60	3,37	250	12100			142	41		
	5,9	152,090	0,91	572	10100	İRAM İRFM 731 / 80 M 6a İRAFM		137	40		
	6,6	134,933	1,02	512	10100			138	43		
	7,7	116,652	1,21	439	10100			139	46		
	8,9	100,847	1,36	379	10100						
	9	152,090	1,42	367	10100	İRAM İRFM 731 / 71 M 4b İRAFM		137	38		
	10	134,933	1,59	338	10100			138	41		
	12	116,652	1,85	281	10100			139	44		
	14	100,847	2,10	241	10100						
	16	88,933	2,40	211	10100						
	7	127,94	0,87	482	7170	İRAM İRFM 63 / 80 M 6a İRAFM		134	28		
	7,5	119,40	0,92	450	7170			135	28		
	9,5	96,27	1,11	355	7170			136	30		
	10	87,81	1,26	338	7170						
	7	127,94	0,87	482	7170	İRAM İRFM 631 / 80 M 6a İRAFM		131	28		
	7,5	119,40	0,92	450	7170			132	28		
	9,5	96,27	1,11	355	7170			133	30		
	10	87,81	1,26	338	7170						
	11	127,94	1,31	307	7170	İRAM İRFM 63 / 71 M 4b İRAFM		134	21		
	12	119,40	1,41	294	7170			135	21		
	15	96,27	1,75	233	7170			136	23		
	16	87,81	1,93	218	7170						
	17	83,37	2,00	199	7170						
	20	70,97	2,60	169	7170						
	23	61,03	2,80	147	7170						
	27	51,65	3,80	125	7170						
	11	127,94	1,31	307	7170	İRAM İRFM 631 / 71 M 4b İRAFM		131	21		
	12	119,40	1,41	294	7170			132	21		
	15	96,27	1,75	233	7170			133	23		
	16	87,81	1,93	218	7170						
	17	83,37	2,00	199	7170						
	20	70,97	2,60	169	7170						
	23	61,03	2,80	147	7170						
	27	51,65	3,80	125	7170						



P ₁	n ₂	i	S _f	M ₂	F _{Q1/2}	Tip			
GÜÇ	Çıkış Devri	Tahvil	Servis Faktörü	Çıkış Momenti	Rad. Yük	Tip			
Power	Output Speeds	Ratio	Service Factor	Output Torque	Over Loads	Type			
Leistung	Abtriebswelle Drehzahlen	Übersetzung	Betriebsfaktor	Abtriebswelle Drehmomente	Querkräfte	Typ			
[kW] Hp	[r.p.m.]			[Nm]	[N]			kg	
0,37 0,50	16	88,98	0,90	211	4250				
	18	77,16	1,00	187	4250				
	21	67,60	1,07	161	4200				
	26	54,81	1,36	130	4050				
	29	48,41	1,65	116	4050				
	32	43,98	1,89	105	4050	İRAM	128	17	
	36	39,09	2,00	94	4000	İRFM 53 / 71 M 4b	129	17	
	40	34,93	2,30	84	4000	İRAFM	130	19	
	45	31,33	2,50	75	4000				
	50	28,21	2,80	67	4000				
	55	25,46	3,00	61	3850				
	61	23,02	3,30	55	3800				
	64	21,88	3,35	53	3800				
		82	17,18	3,50	42	3600	İRAM	128	15
		93	15,05	4,30	37	3550	İRFM 52 / 71 M 4b	129	15
		105	13,29	4,80	33	3500	İRAFM	130	17
	119	11,81	5,40	29	3500				
	133	10,55	5,90	26	3500				
	38	36,378	0,94	89	1880				
	44	31,859	1,04	77	1850				
	50	28,063	1,20	68	1820				
	53	26,193	1,30	64	1800				
	56	24,829	1,36	60	1760				
	62	22,615	1,43	54	1740				
	66	21,108	1,55	51	1700	İRAM	125	16	
	70	20,009	1,70	48	1650	İRFM 43 / 71 M 4b	126	17	
	75	18,593	1,80	45	1600	İRAFM	127	17	
	79	17,763	1,90	43	1600				
	85	16,450	2,00	40	1550				
	89	15,806	2,10	38	1500				
	96	14,604	2,30	35	1500				
	99	14,087	2,40	34	1490				
	108	12,995	2,60	31	1450				
	121	11,581	2,90	28	1430				
	125	11,242	1,75	27	1400				
	142	9,845	1,96	24	1350				
	161	8,672	2,20	21	1300				
	182	7,673	2,60	19	1250				
	204	6,872	3,70	17	1200				
	230	6,080	4,10	15	1150	İRAM	125	16	
	253	5,538	4,40	14	1100	İRFM 42 / 71 M 4b	126	17	
	259	5,398	4,60	13	1080	İRAFM	127	17	
	286	4,900	4,90	12	1030				
	291	4,803	5,20	12	970				
	322	4,350	5,50	11	950				
	327	4,280	5,80	10	900				
	362	3,780	6,20	9	900				
	406	3,449	6,90	8	850				
0,55 0,75	0,33	4099,41	0,79	14532	73000	İRAM	179	493	
	0,44	3097,86	0,98	10899	73000	İRFM 151 İR 63 / 80 M 4a	179	491	
	0,57	2390,20	1,18	8413	73000				
	0,76	1790,46	1,70	6310	73000				





P ₁	n ₂	i	S _f	M ₂	F _{Q1/2}	Tip				
GÜÇ	Çıkış Devri	Tahvil	Servis Faktörü	Çıkış Momenti	Rad. Yük	Tip				
Power	Output Speeds	Ratio	Service Factor	Output Torque	Over Loads	Type				
Leistung	Abtriebswelle Drehzahlen	Übersetzung	Betriebsfaktor	Abtriebswelle Drehmomente	Querkräfte	Typ				
[kW] Hp	[r.p.m]			[Nm]	[N]				kg	
0,55	0,90	1509,47	2,02	5328	73000	İRAM İRFM	151 İR 63 / 80 M 4a	179	493	
	1,06	1289,63	2,36	4524	73000					
	0,75	1,30	1049,16	2,90	3689					73000
	1,57	868,43	3,95	3054	73000					
0,50	0,50	2721,03	0,87	9591	55000	İRAM İRFM	136 İR 63 / 80 M 4a	176	354	
	0,68	2018,86	1,15	7052	55000					
	0,78	1745,22	1,35	6148	55000					
	0,96	1416,18	1,65	4995	55000					
	1,25	1088,11	2,10	3836	55000					
	1,81	755,69	2,85	2649	55000					
1,92	1,92	709,86	3,30	2498	55000	İRAM İRFM	136 İR 62 / 80 M 4a	176	353	
								176	340	
1,37	1,37	1096,20	0,78	3502	44000	İRAM İRFM	120 İR 63 / 80 M 4a	173	200	
	1,52	990,08	0,88	3156	44000					
	1,94	773,69	1,12	2473	44000					
	2,29	654,65	1,33	2095	44000					
1,62	1,62	925,92	0,99	3006	44000	İRAM İRFM	120 İR 62 / 80 M 4a	173	199	
	2,69	557,41	1,64	1810	44000					
	3,16	475,10	2,00	1541	44000					
	3,49	430,34	2,35	1395	44000					
1,2	1,2	1173	1,09	4059	34000	İRAM İRFM	103 İR 72 / 80 M 4a	171	326	
	1,3	1046	1,20	3746	34000					
	1,5	923	1,32	3247	34000					
	1,7	821	1,46	2865	34000					
	1,9	733	1,60	2563	34000					
	2,1	658	1,75	2319	34000					
	2,3	592	1,90	2117	34000					
	2,6	535	2,20	1873	34000					
2,9	485	2,80	1679	34000						
0,96	0,96	1460	0,79	5073	34000	İRAM İRFM	102 İR 73 / 80 M 4a	171	328	
	1,0	1311	0,86	4870	34000					
	1,2	1180	1,09	4059	34000					
	1,3	1103	1,18	3746	34000					
	1,4	986	1,18	3479	34000					
	1,6	884	1,18	3044	34000					
	1,8	796	1,18	2706	34000					
	1,9	718	1,18	2563	34000					
	2,1	650	1,18	2319	34000					
	2,4	575	1,18	2029	34000					
1,9	1,9	725	1,27	2563	26000	İRAM İRFM	93 İR 62 / 80 M 4a	169	184	
	2,1	648	1,41	2319	26000					
	2,4	538	1,55	2029	26000					
	2,6	527	1,73	1873	26000					
	2,9	479	1,91	1679	26000					
	3,2	436	2,10	1522	26000					
	3,5	398	2,30	1391	26000					
	3,8	364	2,50	1281	26000					
	4,2	334	2,70	1159	26000					
4,4	4,4	315	2,30	1123	26000	İRAM İRFM	92 İR 62 / 80 M 4a	169	179	
	5	278	2,60	989	26000			170	180	





P ₁	n ₂	i	S _f	M ₂	F _{Q1/2}		Tip		
GÜÇ	Çıkış Devri	Tahvil	Servis Faktörü	Çıkış Momenti	Rad. Yük		Type		
Power	Output Speeds	Ratio	Service Factor	Output Torque	Over Loads		Typ		
Leistung	Abtriebswelle Drehzahlen	Übersetzung	Betriebsfaktor	Abtriebswelle Drehmomente	Querkräfte				
[kW] Hp	[r.p.m.]			[Nm]	[N]				kg
0,55	5,7	247	2,90	867	26000	İRAM	92 İR 62 / 80 M 4a	169	179
	6,3	221	3,30	785	26000			İRFM	170
0,75	2,6	536	0,84	1873	17350	İRAM İRFM	82 İR 63 / 80 M 4a	167	90
	2,8	488	0,89	1739	17350			168	91
	3,1	444	0,94	1571	17350				
	3,4	406	0,99	1432	17300				
	3,5	394	1,10	1391	17300				
	3,9	359	1,16	1248	17350				
	4,4	315	1,42	1107	17350				
	4,8	286	1,51	1014	17350				
	5,3	261	1,60	919	17300				
	5,8	240	1,92	839	17300				
	6,4	218	2,00	761	17300				
	7,7	181	2,30	632	17300				
	6,0	232	1,00	812	11500	İRAM İRFM	72 İR 52 / 80 M 4a	165	53
	6,8	206	1,09	716	11500			166	54
	8,7	160	1,73	560	11500				
	6,3	221	0,85	773	9500	İRAM İRFM	721 İR 53 / 80 M 4a	163	53
	7,0	199	0,91	696	9500			164	51
	7,8	180	1,01	624	9500				
	8,6	163	1,15	566	9500				
	9,5	148	1,24	513	9500				
	6,8	201	0,95	716	9500	İRAM İRFM	731 İR 52 / 80 M 4a	163	54
	7,8	180	1,04	624	9500			164	52
	8,6	162	1,18	566	9500				
	9,5	146	1,32	513	9500				
	2,4	293,46	1,31	2090	25000	İRAM İRFM İRAFM	93 / 90 L 8a	146	170
	2,6	273,73	1,36	1929	25000			147	171
	2,9	240,50	1,59	1730	25000			148	177
	3,0	293,46	1,70	1672	24700	İRAM İRFM İRAFM	93 / 80 M 6b	146	164
	3,3	273,73	1,80	1520	24700			147	165
	3,7	240,50	2,02	1356	24700			148	171
	4,2	213,60	2,35	1194	24700				
	4,8	293,46	2,66	1045	25000	İRAM İRFM İRAFM	93 / 80 M 4a	146	163
	5,1	273,73	2,85	984	25000			147	164
	5,8	240,50	3,20	865	25000			148	170
	6,5	213,60	3,65	772	25000				
	3,6	250,50	1,05	1393	17350	İRAM İRFM İRAFM	83 / 80 M 6b	143	80
	4,0	221,16	1,20	1254	17350			144	79
	4,3	208,58	1,35	1167	17350			145	86
	4,8	186,71	1,41	1045	17300				
	5,3	168,34	1,55	946	17300				
	5,5	250,50	1,65	912	17350	İRAM İRFM İRAFM	83 / 80 M 4a	143	79
	6,3	221,16	1,86	796	17350			144	78
	6,7	208,58	2,10	749	17350			145	85
	7,5	186,71	2,20	669	17350				
	8,3	168,34	2,40	604	17350				
	9,1	152,68	2,60	551	17100				
	10	139,19	2,90	502	17100				





P ₁	n ₂	i	S _f	M ₂	F _{Q1/2}	Tip			
GÜÇ	Çıkış Devri	Tahvil	Servis Faktörü	Çıkış Momenti	Rad. Yük	Tip			
Power	Output Speeds	Ratio	Service Factor	Output Torque	Over Loads	Type			
Leistung	Abtriebswelle Drehzahlen	Übersetzung	Betriebsfaktor	Abtriebswelle Drehmomente	Querkräfte	Typ			
[kW] Hp	[r.p.m]			[Nm]	[N]			kg	
0,55	11	127,44	3,20	456	17100	İRAM		143	79
	12	117,12	3,50	418	17100	İRFM	83 / 80 M 4a	144	78
0,75	14	103,03	3,90	372	17100	İRAFM		145	85
	6	154,46	1,01	837	11500	İRAM		140	41
	6,5	133,53	1,18	772	11500	İRFM	73 / 80 M 6b	141	44
	8,5	103,60	1,47	591	11500	İRAFM		142	47
	10	91,36	1,86	502	11500				
	9	154,46	1,58	558	11500				
	11	133,53	1,81	478	11500				
	14	103,60	2,27	372	11500	İRAM		140	40
	16	91,36	2,90	324	11500	İRFM	73 / 80 M 4a	141	46
	17	81,25	3,26	295	11500	İRAFM		142	43
	19	72,76	3,45	264	11500				
	21	65,52	3,60	239	11500				
	24	59,41	3,90	209	11500				
	9	154,46	1,58	558	11500	İRAM		140	39
	11	133,53	1,81	478	11500	İRFM	73 / C71 M 4	141	42
	14	103,60	2,27	372	11500	İRAFM		142	45
	7,7	116,652	0,81	652	9500	İRAM		137	41
	8,9	100,847	0,91	564	9500	İRFM	731 / 80 M 6b	138	44
						İRAFM		139	47
	9	152,090	0,96	546	9500				
	10	134,933	1,07	502	9500				
	12	116,652	1,24	418	9500				
	14	100,847	1,44	359	9500				
	16	88,933	1,61	314	9500	İRAM		137	40
	18	78,425	1,81	279	9350	İRFM	731 / 80 M 4a	138	43
	20	69,746	2,10	251	9350	İRAFM		139	46
	22	62,455	2,30	228	9300				
	25	55,543	2,60	201	9250				
	28	49,737	2,90	179	9250				
	31	44,791	3,20	162	9200				
	10	87,81	0,85	502	7090	İRAM		134	24
						İRFM	63 / 80 M 6b	135	24
						İRAFM		136	26
	10	87,81	0,85	502	7090	İRAM		131	24
						İRFM	631 / 80 M 6b	132	24
						İRAFM		133	26
	11	127,94	0,88	456	7090				
	12	119,40	0,95	436	7090				
	15	96,27	1,18	346	7090				
	16	87,81	1,30	324	7090	İRAM		134	22
	17	83,37	1,39	295	7090	İRFM	63 / C71 M 4	135	22
	20	70,97	1,73	251	7090	İRAFM		136	24
	23	61,03	1,87	218	7090				
	27	51,65	2,50	186	7090				
	30	46,79	2,80	167	7090				
	11	127,94	0,88	456	7090	İRAM		131	22
	12	119,40	0,95	436	7090	İRFM	631 / C71 M 4	132	22
	15	96,27	1,18	346	7090	İRAFM		133	24



P ₁	n ₂	i	S _f	M ₂	F _{Q1/2}	Tip			
GÜÇ	Çıkış Devri	Tahvil	Servis Faktörü	Çıkış Momenti	Rad. Yük	Tip			
Power	Output Speeds	Ratio	Service Factor	Output Torque	Over Loads	Type			
Leistung	Abtriebswelle Drehzahlen	Übersetzung	Betriebsfaktor	Abtriebswelle Drehmomente	Querkräfte	Typ			
[kW] Hp	[r.p.m]			[Nm]	[N]			kg	
0,55	16	87,81	1,30	324	7090	İRAM İRFM 631 / C71 M 4 İRAFM	131	22	
	17	83,37	1,39	295	7090				
	0,75	20	70,97	1,73	251				7090
	23	61,03	1,87	218	7090				
	27	51,65	2,50	186	7090				
	30	46,79	2,80	167	7090				
	15	96,27	1,18	346	7090	İRAM İRFM 63 / 80 M 4a İRAFM	134	23	
	16	87,81	1,30	324	7090				
	17	83,37	1,39	295	7090				
	20	70,97	1,73	251	7090				
	23	61,03	1,87	218	7090				
	27	51,65	2,50	186	7090				
	30	46,79	2,80	167	7090				
	33	42,55	3,10	152	7090				
	40	35,74	3,70	125	7090				
		15	96,27	1,18	346				7090
16		87,81	1,30	324	7090				
17		83,37	1,39	295	7090				
20		70,97	1,73	251	7090				
23		61,03	1,87	218	7090				
27		51,65	2,50	186	7090				
30		46,79	2,80	167	7090				
33		42,55	3,10	152	7090				
40		35,74	3,70	125	7090				
		26	54,81	0,91	193	4150	İRAM İRFM 53 / 80 M 4a İRAFM	128	19
	29	48,41	1,10	173	4000				
	32	43,98	1,27	157	3950				
	36	39,09	1,40	139	3950				
	40	34,93	1,55	125	3900				
	45	31,33	1,68	111	3900				
	50	28,21	1,90	100	3900				
	55	25,46	2,00	91	3800				
	61	23,02	2,20	82	3700				
	64	21,88	2,25	78	3700				
	82	17,18	2,35	62	3450	İRAM İRFM 52 / 80 M 4a İRAFM	128	17	
	93	15,05	2,90	55	3450				
	105	13,29	3,20	49	3400				
	119	11,81	3,60	43	3350				
	133	10,55	4,00	38	3350				
	148	9,47	4,30	34	3350				
	50	28,063	0,81	100	1620	İRAM İRFM 43 / 80 M 4a İRAFM	125	18	
	53	26,193	0,87	95	1600				
	56	24,829	0,92	90	1560				
	62	22,615	0,96	81	1540				
	66	21,108	1,05	76	1500				
	70	20,009	1,15	72	1450				
	75	18,593	1,21	67	1400				
	79	17,763	1,28	64	1400				
	85	16,450	1,36	59	1350				
	89	15,806	1,41	56	1300				
	96	14,604	1,55	52	1300				



P ₁	n ₂	i	S _f	M ₂	F _{Q1/2}	Tip				
GÜÇ	Çıkış Devri	Tahvil	Servis Faktörü	Çıkış Momenti	Rad. Yük	Tip				
Power	Output Speeds	Ratio	Service Factor	Output Torque	Over Loads	Type				
Leistung	Abtriebswelle Drehzahlen	Übersetzung	Betriebsfaktor	Abtriebswelle Drehmomente	Querkräfte	Typ				
[kW] Hp	[r.p.m]			[Nm]	[N]			kg		
0,55 0,75	99	14,087	1,64	51	1290	İRAM İRFM 43 / 80 M 4a		125	18	
	108	12,995	1,73	46	1250					
	121	11,581	1,95	41	1230					
		125	11,242	1,18	41	1360	İRAM İRFM 42 / 80 M 4a İRAFMM		125	18
		142	9,845	1,32	36	1310				
		161	8,672	1,50	32	1270				
		182	7,673	1,73	28	1220				
		204	6,872	2,50	25	1160				
		230	6,080	2,80	22	1110				
		253	5,538	3,00	20	1060				
		259	5,398	3,10	20	1050				
		286	4,900	3,30	18	1020				
		291	4,803	3,50	18	940				
		322	4,350	3,70	16	910				
	327	4,280	3,90	16	880					
	362	3,780	4,20	14	860					
	406	3,449	4,70	13	810					
0,75 1	0,39	3469,26	0,72	16768	73000	İRAM İRFM 151 İR 63 / 80 M 4b		179	494	
	0,53	2552,42	0,97	12338	73000					
	0,65	2076,56	1,19	10061	73000					
	0,90	1509,47	1,47	7266	73000					
	0,93	1456,66	1,70	7032	73000					
	1,30	1049,16	2,13	5030	73000					
	1,58	860,38	2,64	4139	73000					
		0,73	1855,27	0,80	8958					55000
		0,88	1549,32	0,95	7431	55000				
		0,96	1416,18	1,23	6812	55000				
		1,30	1047,21	1,55	5030	55000				
		1,55	875,09	1,70	4219	55000				
		1,79	759,57	2,00	3653	55000				
		1,91	713,50	2,30	3424	55000	İRAM İRFM 136 İR 62 / 80 M 4b		176	354
		2,58	526,68	3,15	2535	55000				
		1,25	1199,04	0,79	5233	44000	İRAM İRFM 120 İR 63 / 80 M 4b		173	201
		1,52	990,08	0,88	4304	44000				
		1,67	896,25	0,97	3917	44000				
		1,94	773,69	1,12	3372	44000				
		1,97	763,13	1,32	3371	44000	İRAM İRFM 120 İR 62 / 80 M 4b		173	200
		2,69	557,41	1,64	2469	44000				
		3,26	459,72	1,98	2037	44000				
		3,49	430,34	2,35	1903	44000				
		1,2	1173	0,80	5534	33450				
		1,3	1046	0,88	5109	33450				
		1,5	923	0,97	4427	33450				
		1,7	821	1,07	3907	33450				
		1,9	733	1,17	3495	33450				
	2,1	658	1,28	3162	33450					
	2,3	592	1,39	2887	33450					
	2,6	535	1,64	2554	33450					
	2,9	485	2,10	2290	33450					
	3,2	428	2,40	2075	33450					





P ₁	n ₂	i	S _f	M ₂	F _{Q1/2}								
GÜÇ	Çıkış Devri	Tahvil	Servis Faktörü	Çıkış Momenti	Rad. Yük	Tip							
Power	Output Speeds	Ratio	Service Factor	Output Torque	Over Loads	Type							
Leistung	Abtriebswelle Drehzahlen	Übersetzung	Betriebsfaktor	Abtriebswelle Drehmomente	Querkräfte	Typ							
[kW] Hp	[r.p.m]			[Nm]	[N]			kg					
0,75	3,6	381	2,60	1842	33450	İRAM	103 İR 72 / 80 M 4b	171	328				
	4,1	340	2,80	1620	33450			İRFM	172	330			
1	1,2	1180	0,80	5534	33450	İRAM İRFM	102 İR 73 / 80 M 4b	171	330				
	1,3	1103	0,87	5109	33450								
	1,4	986	0,87	4744	33450								
	1,6	884	0,87	4151	33450								
	1,8	796	0,87	3690	33450								
	1,9	718	0,87	3495	33450								
	2,1	650	0,87	3162	33450								
	2,4	575	0,87	2767	33450								
	2,1	648	1,03	3162	24700								
	2,4	538	1,13	2767	24700								
	2,6	527	1,27	2554	24700								
	2,9	479	1,40	2290	24700					İRAM İRFM	93 İR 62 / 80 M 4b	169	184
	3,2	436	1,53	2075	24700								
	3,5	398	1,67	1897	24700								
3,8	364	1,83	1747	24700									
4,2	334	2,00	1581	24700									
4,4	315	1,70	1532	24700									
5	278	1,93	1348	24700	İRAM İRFM	92 İR 62 / 80 M 4b	169	179					
5,7	247	2,10	1182	24700									
6,3	221	2,40	1070	24700									
3,9	359	0,85	1702	16900	İRAM İRFM	82 İR 63 / 80 M 4b	167	92					
4,4	315	1,04	1509	16900									
4,8	286	1,11	1383	16900									
5,3	261	1,17	1253	16900									
5,8	240	1,41	1145	16900									
6,4	218	1,50	1037	16900									
7,7	181	1,69	862	16900									
2,7	256,048	1,27	2533	33450	İRAM İRFM İRAFM	103 / 100 L 8a	149	305					
3,1	225,112	1,88	2207	33450									
3,4	207,689	2,00	2012	33450									
3,8	184,584	2,30	1800	33450									
4,2	165,496	2,60	1629	33450									
5	140,701	3,10	1368	33450									
3	293,46	1,25	2280	24700	İRAM İRFM İRAFM	93 / 90 S 6a	146	168					
3,3	273,73	1,32	2073	24700									
3,7	240,50	1,48	1849	24700									
4,2	213,60	1,72	1629	24700									
4,8	293,46	1,95	1425	24700	İRAM İRFM İRAFM	93 / 80 M 4b	146	164					
5,1	273,73	2,10	1341	24700									
5,8	240,50	2,30	1179	24700									
6,5	213,60	2,70	1052	24700									
7,3	191,38	3,00	937	24500									
8,1	172,72	3,30	844	24500									
4	221,16	0,88	1710	16900	İRAM İRFM İRAFM	83 / 90 S 6a	143	84					
4,3	208,58	0,98	1591	16900									
4,8	186,71	1,04	1425	16900									
5,3	168,34	1,13	1291	16700									





P ₁	n ₂	i	S _f	M ₂	F _{Q1/2}				
GÜÇ	Çıkış Devri	Tahvil	Servis Faktörü	Çıkış Momenti	Rad. Yük	Tip			
Power	Output Speeds	Ratio	Service Factor	Output Torque	Over Loads	Type			
Leistung	Abtriebswelle Drehzahlen	Übersetzung	Betriebsfaktor	Abtriebswelle Drehmomente	Querkräfte	kg			
[kW] Hp	[r.p.m.]			[Nm]	[N]				
0,75 1	5,5	250,50	1,21	1244	17100				
	6,3	221,16	1,36	1086	17050				
	6,7	208,58	1,55	1021	17000				
	7,5	186,71	1,61	912	17000				
	8,3	168,34	1,76	824	17000	İRAM	143	81	
	9,1	152,68	1,90	752	16900	İRFM 83 / 80 M 4b	144	80	
	10	139,19	2,10	684	16900	İRAFM	145	87	
	11	127,44	2,30	622	16900				
	12	117,12	2,50	570	16900				
	14	103,03	2,80	507	16800				
	15	91,85	3,20	456	16800				
		6,5	133,53	0,86	1053	11200	İRAM	140	45
		8,5	103,60	1,08	805	11200	İRFM 73 / 90 S 6a	141	48
		10	91,36	1,36	684	11200	İRAFM	142	51
		9	154,46	1,15	760	11200			
	11	133,53	1,33	652	11200				
	14	103,60	1,66	507	11200				
	16	91,36	2,12	442	11200	İRAM	140	42	
	17	81,25	2,39	403	11200	İRFM 73 / 80 M 4b	141	45	
	19	72,76	2,53	360	11200	İRAFM	142	48	
	21	65,52	2,60	326	11200				
	24	59,41	2,90	285	11200				
	27	52,47	3,30	253	11200				
	30	46,63	3,70	228	11200				
	12	116,652	0,91	570	9350				
	14	100,847	1,05	489	9350				
	16	88,933	1,18	428	9350				
	18	78,425	1,33	380	9200				
	20	69,746	1,53	342	9200	İRAM	137	42	
	22	62,455	1,72	311	9150	İRFM 731 / 80 M 4b	138	45	
	25	55,543	1,92	274	9100	İRAFM	139	48	
	28	49,737	2,10	244	9100				
	31	44,791	2,30	221	9050				
	35	39,887	3,20	196	9050				
	40	35,224	3,50	171	9000				
	44	31,622	3,40	158	9000	İRAM	137	42	
	50	28,055	3,80	139	9000	İRFM 721 / 80 M 4b	138	45	
						İRAFM	139	48	
	15	96,27	0,86	472	7000				
	16	87,81	0,95	442	7000				
	17	83,37	1,01	403	7000				
	20	70,97	1,27	342	7000				
	23	61,03	1,37	298	7000	İRAM	134	25	
	27	51,65	1,87	253	7000	İRFM 63 / 80 M 4b	135	25	
	30	46,79	2,00	228	7000	İRAFM	136	27	
	33	42,55	2,20	207	7000				
	40	35,74	2,70	171	7000				
	47	29,85	3,20	146	7000				
	55	25,16	3,80	124	7000				
	15	96,27	0,86	472	7000	İRAM	131	25	
	16	87,81	0,95	442	7000	İRFM 631 / 80 M 4b	132	25	
	17	83,37	1,01	403	7000	İRAFM	133	27	



P ₁	n ₂	i	S _f	M ₂	F _{Q1/2}	Tip		
GÜÇ	Çıkış Devri	Tahvil	Servis Faktörü	Çıkış Momenti	Rad. Yük	Tip		
Power	Output Speeds	Ratio	Service Factor	Output Torque	Over Loads	Type		
Leistung	Abtriebswelle Drehzahlen	Übersetzung	Betriebsfaktor	Abtriebswelle Drehmomente	Querkräfte	Typ		
[kW] Hp	[r.p.m.]			[Nm]	[N]			kg
0,75 1	20	70,97	1,27	342	7000	İRAM İRFM 631 / 80 M 4b İRAFM	131	25
	23	61,03	1,37	298	7000			
	27	51,65	1,87	253	7000			
	30	46,79	2,00	228	7000			
	33	42,55	2,20	207	7000			
	40	35,74	2,70	171	7000			
	47	29,85	3,20	146	7000			
	55	25,16	3,80	124	7000			
	32	43,98	0,94	214	3800			
	36	39,09	1,03	190	3750			
40	34,93	1,13	171	3600				
45	31,33	1,23	152	3550				
50	28,21	1,38	137	3550	İRAM İRFM 53 / 80 M 4b İRAFM	128	21	
55	25,46	1,48	124	3500				
61	23,02	1,62	112	3500				
64	21,88	1,65	107	3400				
71	19,69	1,82	96	3350				
79	17,77	2,00	87	3300				
87	16,07	2,30	79	3300				
82	17,18	1,73	85	3300				
93	15,05	2,10	75	3200				
105	13,29	2,30	66	3150				
119	11,81	2,60	58	3150				
133	10,55	2,90	52	3100	İRAM İRFM 52 / 80 M 4b İRAFM	128	19	
148	9,47	3,15	47	3100				
158	8,88	3,40	44	3050				
176	7,97	3,50	39	3050				
195	7,17	3,70	36	3000				
216	6,47	3,90	32	3000				
241	5,82	4,00	29	3000				
66	21,108	0,77	104	1470				
70	20,009	0,84	98	1420				
75	18,593	0,89	91	1390				
79	17,763	0,94	87	1370				
85	16,450	1,00	81	1320	İRAM İRFM 43 / 80 M 4b İRAFM	125	20	
89	15,806	1,03	77	1290				
96	14,604	1,13	71	1270				
99	14,087	1,20	69	1260				
108	12,995	1,27	63	1230				
121	11,581	1,43	57	1200				
125	11,242	0,87	56	1320				
142	9,845	0,97	49	1270				
161	8,672	1,10	43	1230				
182	7,673	1,27	38	1180				
204	6,872	1,83	34	1120				
230	6,080	2,10	30	1070	İRAM İRFM 42 / 80 M 4b İRAFM	125	20	
253	5,538	2,20	27	1030				
259	5,398	2,30	27	1020				
286	4,900	2,40	24	990				
291	4,803	2,60	24	910				
322	4,350	2,70	22	880				
327	4,280	2,80	21	850				





P ₁	n ₂	i	S _f	M ₂	F _{Q1/2}	Tip					
GÜÇ	Çıkış Devri	Tahvil	Servis Faktörü	Çıkış Momenti	Rad. Yük	Tip					
Power	Output Speeds	Ratio	Service Factor	Output Torque	Over Loads	Type					
Leistung	Abtriebswelle Drehzahlen	Übersetzung	Betriebsfaktor	Abtriebswelle Drehmomente	Querkräfte	Typ					
[kW] Hp	[r.p.m]			[Nm]	[N]			kg			
0,75 1	362	3,780	3,10	19	830	İRAM İRFM İRAFM	42 / 80 M 4b	125	20		
	406	3,449	3,40	17	800			126	21		
									127	21	
1,1 1,5	0,69	2005,04	0,85	13900	73000	İRAM İRFM	151 İR 63 / 90 S 4a	179	497		
	0,82	1690,37	0,97	11696	73000			179	504		
	0,96	1444,14	1,15	9991	73000						
	1,32	1049,16	1,47	7266	73000						
	1,60	860,38	1,82	5994	73000						
	1,97	699,98	2,11	4869	73000						
	2,93	471,36	2,25	3273	73000						
	1,71	808,20	3,73	5695	73000			İRAM İRFM	151 İR 62 / 90 S 4a	179	496
										179	503
	1,01	1382,90	0,83	9496	55000			İRAM İRFM	136 İR 63 / 90 S 4a	176	358
	1,34	1043,45	1,00	7158	55000					176	361
	1,57	891,45	1,18	6109	55000						
1,78	788,24	1,37	5388	55000							
2,65	528,93	2,05	3619	55000							
1,89	740,44	1,58	5152	55000	İRAM İRFM	136 İR 62 / 90 S 4a	176	357			
2,82	496,85	2,35	3453	55000			176	360			
3,42	409,35	2,75	2847	55000							
3,82	366,57	3,82	2549	55000							
1,72	870,80	0,76	5578	44000	İRAM İRFM	120 İR 63 / 90 S 4a	173	204			
							173	208			
2,15	698,55	0,89	4530	44000	İRAM İRFM	120 İR 62 / 90 S 4a	173	203			
2,69	557,41	1,12	3621	44000			173	207			
3,26	459,72	1,35	29,88	44000							
3,49	430,34	1,60	27,91	44000							
4,31	348,39	1,79	2260	44000							
4,64	322,95	2,00	2099	44000							
5,07	295,82	2,23	1921	44000							
5,76	260,30	2,54	1691	44000							
6,49	231,00	2,75	1501	44000							
7,38	203,26	3,12	1320	44000							
1,9	733	0,80	5127	32550	İRAM İRFM	103 İR 72 / 90 S 4a	171	331			
2,1	658	0,87	4638	32550			172	333			
2,3	592	0,95	4235	32550							
2,6	535	1,12	3746	32550							
2,9	485	1,43	3359	32550							
3,2	428	1,64	3044	32550							
3,6	381	1,77	2706	32550							
4,1	340	1,91	2376	32550							
4,5	305	2,10	2165	32550							
5,0	275	2,30	1948	32550							
5,6	248	2,70	1739	32550							
5,9	239	2,70	1676	32550	İRAM İRFM	102 İR 72 / 90 S 4a	171	321			
6,6	211	3,00	1498	32550			172	323			
3,2	725	1,05	3043	23500	İRAM İRFM	93 İR 62 / 90 S 4a	169	190			
3,5	648	1,14	2782	23500			170	191			
3,8	538	1,25	2563	23500							
4,2	527	1,36	2319	23500							





P ₁	n ₂	i	S _f	M ₂	F _{Q1/2}	Tip			
GÜÇ	Çıkış Devri	Tahvil	Servis Faktörü	Çıkış Momenti	Rad. Yük	Type			
Power	Output Speeds	Ratio	Service Factor	Output Torque	Over Loads	Typ			
Leistung	Abtriebswelle Drehzahlen	Übersetzung	Betriebsfaktor	Abtriebswelle Drehmomente	Querkräfte				
[kW] Hp	[r.p.m]			[Nm]	[N]			kg	
1,1	4,4	315	1,16	2247	23000	İRAM	92 İR 62 / 90 S 4a	169	184
	5	278	1,32	1977	23000				
1,5	5,7	247	1,48	1734	23000	İRFM		170	185
	6,3	221	1,66	1569	23000				
	5,3	261	0,80	1837	16900	İRAM	82 İR 63 / 90 S 4a	167	30
	5,8	240	0,96	1679	16900				
	6,4	218	1,02	1522	16900				
	7,7	181	1,15	1265	16900				
	2,7	256,048	1,17	3716	32550	İRAM	103 / 100 L 8b	149	307
	3,1	225,112	1,28	3236	32550				
	3,4	207,689	1,39	2951	32550				
	3,8	184,584	1,55	2640	32550				
	4,2	165,496	1,75	2389	32550				
	5	140,701	2,10	2006	32550				
	3	293,46	0,85	3344	23500	İRAM	93 / 90 L 6b	146	170
	3,3	273,73	0,90	3040	23500				
	3,7	240,50	1,00	2711	23000				
	4,2	213,60	1,17	2389	23000				
	4,8	293,46	1,33	2090	23500	İRAM	93 / 90 S 4a	146	168
	5,1	273,73	1,42	1967	23500				
	5,8	240,50	1,60	1730	23500				
	6,5	213,60	1,82	1543	23000				
	7,3	191,38	2,00	1374	23000				
	8,1	172,72	2,30	1239	23000				
	8,9	156,82	2,50	1127	23000				
	11	131,17	3,00	946	22900				
	12	120,68	3,20	865	22900				
	13	110,02	3,50	790	22900				
	6,3	221,16	0,93	1592	16900	İRAM	83 / 90 S 4a	143	84
	6,7	208,58	1,06	1497	16900				
	7,5	186,71	1,10	1338	16900				
	8,3	168,34	1,20	1209	16750				
	9,1	152,68	1,30	1102	16750				
	10	139,19	1,45	1003	16750				
	11	127,44	1,60	912	16750				
	12	117,12	1,75	836	16600				
	14	103,03	1,95	743	16600				
	15	91,85	2,20	669	16600				
	17	82,47	2,50	590	16500				
	19	74,47	2,80	528	16500				
	21	66,18	3,10	478	16500				
	24	59,39	3,50	418	16500				
	26	53,54	3,80	386	16400				
29	48,44	4,30	349	16400					
	11	133,53	0,90	956	10500	İRAM	73 / C80 M 4	140	42
	14	103,60	1,13	744	10500				
	15	91,36	1,44	648	10500				
	17	81,25	1,63	591	10500				
	19	72,76	1,72	528	10500				
	21	65,52	1,80	478	10500				
24	59,41	1,97	418	10500					





P ₁	n ₂	i	S _f	M ₂	F _{Q1/2}	Tip		
GÜÇ	Çıkış Devri	Tahvil	Servis Faktörü	Çıkış Momenti	Rad. Yük	Tip		
Power	Output Speeds	Ratio	Service Factor	Output Torque	Over Loads	Type		
Leistung	Abtriebswelle Drehzahlen	Übersetzung	Betriebsfaktor	Abtriebswelle Drehmomente	Querkräfte	Typ		
[kW] Hp	[r.p.m]			[Nm]	[N]			kg
1,1	27	52,47	2,26	372	10500	İRAM	140	42
	30	46,63	2,52	335	10500			
1,5	45	31,16	2,80	223	10500	İRFM 73 / C80 M 4	141	45
	11	133,53	0,90	956	10500	İRAM	140	45
	14	103,60	1,13	744	10500			
	16	91,36	1,44	648	10500	İRFM 73 / 90 S 4a	141	48
	17	81,25	1,63	591	10500			
	19	72,76	1,72	528	10500	İRAFAM	142	51
	21	65,52	1,80	478	10500			
	24	59,41	1,97	418	10500			
	27	52,47	2,26	372	10500			
	30	46,63	2,52	335	10500			
	16	88,933	0,80	627	9250	İRAM	137	45
	18	78,425	0,90	558	9100			
	20	69,746	1,04	502	9100	İRFM 731 / 90 S 4a	138	48
	22	62,455	1,17	456	9050			
	25	55,543	1,31	402	9000	İRAFAM	139	51
	28	49,737	1,44	359	9000			
	31	44,791	1,61	324	8950			
	35	39,887	2,20	287	8950			
	40	35,224	2,40	251	8900			
	45	31,308	2,60	223	8900			
	50	27,971	2,90	201	8800			
	56	25,095	3,20	179	8800			
	62	22,590	3,50	162	8700			
	44	31,622	2,30	232	8900	İRAM	137	42
	50	28,055	2,60	204	8800			
						İRFM 721 / C80 M 4	138	45
						İRAFAM	139	48
	58	24,254	3,00	176	8800	İRAM	137	43
						İRFM 721 / 90 S 4a	138	46
						İRAFAM	139	49
	15	96,27	0,59	692	6500	İRAM	134	26
	17	81,33	0,82	591	6500			
	20	70,97	0,87	502	6500	İRFM 63 / C80 M 4	135	26
	23	61,03	0,93	436	6500			
	27	51,65	1,27	372	6500	İRAFAM	136	28
	30	46,79	1,40	335	6500			
	33	42,55	1,55	304	6500			
	40	35,74	1,85	251	6500			
	47	29,85	2,20	214	6500			
	55	25,16	2,60	183	6500			
	65	21,50	3,00	154	6500			
	15	96,27	0,59	692	6500	İRAM	131	26
	17	81,33	0,82	591	6500			
	20	70,97	0,87	502	6500	İRFM 631 / C80 M 4	132	26
	23	61,03	0,93	436	6500			
	27	51,65	1,27	372	6500	İRAFAM	133	28
	30	46,79	1,40	335	6500			
	33	42,55	1,55	304	6500			
	40	35,74	1,85	251	6500			



P ₁	n ₂	i	S _f	M ₂	F _{Q1/2}	Tip			
GÜÇ	Çıkış Devri	Tahvil	Servis Faktörü	Çıkış Momenti	Rad. Yük	Tip			
Power	Output Speeds	Ratio	Service Factor	Output Torque	Over Loads	Type			
Leistung	Abtriebswelle Drehzahlen	Übersetzung	Betriebsfaktor	Abtriebswelle Drehmomente	Querkräfte	Typ			
[kW] Hp	[r.p.m.]			[Nm]	[N]			kg	
1,1	47	29,85	2,20	214	6500	İRAM İRFM 631 / C80 M 4 İRAFM		131	26
	55	25,16	2,60	183	6500			132	26
1,5	65	21,50	3,00	154	6500			133	28
	20	70,97	0,87	502	6500				
	23	61,03	0,93	436	6500				
	27	51,65	1,27	372	6500				
	30	46,79	1,40	335	6500				
	33	42,55	1,55	304	6500	İRAM İRFM 63 / 90 S 4a İRAFM		134	29
	40	35,74	1,85	251	6500			135	29
	47	29,85	2,20	214	6500			136	31
	55	25,16	2,60	183	6500				
	65	21,50	3,00	154	6500				
	68	20,53	3,20	148	6500				
	77	18,18	3,60	130	6500				
	20	70,97	0,87	502	6500				
	23	61,03	0,93	436	6500				
	27	51,65	1,27	372	6500				
	30	46,79	1,40	335	6500				
	33	42,55	1,55	304	6500	İRAM İRFM 631 / 90 S 4a İRAFM		131	29
	40	35,74	1,85	251	6500			132	29
	47	29,85	2,20	214	6500			133	31
	55	25,16	2,60	183	6500				
	65	21,50	3,00	154	6500				
	68	20,53	3,20	148	6500				
	77	18,18	3,60	130	6500				
	104	13,47	4,20	98	6300	İRAM İRFM 62 / 90 S 4a İRAFM		134	28
								135	28
								136	30
	104	13,47	4,20	98	6300	İRAM İRFM 62 / C80 M 4 İRAFM		134	25
	115	12,20	4,40	89	6300			135	25
	165	8,51	5,20	62	6300			136	27
	195	7,10	5,80	52	6300				
	104	13,47	4,20	98	6300	İRAM İRFM 621 / 90 S 4a İRAFM		131	28
								132	28
								133	30
	104	13,47	4,20	98	6300	İRAM İRFM 621 / C80 M 4 İRAFM		131	25
	115	12,20	4,40	89	6300			132	25
	165	8,51	5,20	62	6300			133	27
	195	7,10	5,80	52	6300				
	45	31,33	0,84	223	3400	İRAM İRFM 53 / 90 S 4a İRAFM			
	50	28,21	0,95	201	3300				
	55	25,46	1,00	182	3300			128	24
	61	23,02	1,11	164	3250			129	24
	64	21,88	1,12	157	3250			130	26
	71	19,69	1,24	141	3200				
	79	17,77	1,38	127	3100				
	87	16,07	1,55	115	3050				
	82	17,18	1,18	124	3050	İRAM İRFM 52 / C80 M 4 İRAFM		128	22
	93	15,05	1,45	110	3050			129	22
								130	24





P ₁	n ₂	i	S _f	M ₂	F _{Q1/2}	Tip		
GÜÇ	Çıkış Devri	Tahvil	Servis Faktörü	Çıkış Momenti	Rad. Yük	Tip		
Power	Output Speeds	Ratio	Service Factor	Output Torque	Over Loads	Type		
Leistung	Abtriebswelle Drehzahlen	Übersetzung	Betriebsfaktor	Abtriebswelle Drehmomente	Querkräfte	Typ		
[kW] Hp	[r.p.m]			[Nm]	[N]			kg
1,1 1,5	105	13,29	1,61	97	3000			
	119	11,81	1,81	86	3000			
	133	10,55	2,00	77	3000			
	148	9,47	2,15	69	2900			
	158	8,88	2,30	64	2800			
	176	7,97	2,40	58	2650	İRAM İRFM 52 / 90 S 4a	128	22
	195	7,17	2,50	52	2600		129	22
	216	6,47	2,60	47	2600		130	24
	241	5,82	2,70	42	2550			
	267	5,25	2,80	38	2500			
	279	5,03	2,90	37	2500			
	310	4,51	3,20	33	2450			
	345	4,06	3,40	30	2400			
	382	3,66	3,60	27	2400			
	96	14,604	0,77	105	1200	İRAM İRFM 43 / 90 S 4a	125	23
	99	14,087	0,82	101	1180		126	24
	108	12,995	0,86	93	1150		127	24
	121	11,581	0,98	83	1100			
182	7,673	0,86	56	1050				
204	6,872	1,25	50	1030				
230	6,080	1,40	44	1000				
253	5,538	1,50	40	1000				
259	5,398	1,55	39	960	İRAM İRFM 42 / 90 S 4a	125	23	
286	4,900	1,65	36	930		126	24	
291	4,803	1,75	35	890		127	24	
322	4,350	1,85	32	860				
327	4,280	1,95	31	830				
362	3,780	2,10	28	800				
406	3,449	2,30	25	770				
1,5 2	0,93	1509,47	0,80	14063		73000		
	1,09	1289,59	0,95	11999	73000			
	1,45	963,50	1,20	9020	73000	İRAM İRFM 151 İR 63 / 90 L 4a	179	499
	1,73	808,20	1,55	7676	73000		179	497
	2,10	665,88	1,83	6323	73000			
	2,45	571,65	2,17	5420	73000			
	2,86	489,45	2,87	4643	73000			
	1,57	890,44	0,85	8330	55000		İRAM İRFM 136 İR 63 / 90 L 4a	176
	1,78	788,24	1,00	7348	55000	176		347
	2,65	528,93	1,50	4935	55000			
	1,89	740,44	1,15	7026	55000			
	2,82	496,85	1,75	4709	55000	İRAM İRFM 136 İR 62 / 90 L 4a	176	359
	3,42	409,35	2,00	3883	55000		176	346
	3,97	352,45	2,40	3345	55000			
	5,17	271,03	3,03	2569	55000			
	2,60	576,02	0,75	5032	44000		İRAM İRFM 120 İR 63 / 90 L 4a	173
						173		210
	2,69	557,41	0,88	4938	44000	İRAM İRFM 120 İR 62 / 90 L 4a	173	205
	3,26	459,72	0,99	4074	44000		173	209
	3,49	430,34	1,17	3806	44000			
	4,31	348,39	1,31	3082	44000			





P ₁	n ₂	i	S _f	M ₂	F _{Q1/2}	Tip			
GÜÇ	Çıkış Devri	Tahvil	Servis Faktörü	Çıkış Momenti	Rad. Yük	Tip			
Power	Output Speeds	Ratio	Service Factor	Output Torque	Over Loads	Type			
Leistung	Abtriebswelle Drehzahlen	Übersetzung	Betriebsfaktor	Abtriebswelle Drehmomente	Querkräfte	Typ			
[kW] Hp	[r.p.m]			[Nm]	[N]				kg
1,5	5,07	295,82	1,63	2620	44000	İRAM	120 İR 62 / 90 L 4a	173	205
	6,18	242,82	1,92	2149	44000				
2	7,36	203,88	2,29	1805	44000	İRFM		173	209
	8,58	174,87	2,67	1548	44000				
	2,6	535	0,82	5109	31000	İRAM	103 İR 72 / 90 L 4a	171	333
	2,9	485	1,05	4580	31000				
	3,2	428	1,20	4151	31000				
	3,6	381	1,30	3690	31000				
	4,1	340	1,40	2140	31000				
	4,5	305	1,55	2952	31000				
	5,0	275	1,70	2656	31000				
	5,6	248	2,00	2372	31000				
	5,9	239	2,00	2286	31000	İRAM	102 İR 72 / 90 L 4a	171	323
	6,6	211	2,20	2043	31000				
	7,4	188	2,40	1822	31000				
	8,0	168	2,70	1686	31000				
	3,8	364	0,92	3495	23100	İRAM	93 İR 62 / 90 L 4a	169	181
	4,2	334	1,00	3162	23100				
	4,4	315	0,85	3064	22700	İRAM	92 İR 62 / 90 L 4a	169	186
	5	278	0,97	2696	22700				
	5,7	247	1,08	2365	22700				
	6,3	221	1,22	2140	22700				
	2,7	256,048	0,86	5067	31000	İRAM	103 / 112 M 8a	149	315
	3,1	225,112	0,94	4413	31000				
	3,4	207,689	1,02	4024	31000				
	3,8	184,584	1,14	3600	31000				
	4,2	165,496	1,28	3257	31000				
	5	140,701	1,55	2736	31000				
	3,5	256,048	1,09	3909	31000	İRAM	103 / 100 L 6a	149	306
	4	225,112	1,19	3420	31000				
	4,3	207,689	1,31	3181	31000				
	4,9	184,584	1,47	2792	31000				
	5,4	165,496	1,64	2533	31000				
	6,4	140,701	2,00	2138	31000				
	7,1	126,151	2,20	1927	31000				
	4,8	293,46	0,97	2850	23100	İRAM	93 / 90 L 4a	146	170
	5,1	273,73	1,04	2682	23100				
	5,8	240,50	1,17	2359	23100				
	6,5	213,60	1,34	2105	22800				
	7,3	191,38	1,50	1874	22800				
	8,1	172,72	1,65	1689	22800				
	8,9	156,82	1,82	1537	22800				
	11	131,17	2,18	1291	22700				
	12	120,68	2,35	1179	22700				
	13	110,02	2,60	1077	22700				
	14	96,96	2,93	950	22700				
16	86,16	3,30	844	22700					
	8,3	168,34	0,88	1648	16700	İRAM	83 / 90 L 4a	143	86
	9,1	152,68	0,95	1503	16700				
	10	139,19	1,06	1368	16700				



P ₁	n ₂	i	S _f	M ₂	F _{Q1/2}	Tip		
GÜÇ	Çıkış Devri	Tahvil	Servis Faktörü	Çıkış Momenti	Rad. Yük	Tip		
Power	Output Speeds	Ratio	Service Factor	Output Torque	Over Loads	Type		
Leistung	Abtriebswelle Drehzahlen	Übersetzung	Betriebsfaktor	Abtriebswelle Drehmomente	Querkräfte	Typ		
[kW] Hp	[r.p.m.]			[Nm]	[N]			kg
1,5 2	11	127,44	1,17	1244	16500			
	12	117,12	1,28	1140	16500			
	14	103,03	1,43	1013	16300			
	15	91,85	1,60	912	16300			
	17	82,47	1,83	805	16300			
	19	74,47	2,00	720	16300	İRAM	143	86
	21	66,18	2,20	651	16250	İRFM 83 / 90 L 4a	144	85
	24	59,39	2,50	570	16250	İRAFM	145	92
	26	53,54	2,80	526	16250			
	29	48,44	3,10	472	16200			
	31	45,93	3,20	441	16200			
	35	41,22	3,60	391	16200			
	39	37,16	4,00	351	16200			
		16	91,36	1,06	883	10000		
	17	81,25	1,19	805	10000			
	19	72,76	1,26	720	10000			
	21	65,52	1,32	652	10000			
	24	59,41	1,45	570	10000			
	27	52,47	1,66	507	10000	İRAM	140	47
	30	46,63	1,85	456	10000	İRFM 73 / 90 L 4a	141	50
	34	41,66	2,05	403	10000	İRAFM	142	53
	38	37,38	2,30	360	10000			
	45	31,16	2,60	304	10000			
	50	27,84	2,99	274	10000			
	55	24,97	3,10	249	10000			
	62	22,48	3,63	221	10000			
	22	62,455	0,86	622	8950			
	25	55,543	0,96	548	8900			
	28	49,737	1,06	489	8900			
	31	44,791	1,18	442	8850	İRAM	137	47
	35	39,887	1,61	391	8850	İRFM 731 / 90 L 4a	138	50
	40	35,224	1,76	342	8800	İRAFM	139	53
	45	31,308	1,90	304	8800			
	50	27,971	2,10	274	8700			
	56	25,095	2,30	244	8700			
	62	22,590	2,50	221	8600			
	58	24,254	2,20	240	8700	İRAM	137	45
	65	21,388	2,50	214	8600	İRFM 721 / 90 L 4a	138	48
						İRAFM	139	51
	27	51,65	0,94	507	5400			
	30	46,79	1,02	456	5400			
	33	42,55	1,13	415	5400			
	40	35,74	1,35	342	5400			
	47	29,85	1,61	291	5400	İRAM	134	31
	55	25,16	1,90	249	5400	İRFM 63 / 90 L 4a	135	32
	65	21,50	2,20	211	5400	İRAFM	136	33
	68	20,53	2,30	201	5400			
	77	18,18	2,60	178	5400			
	87	16,14	2,90	157	5400			
	98	14,34	3,30	140	5400			





P ₁	n ₂	i	S _f	M ₂	F _{Q1/2}	Tip		
GÜÇ	Çıkış Devri	Tahvil	Servis Faktörü	Çıkış Momenti	Rad. Yük	Tip		
Power	Output Speeds	Ratio	Service Factor	Output Torque	Over Loads	Type		
Leistung	Abtriebswelle Drehzahlen	Übersetzung	Betriebsfaktor	Abtriebswelle Drehmomente	Querkräfte	Typ		
[kW] Hp	[r.p.m]			[Nm]	[N]			kg
1,5 2	27	51,65	0,94	507	5400			
	30	46,79	1,02	456	5400			
	33	42,55	1,13	415	5400			
	40	35,74	1,35	342	5400			
	47	29,85	1,61	291	5400	İRAM		
	55	25,16	1,90	249	5400	İRFM 631 / 90 L 4a	131	31
	65	21,50	2,20	211	5400	İRAFM	132	32
	68	20,53	2,30	201	5400		133	33
	77	18,18	2,60	178	5400			
	87	16,14	2,90	157	5400			
98	14,34	3,30	140	5400				
	104	13,47	3,10	134	5200			
	115	12,20	3,20	121	5200			
	126	11,10	3,50	110	5200	İRAM		
	140	10,07	3,80	99	5200	İRFM 62 / 90 L 4a	134	30
	150	9,35	3,60	93	5200	İRAFM	135	30
	165	8,51	3,80	84	5200		136	32
	183	7,67	4,00	76	5200			
	197	7,10	4,20	71	5200			
	104	13,47	3,10	134	5200			
	115	12,20	3,20	121	5200			
	126	11,10	3,50	110	5200	İRAM		
	140	10,07	3,80	99	5200	İRFM 621 / 90 L 4a	131	30
	150	9,35	3,60	93	5200	İRAFM	132	30
	165	8,51	3,80	84	5200		133	32
	183	7,67	4,00	76	5200			
	197	7,10	4,20	71	5200			
	64	21,88	0,82	214	2950	İRAM		
	71	19,69	0,91	193	2900	İRFM 53 / 90 L 4a	128	26
	79	17,77	1,00	173	2900	İRAFM	129	26
	87	16,07	1,13	157	2800		130	28
	105	13,29	1,18	132	2750			
	119	11,81	1,33	117	2700			
	133	10,55	1,46	104	2650			
	148	9,47	1,58	94	2600			
	158	8,88	1,72	88	2550			
	176	7,97	1,76	79	2550			
	195	7,17	1,83	71	2550			
	216	6,47	1,96	64	2500	İRAM		
	241	5,82	2,00	58	2400	İRFM 52 / 90 L 4a	128	24
	267	5,25	2,10	52	2350	İRAFM	129	24
	279	5,03	2,15	50	2350		130	26
	310	4,51	2,30	45	2250			
	345	4,06	2,50	40	2200			
	382	3,66	2,70	36	2150			
	423	3,31	2,90	33	2150			
	458	3,05	2,80	30	2150			
	482	2,90	4,10	29	2150			
	544	2,57	4,10	26	2150			
	296	9,47	3,10	47	2350	İRAM		
	315	8,88	3,10	44	2350	İRFM 52 / 90 S 2a	128	22
	351	7,97	3,10	40	2200	İRAFM	129	22
							130	24





P ₁	n ₂	i	S _f	M ₂	F _{Q1/2}				
GÜÇ	Çıkış Devri	Tahvil	Servis Faktörü	Çıkış Momenti	Rad. Yük	Tip			
Power	Output Speeds	Ratio	Service Factor	Output Torque	Over Loads	Type			
Leistung	Abtriebswelle Drehzahlen	Übersetzung	Betriebsfaktor	Abtriebswelle Drehmomente	Querkräfte	Typ			
[kW] Hp	[r.p.m]			[Nm]	[N]			kg	
1,5 2	390	7,17	3,20	36	2200	İRAM İRFM İRAFM	52 / 90 S 2a	128	22
	432	6,47	3,50	32	2150				
	481	5,82	3,50	29	2100				
	533	5,25	3,70	26	2000				
	556	5,03	4,00	25	1900				
	620	4,51	4,40	22	1750				
	204	6,872	0,92	68	1000	İRAM İRFM İRAFM	42 / 90 L 4a	125	25
	230	6,080	1,03	60	970				
	253	5,538	1,10	55	970				
	259	5,398	1,14	54	930				
	286	4,900	1,21	49	900				
	291	4,803	1,28	48	860				
	322	4,350	1,35	43	830				
	327	4,280	1,43	43	800				
362	3,780	1,54	38	770					
406	3,449	1,72	34	750					
2,2 3	1,38	1012,06	0,85	13905	73000	İRAM İRFM	151 İR 73 / 100 L 4a	180	522
	1,90	735,26	1,18	10096	73000				
	2,39	586,63	1,47	8026	73000	İRAM İRFM	151 İR 72 / 100 L 4a	180	520
	2,88	485,57	1,98	6660	73000				
	3,21	436,68	2,20	5976	73000				
	3,90	359,13	2,67	4918	73000				
	4,57	306,48	3,20	4197	73000				
	2,12	660,60	0,84	9048	55000	İRAM İRFM	136 İR 72 / 100 L 4a	177	383
	2,35	594,90	0,95	8163	55000				
	2,81	497,90	1,15	6826	55000				
	3,16	443,28	1,30	6070	55000				
	3,92	357,47	1,60	4893	55000				
	4,77	293,81	1,93	2021	55000				
	6,16	227,14	2,50	3114	55000				
	3,52	425,93	0,76	5534	44000	İRAM İRFM	120 İR 72 / 100 L 4a	174	228
	4,37	342,97	0,93	4458	44000				
	5,21	287,98	1,11	3739	44000				
	6,32	237,20	1,32	3082	44000				
	7,01	213,94	1,57	2779	44000				
	3,2	428	0,82	6088	30700	İRAM İRFM	103 İR 72 / 100 L 4a	171	337
	3,6	381	0,89	5411	30700				
	4,1	340	0,95	4751	30700				
	4,5	305	1,05	4329	30700				
	5,0	275	1,16	3896	30700				
5,6	248	1,36	3479	30700					
5,9	239	1,36	3302	30700	İRAM İRFM	102 İR 72 / 100 L 4a	171	327	
6,6	211	1,50	2952	30700					
7,4	188	1,67	2633	30700					
8,0	168	1,84	2435	30700					
8	85,09	1,84	2401	37110	İRAM İRFM İRBM	120 / 132 S 8b	152	220	
9	75,83	2,07	2140	37400					





P ₁	n ₂	i	S _f	M ₂	F _{Q1/2}	Tip				
GÜÇ	Çıkış Devri	Tahvil	Servis Faktörü	Çıkış Momenti	Rad. Yük	Tip				
Power	Output Speeds	Ratio	Service Factor	Output Torque	Over Loads	Type				
Leistung	Abtriebswelle Drehzahlen	Übersetzung	Betriebsfaktor	Abtriebswelle Drehmomente	Querkräfte	Typ				
[kW] Hp	[r.p.m]			[Nm]	[N]			kg		
2,2	10	90,50	2,22	1966	37880	İRAM	120 / 112 M 6a	152	200	
	12	75,83	2,66	1664	38150			İRFM	152	211
3	14	64,92	3,10	1425	38650	İRBM		153	285	
	15	61,52	3,28	1350	38940					
	3,5	256,048	0,74	5733	30700					
	4	225,112	0,81	5016	30700					
	4,3	207,689	0,89	4666	30700	İRAM	103 / 112 M 6a	149	314	
	4,9	184,584	1,00	4095	30700			İRFM	150	316
	5,4	165,496	1,12	3716	30700	İRAFAM		151	318	
	6,4	140,701	1,36	3135	30700					
	7,1	126,151	1,50	2826	30700					
	5,5	256,048	1,17	3648	30700					
	6,2	225,112	1,27	3236	30700					
	6,7	207,689	1,38	2995	30700					
	7,6	184,584	1,56	2640	30700					
	8,5	165,496	1,74	2361	30700	İRAM	103 / 100 L 4a	149	305	
	10	140,701	2,10	2006	30550			İRFM	150	307
	11	126,151	2,30	1824	30550	İRAFAM		151	309	
	12	113,930	2,60	1672	30550					
	14	103,519	2,80	1433	30550					
	15	94,544	3,10	1338	30550					
	16	86,727	3,30	1254	30550					
	18	77,321	3,70	1115	30400					
	5,8	240,50	0,80	3459	22500					
	6,5	213,60	0,91	3087	22500					
	7,3	191,38	1,02	2749	22500					
	8,1	172,72	1,12	2477	22500					
	8,9	156,82	1,24	2254	22500					
	11	131,17	1,48	1893	22500					
	12	120,68	1,60	1730	22500	İRAM	93 / 100 L 4a	146	174	
	13	110,02	1,77	1580	22500			İRFM	147	175
	14	96,96	2,00	1393	22500	İRAFAM		148	181	
	16	86,16	2,30	1239	22400					
	18	77,10	2,50	1109	22400					
	20	68,65	2,70	984	22400					
	23	60,50	3,00	869	22400					
	26	53,76	3,60	772	22250					
	29	48,11	4,00	692	22250					
	32	43,29	4,50	621	22250					
	11	127,44	0,80	1824	16100					
	12	117,12	0,87	1672	16100					
	14	103,03	0,97	1486	16100					
	15	91,85	1,10	1338	16100					
	17	82,47	1,25	1180	16050	İRAM	83 / 100 L 4a	143	90	
	19	74,47	1,40	1056	16050			İRFM	144	89
	21	66,18	1,55	955	16050	İRAFAM		145	96	
	24	59,39	1,75	836	16000					
	26	53,54	1,90	772	16000					
	29	48,44	2,10	692	16000					
	31	45,93	2,20	647	15900					
	35	41,22	2,50	573	15900					





P ₁	n ₂	i	S _f	M ₂	F _{Q12}	Tip		
GÜÇ	Çıkış Devri	Tahvil	Servis Faktörü	Çıkış Momenti	Rad. Yük	Tip		
Power	Output Speeds	Ratio	Service Factor	Output Torque	Over Loads	Type		
Leistung	Abtriebswelle Drehzahlen	Übersetzung	Betriebsfaktor	Abtriebswelle Drehmomente	Querkräfte	Typ		
[kW] Hp	[r.p.m]			[Nm]	[N]			kg
2,2 3	39	37,16	2,70	514	15850	İRAM İRFM 83 / 100 L 4a İRAFM		143 90
	43	33,62	3,20	467	15800			
	47	30,08	3,50	427	15750			
	52	27,12	3,80	386	15500			
	57	24,54	4,20	352	15300			
	63	22,27	4,60	318	15100			
	17	81,25	0,81	1181	9700	İRAM İRFM 73 / 100 L 4a İRAFM		140 51
	19	72,76	0,86	1057	9700			
	21	65,52	0,90	956	9700			
	24	59,41	0,99	837	9700			
	27	52,47	1,13	744	9700			
	30	46,63	1,26	669	9700			
	34	41,66	1,40	591	9700			
	38	37,38	1,56	528	9700			
	45	31,16	1,77	446	9700			
	50	27,84	1,98	402	9700			
	55	24,97	2,11	365	9700			
	62	22,48	2,47	324	9700			
	70	20,29	2,72	287	9700			
	75	18,35	2,93	268	9700			
	85	16,62	3,20	236	9700			
	95	15,06	3,90	211	9700			
	19	72,76	0,86	1057	9700	İRAM İRFM 73 / C90 L 4 İRAFM		140 49
	21	65,52	0,90	956	9700			
	24	59,41	0,99	837	9700			
	27	52,47	1,13	744	9700			
	30	46,63	1,26	669	9700			
	34	41,66	1,40	591	9700			
	38	37,38	1,56	528	9700			
	45	31,16	1,77	446	9700			
	50	27,84	1,98	402	9700			
	55	24,97	2,11	365	9700			
	62	22,48	2,47	324	9700			
	70	20,29	2,72	287	9700			
	75	18,35	2,93	268	9700			
	85	16,62	3,20	236	9700			
	95	15,06	3,90	211	9700			
	104	13,53	3,70	194	9350	İRAM İRFM 72 / 100 L 4a İRAFM		140 49
	104	13,53	3,70	194	9350	İRAM İRFM 72 / C90 L 4 İRAFM		140 49
	31	44,791	0,80	648	8650	İRAM İRFM 731 / 100 L 4a İRAFM		137 51
	35	39,887	1,10	574	8650			
	40	35,224	1,20	502	8600			
	45	31,308	1,30	446	8600			
	50	27,971	1,45	402	8500			
	56	25,095	1,60	359	8500			
	62	22,590	1,75	324	8400			





P ₁	n ₂	i	S _f	M ₂	F _{Q1/2}	Tip				
GÜÇ	Çıkış Devri	Tahvil	Servis Faktörü	Çıkış Momenti	Rad. Yük	Tip				
Power	Output Speeds	Ratio	Service Factor	Output Torque	Over Loads	Type				
Leistung	Abtriebswelle Drehzahlen	Übersetzung	Betriebsfaktor	Abtriebswelle Drehmomente	Querkräfte	Typ				
[kW] Hp	[r.p.m]			[Nm]	[N]			kg		
2,2 3	58	24,254	1,50	351	8500	İRAM İRFM İRAFM	721 / C90 L 4	137	49	
								138	52	
								139	55	
		65	21,388	1,70	314	8400	İRAM İRFM İRAFM	721 / 100 L 4a	137	49
		74	19,021	1,90	275	8350				
		82	17,033	2,10	249	8300				
		91	15,339	2,30	224	8300				
		102	13,731	2,40	200	8200				
		115	12,126	2,80	177	8200				
		125	11,172	2,90	163	8200				
		142	9,866	3,30	144	8100				
		40	35,74	0,92	502	4550	İRAM İRFM İRAFM	63 / 100 L 4a	184	34
		47	29,85	1,10	427	4550				
		55	25,16	1,30	365	4550				
	65	21,50	1,52	309	4550					
	68	20,53	1,60	295	4550					
	77	18,18	1,80	261	4550					
	87	16,14	2,00	231	4550					
	98	14,34	2,30	205	4550					
	40	35,74	0,92	502	4550	İRAM İRFM İRAFM	631 / 100 L 4a	131	34	
	47	29,85	1,10	427	4550					
	55	25,16	1,30	365	4550					
	65	21,50	1,52	309	4550					
	68	20,53	1,60	295	4550					
	77	18,18	1,80	261	4550					
	87	16,14	2,00	231	4550					
	98	14,34	2,30	205	4550					
	30	46,79	0,70	669	4550	İRAM İRFM İRAFM	63 / C90 L 4	184	32	
	33	42,55	0,77	608	4550					
	40	35,74	0,92	502	4550					
	47	29,85	1,10	427	4550					
	55	25,16	1,30	365	4550					
	65	21,50	1,52	309	4550					
	68	20,53	1,60	295	4550					
	77	18,18	1,80	261	4550					
	87	16,14	2,00	231	4550					
	98	14,34	2,30	205	4550					
	30	46,79	0,70	669	4550	İRAM İRFM İRAFM	631 / C90 L 4	131	32	
	33	42,55	0,77	608	4550					
	40	35,74	0,92	502	4550					
	47	29,85	1,10	427	4550					
	55	25,16	1,30	365	4550					
	65	21,50	1,52	309	4550					
	68	20,53	1,60	295	4550					
	77	18,18	1,80	261	4550					
	87	16,14	2,00	231	4550					
	98	14,34	2,30	205	4550					
	104	13,47	2,10	196	4150	İRAM İRFM İRAFM	62 / 100 L 4a	184	33	
	115	12,20	2,20	177	4150					
	126	11,10	2,40	162	4150					
	140	10,07	2,60	146	4150					





P ₁	n ₂	i	S _f	M ₂	F _{Q12}	Tip		
GÜÇ	Çıkış Devri	Tahvil	Servis Faktörü	Çıkış Momenti	Rad. Yük	Tip		
Power	Output Speeds	Ratio	Service Factor	Output Torque	Over Loads	Type		
Leistung	Abtriebswelle Drehzahlen	Übersetzung	Betriebsfaktor	Abtriebswelle Drehmomente	Querkräfte	Typ		
[kW] Hp	[r.p.m]			[Nm]	[N]			kg
2,2 3	150	9,35	2,50	136	4150	İRAM İRFM 62 / 100 L 4a İRAFM	184	33
	165	8,51	2,60	124	4150			
	183	7,67	2,70	111	4150			
	197	7,10	2,90	103	4150			
	216	6,48	3,00	94	4150			
	234	5,99	3,20	87	4150			
	104	13,47	2,10	196	4150	İRAM İRFM 621 / 100 L 4a İRAFM	131	33
	115	12,20	2,20	177	4150			
	126	11,10	2,40	162	4150			
	140	10,07	2,60	146	4150			
	150	9,35	2,50	136	4150			
	165	8,51	2,60	124	4150			
	183	7,67	2,70	111	4150			
	197	7,10	2,90	103	4150			
	216	6,48	3,00	94	4150			
	234	5,99	3,20	87	4150			
	104	13,47	2,10	196	4150	İRAM İRFM 62 / C90 L 4 İRAFM	184	31
	115	12,20	2,20	177	4150			
126	11,10	2,40	162	4150				
140	10,07	2,60	146	4150				
150	9,35	2,50	136	4150				
165	8,51	2,60	124	4150				
183	7,67	2,70	111	4150				
197	7,10	2,90	103	4150				
216	6,48	3,00	94	4150				
234	5,99	3,20	87	4150				
104	13,47	2,10	196	4150	İRAM İRFM 621 / C90 L 4 İRAFM	131	31	
115	12,20	2,20	177	4150				
126	11,10	2,40	162	4150				
140	10,07	2,60	146	4150				
150	9,35	2,50	136	4150				
165	8,51	2,60	124	4150				
183	7,67	2,70	111	4150				
197	7,10	2,90	103	4150				
216	6,48	3,00	94	4150				
234	5,99	3,20	87	4150				
105	13,29	0,80	194	2350	İRAM İRFM 52 / C90 L 4 İRAFM	128	28	
119	11,81	0,91	171	2250				
133	10,55	1,00	133	2150	İRAM İRFM 52 / 100 L 4a İRAFM	128	28	
148	9,47	1,08	138	2100				
158	8,88	1,17	129	2100				
176	7,97	1,20	116	2100				
195	7,17	1,25	105	2100				
216	6,47	1,33	94	2050				
241	5,82	1,36	85	2050				
267	5,25	1,43	76	2050				
279	5,03	1,46	73	2050				
310	4,51	1,60	66	2050				
345	4,06	1,73	59	2000				
382	3,66	1,84	53	2000				





P ₁	n ₂	i	S _f	M ₂	F _{Q12}	Tip				
GÜÇ	Çıkış Devri	Tahvil	Servis Faktörü	Çıkış Momenti	Rad. Yük	Tip				
Power	Output Speeds	Ratio	Service Factor	Output Torque	Over Loads	Type				
Leistung	Abtriebswelle Drehzahlen	Übersetzung	Betriebsfaktor	Abtriebswelle Drehmomente	Querkräfte	Typ				
[kW] Hp	[r.p.m]			[Nm]	[N]			kg		
2,2 3	423	3,31	1,97	48	2000	İRAM İRFM İRAFM	52 / 100 L 4a	128	28	
	458	3,05	1,95	45	2000			129	28	
	482	2,90	2,00	42	2000			130	30	
	544	2,57	2,20	37	2000					
		265	10,55	2,00	77	2050				
		296	9,47	2,10	69	2050				
		315	8,88	2,10	65	2000				
		351	7,97	2,10	58	1950				
		390	7,17	2,20	52	1900				
		432	6,47	2,30	47	1850	İRAM İRFM İRAFM	52 / 90 L 2a	128	24
		481	5,82	2,30	42	1850			129	24
		533	5,25	2,50	38	1800			130	26
		556	5,03	2,70	37	1800				
		620	4,51	3,00	33	1700				
	689	4,06	3,10	30	1600					
	763	3,66	3,30	27	1550					
	844	3,31	3,50	24	1500					
3 4	1,73	807,34	0,78	15355	73000					
	1,87	747,36	0,86	14206	73000					
	2,39	586,53	1,08	11115	73000					
	2,88	485,49	1,47	9224	73000	İRAM İRFM	151 İR 72 / 100 L 4b	180	523	
	3,47	403,65	1,53	7656	73000			180	525	
	3,72	376,84	1,91	7141	73000					
	5,02	278,72	2,55	5292	73000					
	5,73	244,45	2,97	4636	73000					
		2,81	498,44	0,87	9312	55000				
		3,16	443,28	0,97	8280	55000				
		3,92	357,47	1,21	6675	55000	İRAM İRFM	136 İR 72 / 100 L 4b	177	386
		5,02	279,03	1,52	5212	55000			177	379
		5,64	248,15	1,70	4639	55000				
		6,74	207,73	2,13	3882	55000				
		7,94	176,28	2,50	3236	55000				
		4,88	307,24	0,74	5444	44000				
		5,54	270,52	0,85	4795	44000	İRAM İRFM	120 İR 72 / 100 L 4b	174	231
		6,32	237,20	0,96	4203	44000			174	236
		7,01	213,94	1,15	3790	44000				
		9,30	161,24	1,42	2856	44000				
		5	275	0,87	5313	30000	İRAM İRFM	103 İR 72 / 100 L 4b	171	340
		5,6	248	1,02	4744	30000			172	342
		5,9	239	1,02	4571	30000				
		6,6	211	1,12	4086	30000	İRAM İRFM	102 İR 72 / 100 L 4b	171	330
		7,4	188	1,25	3644	30000			172	332
		8,0	168	1,38	3371	30000				
		6,5	104,62	2,00	4027	45210	İRAM İRFM İRBM	136 / 132 M 8a	154	357
		7	95,48	2,20	3675	46490			154	360
	8	87,60	2,40	3372	47200	155			459	
	9,5	72,00	1,60	2771	34140	İRAM İRFM İRBM	120 / 132 M 8a	152	209	
	11,5	60,77	1,90	2339	34600			152	220	
								153	294	





P ₁	n ₂	i	S _f	M ₂	F _{Q1/2}	Tip			
GÜÇ	Çıkış Devri	Tahvil	Servis Faktörü	Çıkış Momenti	Rad. Yük	Tip			
Power	Output Speeds	Ratio	Service Factor	Output Torque	Over Loads	Type			
Leistung	Abtriebswelle Drehzahlen	Übersetzung	Betriebsfaktor	Abtriebswelle Drehmomente	Querkräfte	Typ			
[kW] Hp	[r.p.m.]			[Nm]	[N]			kg	
3	12,5	72,00	2,06	2155	34710	İRAM	120 / 132 S 6a	152	204
	13	69,04	2,15	2066	34960			İRFM	152
4	14	64,92	2,28	1944	35330	İRBM		153	289
	15	60,77	2,44	1819	35870				
	5,5	256,048	0,86	4975	30000				
	6,2	225,112	0,93	4413	30000				
	6,7	207,689	1,00	4084	30000				
	7,6	184,584	1,14	3600	29700				
	8,5	165,496	1,28	3219	29700				
	10	140,701	1,54	2736	29700	İRAM	103 / 100 L 4b	149	308
	11	126,151	1,69	2487	29700			İRFM	150
	12	113,930	1,91	2280	29700	İRAFM		151	312
	14	103,519	2,10	1954	29700				
	15	94,544	2,30	1824	29450				
	16	86,727	2,40	1710	29450				
	18	77,321	2,70	1521	29450				
	20	68,283	3,10	1369	29450				
	23	60,691	3,50	1190	29300				
	8,9	156,82	0,91	3074	22000				
	11	131,17	1,09	2581	22000				
	12	120,68	1,17	2359	22000				
	13	110,02	1,30	2154	22000				
	14	96,96	1,46	1900	22000				
	16	86,16	1,65	1689	21750				
	18	77,10	1,83	1512	21750	İRAM	93 / 100 L 4b	146	177
	20	68,65	1,98	1341	21750			İRFM	147
	23	60,50	2,20	1184	21750	İRAFM		148	184
	26	53,76	2,70	1052	21750				
	29	48,11	3,90	943	21750				
	32	43,29	3,30	847	21500				
	36	39,13	3,60	766	21500				
	39	35,52	4,00	694	21500				
	43	32,34	4,40	633	21500				
	17	82,47	0,92	1609	15900				
	19	74,47	1,03	1440	15800				
	21	66,18	1,14	1303	15700				
	24	59,39	1,31	1140	15700				
	26	53,54	1,39	1052	15700				
	29	48,44	1,57	943	15700				
	31	45,93	1,60	883	15500				
	35	41,22	1,80	782	15500	İRAM	83 / 100 L 4b	143	93
	39	37,16	2,00	702	15500			İRFM	144
	43	33,62	2,30	636	15400	İRAFM		145	99
	47	30,08	2,50	582	15400				
	52	27,12	2,80	526	15300				
	57	24,54	3,10	480	15100				
	63	22,27	3,40	434	14900				
	69	20,26	3,70	397	14500				
	76	18,47	4,00	360	14250				
	83	16,86	4,20	330	14150				
	91	15,41	4,30	301	14100				





P ₁	n ₂	i	S _f	M ₂	F _{Q1/2}	Tip		
GÜÇ	Çıkış Devri	Tahvil	Servis Faktörü	Çıkış Momenti	Rad. Yük	Tip		
Power	Output Speeds	Ratio	Service Factor	Output Torque	Over Loads	Type		
Leistung	Abtriebswelle Drehzahlen	Übersetzung	Betriebsfaktor	Abtriebswelle Drehmomente	Querkräfte	Typ		
[kW] Hp	[r.p.m.]			[Nm]	[N]			kg
3	94	14,89	4,40	296	14050	İRAM	143	89
	106	13,23	4,80	262	14000			
4	118	11,87	5,00	236	14000	İRFM 82 / 100 L 4b	144	88
	27	52,47	0,83	1014	9500	İRAM	140	54
	30	46,63	0,92	913	9500			
	34	41,66	1,02	805	9500			
	38	37,38	1,15	720	9500			
	45	31,16	1,30	608	9500			
	50	27,84	1,45	548	9500			
	55	24,97	1,55	498	9500			
	62	22,48	1,81	442	9500			
	70	20,29	2,00	291	9500			
	75	18,35	2,15	365	9500			
	85	16,62	2,35	322	9500			
	95	15,06	2,80	288	9500			
	104	13,53	2,72	269	8800	İRAM	140	52
	117	12,02	2,78	239	8800			
	130	10,74	3,20	214	8800			
	150	9,33	3,40	185	8800			
	168	8,33	3,64	165	8800			
	35	39,887	0,80	782	8450	İRAM	137	54
	40	35,224	0,88	684	8400			
	45	31,308	0,95	608	8400			
	50	27,971	1,06	548	8300			
	56	25,095	1,17	489	8300			
	62	22,590	1,28	442	8200			
	65	21,388	1,25	428	8200	İRAM	137	52
	74	19,021	1,39	376	8150			
	82	17,033	1,55	339	8100			
	91	15,339	1,70	305	8100			
	102	13,731	1,75	273	8000			
	115	12,126	2,10	242	8000			
	125	11,172	2,10	222	8000			
	142	9,866	2,40	196	7900			
	160	8,769	2,50	174	7900			
	179	7,834	2,60	155	7900			
	199	7,029	2,80	140	7800			
	221	6,327	3,20	126	7800			
	47	29,85	0,81	583	4300	İRAM	134	37
	55	25,16	0,95	498	4300			
	65	21,50	1,11	421	4300			
	68	20,53	1,17	403	4300			
	77	18,18	1,32	356	4300			
	87	16,14	1,47	315	4300			
	98	14,34	1,68	279	4300			
	47	29,85	0,81	583	4300	İRAM	131	37
	55	25,16	0,95	498	4300			
	65	21,50	1,11	421	4300			
	68	20,53	1,17	403	4300			
	77	18,18	1,32	356	4300			
	87	16,14	1,47	315	4300			
	98	14,34	1,68	279	4300			



P ₁	n ₂	i	S _f	M ₂	F _{Q1/2}	Tip		
GÜÇ	Çıkış Devri	Tahvil	Servis Faktörü	Çıkış Momenti	Rad. Yük	Type		
Power	Output Speeds	Ratio	Service Factor	Output Torque	Over Loads	Typ		
Leistung	Abtriebswelle Drehzahlen	Übersetzung	Betriebsfaktor	Abtriebswelle Drehmomente	Querkräfte			
[kW] Hp	[r.p.m]			[Nm]	[N]			kg
3	104	13,47	1,54	267	3750			
	115	12,20	1,61	242	3750			
4	126	11,10	1,75	221	3750			
	140	10,07	1,90	199	3750			
	150	9,35	1,80	185	3750			
	165	8,51	1,90	168	3750			
	183	7,67	2,00	152	3750			
	197	7,10	2,10	141	3750			
	216	6,48	2,20	129	3750			
	234	5,99	2,30	119	3750	İRAM İRFM 62 / 100 L 4b İRAFM	134	36
	245	5,72	3,90	113	3750		135	36
	263	5,32	3,90	106	3750		136	40
	277	5,06	4,20	100	3750			
	312	4,49	4,50	89	3750			
	351	3,99	4,80	79	3750			
	377	3,71	3,50	74	3750			
	426	3,28	3,60	65	3750			
	480	2,91	3,70	58	3750			
	540	2,59	3,70	51	3750			
	573	2,44	3,70	49	3750			
	104	13,47	1,54	267	3750			
	115	12,20	1,61	242	3750			
	126	11,10	1,75	221	3750			
	140	10,07	1,90	199	3750			
	150	9,35	1,80	185	3750			
	165	8,51	1,90	168	3750			
	183	7,67	2,00	152	3750			
	197	7,10	2,10	141	3750			
	216	6,48	2,20	129	3750			
	234	5,99	2,30	119	3750	İRAM İRFM 621 / 100 L 4b İRAFM	131	36
	245	5,72	3,90	113	3750		132	36
	263	5,32	3,90	106	3750		133	40
	277	5,06	4,20	100	3750			
	312	4,49	4,50	89	3750			
	351	3,99	4,80	79	3750			
	377	3,71	3,50	74	3750			
	426	3,28	3,60	65	3750			
	480	2,91	3,70	58	3750			
	540	2,59	3,70	51	3750			
	573	2,44	3,70	49	3750			
	158	8,88	0,86	176	1950			
	176	7,97	0,88	158	1900			
	195	7,17	0,91	143	1850			
	216	6,47	0,98	129	1850			
	241	5,82	1,00	115	1850	İRAM İRFM 52 / 100 L 4b İRAFM	128	31
	267	5,25	1,05	104	1800		129	31
	279	5,03	1,07	100	1800		130	33
	310	4,51	1,17	90	1750			
	345	4,06	1,27	81	1750			
	382	3,66	1,35	73	1750			
	423	3,31	1,45	66	1750			





P ₁	n ₂	i	S _f	M ₂	F _{Q1/2}	Tip				
GÜÇ	Çıkış Devri	Tahvil	Servis Faktörü	Çıkış Momenti	Rad. Yük	Tip				
Power	Output Speeds	Ratio	Service Factor	Output Torque	Over Loads	Type				
Leistung	Abtriebswelle Drehzahlen	Übersetzung	Betriebsfaktor	Abtriebswelle Drehmomente	Querkräfte	Typ				
[kW] Hp	[r.p.m]			[Nm]	[N]			kg		
3 4	458	3,05	1,43	61	1750	İRAM İRFM İRAFM	52 / 100 L 4b	128	31	
	482	2,90	1,50	58	1750			129	31	
	544	2,57	1,61	51	1750			130	33	
		265	10,55	1,46	105	1750	İRAM İRFM İRAFM	52 / 100 L 2a	128	28
		296	9,47	1,60	94	1700				
		315	8,88	1,56	88	1700				
		351	7,97	1,54	79	1650				
		390	7,17	1,63	71	1600				
		432	6,47	1,74	64	1600				
		481	5,82	1,74	58	1550				
		533	5,25	1,85	52	1550				
		556	5,03	2,00	50	1500				
		620	4,51	2,20	45	1500				
		689	4,06	2,30	40	1400				
	763	3,66	2,50	36	1400					
	844	3,31	2,60	33	1350					
4 5,5	2,40	590,59	0,79	14758	70000	İRAM İRFM				
	2,95	479,79	1,11	12007	70000		181	576		
	3,28	431,48	1,25	10799	70000					
	3,98	355,15	1,48	8899	70000					
	4,83	292,73	1,83	7333	70000					
	5,79	244,27	2,18	6117	70000					
	7,02	201,67	2,60	5046	70000					
		3,88	364,57	0,89	9129		55000	İRAM İRFM	136 İR 82 / 112 M 4b	178
		4,36	324,22	1,00	8124	55000	178			425
		4,87	290,31	1,14	7273	55000				
		5,71	247,96	1,32	6203	55000				
		6,91	204,71	1,56	5126	55000				
		8,30	170,39	1,78	4267	55000				
		8,61	164,35	1,99	4114	55000				
		7,04	213,14	0,80	5031	44000	İRAM İRFM			120 İR 82 / 112 M 4b
		7,67	195,61	0,88	4618	44000		175	285	
		8,30	180,63	0,95	4267	44000				
		9,07	165,36	1,07	3905	44000				
		7,7	90,364	2,60	4741	72000	İRAM İRFM İRBM	151 / 160 M 8a	156	509
									156	516
									157	656
		6,5	104,62	1,50	5370	41900	İRAM İRFM İRBM	136 / 160 M 8a	154	417
		7	95,48	1,65	4900	42500			154	420
		8	87,60	1,80	4496	43250			155	519
		8,5	80,73	1,95	4143	43800				
		9	104,62	1,92	4176	44100	İRAM İRFM İRBM	136 / 132 M 6a	154	362
		9,5	95,48	2,12	3811	45700			154	365
		10	87,60	2,31	3497	46290			155	464
		11	80,73	2,50	3222	47000				
		9	73,86	1,17	3790	29870	İRAM İRFM İRBM	120 / 160 M 8a	152	266
		10	69,04	1,26	3543	30130			152	277
		11,5	60,77	1,43	3118	30410			153	351





P ₁	n ₂	i	S _f	M ₂	F _{Q12}	Tip			
GÜÇ	Çıkış Devri	Tahvil	Servis Faktörü	Çıkış Momenti	Rad. Yük	Type			
Power	Output Speeds	Ratio	Service Factor	Output Torque	Over Loads	Typ			
Leistung	Abtriebswelle Drehzahlen	Übersetzung	Betriebsfaktor	Abtriebswelle Drehmomente	Querkräfte				
[kW] Hp	[r.p.m]			[Nm]	[N]			kg	
4	12	73,86	1,51	2950	30500	İRAM İRFM İRBM	120 / 132 M 6a	152	211
	13	69,04	1,62	2755	30890			152	222
5,5	14	64,92	1,72	2592	31240	İRAM İRFM İRBM	120 / 112 M 4b	153	296
	14,5	60,77	1,84	2425	31580			152	196
	15	90,50	1,91	2300	31740	İRAM İRFM İRBM	120 / 112 M 4b	152	207
	18	75,83	2,28	1946	32000			153	281
	20	72,00	2,40	1847	32470	İRAM İRFM İRBM	103 / 112 M 4b	149	315
	23	60,77	2,84	1560	32880			150	317
	25	57,21	3,02	1463	33030	İRAM İRFM İRAFAM	103 / 112 M 4b	151	319
	26	53,95	3,20	1385	33450			151	319
	27	50,98	3,39	1308	33910	İRAM İRFM İRAFAM	93 / 112 M 4b	146	184
	30	47,61	3,63	1221	34200			147	185
	7,6	184,584	0,86	4800	29100	İRAM İRFM İRAFAM	92 / 112 M 4b	148	191
	8,5	165,496	0,96	4292	29100			146	184
	10	140,701	1,16	3648	29100	İRAM İRFM İRAFAM	83 / 112 M 4b	143	100
	11	126,151	1,27	3316	29100			144	99
	12	113,930	1,43	3040	29000	İRAM İRFM İRAFAM	83 / 112 M 4b	145	106
	14	103,519	1,54	2606	29000			145	106
	15	94,544	1,71	2432	29000	İRAM İRFM İRAFAM	92 / 112 M 4b	146	189
	16	86,727	1,82	2280	29000			147	190
	18	77,321	2,00	2028	29000	İRAM İRFM İRAFAM	92 / 112 M 4b	148	196
	20	68,283	2,30	1825	29000			148	196
	23	60,691	2,60	1587	28800	İRAM İRFM İRAFAM	92 / 112 M 4b	146	189
	26	54,223	3,00	1404	28800			147	190
	29	48,648	3,30	1259	28800	İRAM İRFM İRAFAM	92 / 112 M 4b	148	196
	32	43,792	3,70	1141	28800			148	196
	11	131,17	0,81	3442	21200	İRAM İRFM İRAFAM	92 / 112 M 4b	146	184
	12	120,68	0,88	3145	21200			147	185
	13	110,02	0,97	2873	21200	İRAM İRFM İRAFAM	92 / 112 M 4b	148	191
	14	96,96	1,10	2533	21200			148	191
	16	86,16	1,23	2252	21200	İRAM İRFM İRAFAM	92 / 112 M 4b	146	184
	18	77,10	1,37	2016	21000			147	185
	20	68,65	1,48	1788	21000	İRAM İRFM İRAFAM	92 / 112 M 4b	148	191
	23	60,50	1,65	1579	21000			148	191
	26	53,76	1,98	1403	20900	İRAM İRFM İRAFAM	92 / 112 M 4b	146	189
	29	48,11	2,20	1258	20900			147	190
	32	43,29	2,50	1129	20900	İRAM İRFM İRAFAM	92 / 112 M 4b	148	196
	36	39,13	2,70	1022	20800			148	196
	39	35,52	3,00	926	20800	İRAM İRFM İRAFAM	83 / 112 M 4b	143	100
	43	32,34	3,30	844	20700			144	99
	47	29,52	3,60	770	20700	İRAM İRFM İRAFAM	83 / 112 M 4b	145	106
	60	23,38	4,30	618	18000			145	106
	68	20,60	4,50	545	18000	İRAM İRFM İRAFAM	92 / 112 M 4b	146	189
	76	18,31	4,90	488	18000			147	190
	21	66,18	0,85	1737	15400	İRAM İRFM İRAFAM	83 / 112 M 4b	143	100
	24	59,39	0,95	1520	15400			144	99
	26	53,54	1,05	1403	15400	İRAM İRFM İRAFAM	83 / 112 M 4b	145	106
	29	48,44	1,18	1258	15150			145	106
	31	45,93	1,20	1177	15150	İRAM İRFM İRAFAM	83 / 112 M 4b	145	106
	35	41,22	1,35	1042	15150			145	106
	39	37,16	1,50	935	15150	İRAM İRFM İRAFAM	83 / 112 M 4b	145	106
								145	106





P ₁	n ₂	i	S _f	M ₂	F _{Q12}	Tip		
GÜÇ	Çıkış Devri	Tahvil	Servis Faktörü	Çıkış Momenti	Rad. Yük	Tip		
Power	Output Speeds	Ratio	Service Factor	Output Torque	Over Loads	Type		
Leistung	Abtriebswelle Drehzahlen	Übersetzung	Betriebsfaktor	Abtriebswelle Drehmomente	Querkräfte	Typ		
[kW] Hp	[r.p.m]			[Nm]	[N]			kg
4 5,5	43	33,62	1,76	848	15000			
	47	30,08	1,92	776	15000			
	52	27,12	2,10	702	14950			
	57	24,54	2,30	640	14700	İRAM	143	100
	63	22,27	2,50	579	14350	İRFM 83 / 112 M 4b	144	99
	69	20,26	2,80	529	14250	İRAFAM	145	106
	76	18,47	3,00	480	14150			
	83	16,86	3,10	440	13600			
	91	15,41	3,20	401	13600			
	94	14,89	3,30	394	13300			
	106	13,23	3,60	350	13100	İRAM	143	96
	118	11,87	3,80	314	13000	İRFM 82 / 112 M 4b	144	95
	131	10,70	4,20	283	13000	İRAFAM	145	102
	145	9,68	4,60	256	13000			
	37	37,38	0,86	987	9300			
	45	31,16	0,97	811	9300			
	50	27,84	1,08	730	9300			
	55	24,97	1,16	664	9300	İRAM	140	61
	62	22,48	1,36	589	9300	İRFM 73 / 112 M 4b	141	64
	70	20,29	1,50	521	9300	İRAFAM	142	67
	75	18,35	1,61	487	9300			
	85	16,62	1,76	429	9300			
	95	15,06	2,10	384	9300			
		37	37,38	0,86	987	9300		
45		31,16	0,97	811	9300			
50		27,84	1,08	730	9300			
55		24,97	1,16	664	9300	İRAM	140	57
62		22,48	1,36	589	9300	İRFM 73 / C100 L 4	141	60
70		20,29	1,50	521	9300	İRAFAM	142	63
75		18,35	1,61	487	9300			
85		16,62	1,76	429	9300			
	104	13,53	2,04	358	8350			
	117	12,02	2,15	318	8350			
	130	10,74	2,40	285	8350			
	150	9,33	2,55	247	8350	İRAM	140	59
	168	8,33	2,73	221	8350	İRFM 72 / 112 M 4b	141	61
	187	7,47	2,91	198	8350	İRAFAM	142	65
	208	6,73	3,10	178	8350			
	230	6,07	3,60	161	8350			
	104	13,53	2,04	358	8350			
	117	12,02	2,15	318	8350			
	130	10,74	2,40	285	8350			
	150	9,33	2,55	247	8350			
	168	8,33	2,73	221	8350	İRAM	140	55
	187	7,47	2,91	198	8350	İRFM 72 / C100 L 4	141	58
	208	6,73	3,10	178	8350	İRAFAM	142	61
	230	6,07	3,60	161	8350			
	280	4,99	3,72	132	8350			
	310	4,49	3,90	120	8350			
	345	4,05	4,10	107	8350			



P ₁	n ₂	i	S _f	M ₂	F _{Q1/2}	Tip			
GÜÇ	Çıkış Devri	Tahvil	Servis Faktörü	Çıkış Momenti	Rad. Yük	Tip			
Power	Output Speeds	Ratio	Service Factor	Output Torque	Over Loads	Type			
Leistung	Abtriebswelle Drehzahlen	Übersetzung	Betriebsfaktor	Abtriebswelle Drehmomente	Querkräfte	Typ			
[kW] Hp	[r.p.m.]			[Nm]	[N]			kg	
4	380	3,67	4,13	98	8350	İRAM İRFM 72 / C100 L 4 İRAFM		140	55
	5,5	420	3,32	88	8350			141	58
	74	19,021	1,05	501	8000				
	82	17,033	1,16	452	7950				
	91	15,339	1,27	407	7950				
	102	13,731	1,31	363	7850				
	115	12,126	1,54	322	7850				
	125	11,172	1,60	297	7850				
	142	9,866	1,81	261	7750				
	160	8,769	1,87	232	7750				
	179	7,834	1,92	207	7750	İRAM İRFM 721 / 112 M 4b İRAFM		137	59
	199	7,029	2,10	186	7750			138	61
	221	6,327	2,30	168	7650			139	65
	245	5,710	2,50	151	7650				
	271	5,164	2,80	137	7600				
	299	4,677	3,00	124	7550				
	330	4,240	3,10	112	7550				
	367	3,809	3,10	101	7450				
	407	3,438	3,10	91	7450				
	450	3,109	3,10	82	7450				
	497	2,816	3,10	75	7400				
	548	2,553	3,10	68	7400				
	65	21,50	0,84	562	3600	İRAM İRFM 63 / 112 M 4b İRAFM		134	44
	68	20,53	0,88	537	3600			135	44
	77	18,18	0,99	474	3600			136	46
	87	16,14	1,10	420	3600				
	98	14,34	1,26	372	3600				
	65	21,50	0,84	562	3600	İRAM İRFM 631 / 112 M 4b İRAFM		131	44
	68	20,53	0,88	537	3600			132	44
	77	18,18	0,99	474	3600			133	46
	87	16,14	1,10	420	3600				
	98	14,34	1,26	372	3600				
	65	21,50	0,84	562	3600	İRAM İRFM 63 / C100 L 4 İRAFM		134	40
	68	20,53	0,88	537	3600			135	40
	77	18,18	0,99	474	3600			136	42
	87	16,14	1,10	420	3600				
	98	14,34	1,26	372	3600				
	65	21,50	0,84	562	3600	İRAM İRFM 631 / C100 L 4 İRAFM		131	40
	68	20,53	0,88	537	3600			132	40
	77	18,18	0,99	474	3600			133	42
	87	16,14	1,10	420	3600				
	98	14,34	1,26	372	3600				
	104	13,47	1,15	356	3400	İRAM İRFM 62 / 112 M 4b İRAFM		134	43
	115	12,20	1,21	322	3400			135	43
	126	11,10	1,31	294	3400			136	45
	140	10,07	1,43	265	3400				
	150	9,35	1,35	247	3400				
	165	8,51	1,42	225	3400				
	183	7,67	1,50	202	3400				
	197	7,10	1,60	188	3400				



P ₁	n ₂	i	S _f	M ₂	F _{Q1/2}	Tip						
GÜÇ	Çıkış Devri	Tahvil	Servis Faktörü	Çıkış Momenti	Rad. Yük	Tip						
Power	Output Speeds	Ratio	Service Factor	Output Torque	Over Loads	Type						
Leistung	Abtriebswelle Drehzahlen	Übersetzung	Betriebsfaktor	Abtriebswelle Drehmomente	Querkräfte	Typ						
[kW] Hp	[r.p.m.]			[Nm]	[N]			kg				
4 5,5	216	6,48	1,65	172	3400	İRAM İRFM 62 / 112 M 4b İRAFM	134	43				
	234	5,99	1,76	158	3400							
	245	5,72	2,90	151	3400							
	263	5,32	2,90	141	3400							
	277	5,06	3,10	134	3400							
	312	4,49	3,40	119	3400							
	351	3,99	3,60	106	3400							
	377	3,71	2,60	98	3400							
	426	3,28	2,70	87	3400							
	480	2,91	2,80	77	3400							
	540	2,59	2,80	69	3400							
	573	2,44	2,80	65	3400							
		104	13,47	1,15	356				3400	İRAM İRFM 621 / 112 M 4b İRAFM	131	43
		115	12,20	1,21	322				3400			
		126	11,10	1,31	294				3400			
		140	10,07	1,43	265				3400			
150		9,35	1,35	247	3400							
165		8,51	1,42	225	3400							
183		7,67	1,50	202	3400							
197		7,10	1,60	188	3400							
216		6,48	1,65	172	3400							
234		5,99	1,76	158	3400							
245		5,72	2,90	151	3400							
263		5,32	2,90	141	3400							
277		5,06	3,10	134	3400							
312		4,49	3,40	119	3400							
351		3,99	3,60	106	3400							
377		3,71	2,60	98	3400							
426	3,28	2,70	87	3400								
480	2,91	2,80	77	3400								
540	2,59	2,80	69	3400								
573	2,44	2,80	65	3400								
	104	13,47	1,15	356	3400	İRAM İRFM 62 / C100 L 4 İRAFM	134	39				
	115	12,20	1,21	322	3400							
	126	11,10	1,31	294	3400							
	140	10,07	1,43	265	3400							
	150	9,35	1,35	247	3400							
	165	8,51	1,42	225	3400							
	183	7,67	1,50	202	3400							
	197	7,10	1,60	188	3400							
	216	6,48	1,65	172	3400							
	234	5,99	1,76	158	3400							
	245	5,72	2,90	151	3400							
	263	5,32	2,90	141	3400							
	277	5,06	3,10	134	3400							
	312	4,49	3,40	119	3400							
	351	3,99	3,60	106	3400							
	377	3,71	2,60	98	3400							
426	3,28	2,70	87	3400								
480	2,91	2,80	77	3400								
540	2,59	2,80	69	3400								
573	2,44	2,80	65	3400								





P ₁	n ₂	i	S _f	M ₂	F _{Q12}					
GÜÇ	Çıkış Devri	Tahvil	Servis Faktörü	Çıkış Momenti	Rad. Yük	Tip				
Power	Output Speeds	Ratio	Service Factor	Output Torque	Over Loads	Type				
Leistung	Abtriebswelle Drehzahlen	Übersetzung	Betriebsfaktor	Abtriebswelle Drehmomente	Querkräfte	Typ				
[kW] Hp	[r.p.m]			[Nm]	[N]			kg		
4 5,5	104	13,47	1,15	356	3400					
	115	12,20	1,21	322	3400					
	126	11,10	1,31	294	3400					
	140	10,07	1,43	265	3400					
	150	9,35	1,35	247	3400					
	165	8,51	1,42	225	3400					
	183	7,67	1,50	202	3400					
	197	7,10	1,60	188	3400					
	216	6,48	1,65	172	3400					
	234	5,99	1,76	158	3400	İRAM İRFM İRAFEM	621 / C100 L 4	131	39	
	245	5,72	2,90	151	3400			132	39	
	263	5,32	2,90	141	3400			133	41	
		277	5,06	3,10	134	3400				
		312	4,49	3,40	119	3400				
		351	3,99	3,60	106	3400				
		377	3,71	2,60	98	3400				
		426	3,28	2,70	87	3400				
	480	2,91	2,80	77	3400					
	540	2,59	2,80	69	3400					
	573	2,44	2,80	65	3400					
5,5 7,5	4,2	165,414	1,94	11952	85000	İRAM İRFM	181 / 160 M 8b	158	1007	
	4,8	145,399	2,10	10458	85000			158	1057	
	5	138,808	2,30	10039	85000					
	3,33	429,06	0,80	14625	65000	İRAM İRFM	151 İR 82 / C112 M 4	181	572	
	4,03	355,15	1,09	12085	65000			181	577	
	4,95	288,93	1,34	9839	65000					
	7,7	90,364	1,88	6519	72000	İRAM İRFM İRBM	151 / 160 M 8b	156	509	
								156	516	
								157	656	
	10	90,364	2,40	5020	72000	İRAM İRFM İRBM	151 / 132 M 6b	156	509	
	12	75,868	2,90	4183	72000			156	516	
	13	67,166	3,30	3861	72000			157	656	
	15	59,978	3,70	3346	72000					
	6,5	104,62	1,09	7383	39000	İRAM İRFM İRBM	136 / 160 M 8b	154	427	
	7	95,48	1,20	6730	39500			154	430	
	8	87,60	1,30	6182	40100			155	529	
	8,5	104,62	1,39	5743	38150	İRAM İRFM İRBM	136 / 132 M 6b	154	369	
9	95,48	1,54	5241	38800	154			375		
10	87,60	1,68	4808	39380	155			471		
11	80,73	1,81	4431	39960						
13,5	104,62	2,20	3652	41800	İRAM İRFM İRBM	136 / 132 S 4c	154	356		
15	95,48	2,42	3333	42300			154	359		
16	87,60	2,62	3058	42870			155	458		
18	80,73	2,84	2818	43180						
12,5	72,00	1,13	2952	26780	İRAM İRFM İRBM	120 / 132 M 6b	152	218		
13	69,04	1,17	3788	27170			152	229		
14	62,50	1,30	3430	27640			153	303		
15	60,77	1,33	3335	28000						
16	57,21	1,42	3140	28490						
19	47,61	1,71	2613	28720						





P ₁	n ₂	i	S _f	M ₂	F _{Q1/2}						
GÜÇ	Çıkış Devri	Tahvil	Servis Faktörü	Çıkış Momenti	Rad. Yük		Tip				
Power	Output Speeds	Ratio	Service Factor	Output Torque	Over Loads		Type				
Leistung	Abtriebswelle Drehzahlen	Übersetzung	Betriebsfaktor	Abtriebswelle Drehmomente	Querkräfte		Typ				
[kW] Hp	[r.p.m]			[Nm]	[N]			kg			
5,5 7,5	20	72,00	1,75	2540	29160						
	23	62,50	2,03	2182	29700						
	25	55,70	2,28	1945	30640	İRAM İRFM İRBM	120 / 132 S 4c	152	205		
	28	49,92	2,54	1743	30640			152	216		
	30	47,61	2,63	1679	31010			153	290		
	32	43,94	2,88	1534	31390						
	35	40,19	3,15	1403	31870						
	40	36,03	3,48	1271	32100						
11	126,151	0,92	4560	28500							
12	113,930	1,04	4180	28500							
	14	103,519	1,12	3583	28500						
	15	94,544	1,24	3344	28500						
	16	86,727	1,32	3135	28300						
	18	77,321	1,47	2789	28300	İRAM İRFM İRAFM	103 / 132 S 4c	149	328		
	20	68,283	1,69	2510	28300			150	330		
	23	60,691	1,91	2182	28300			151	332		
	26	54,223	2,20	1931	28000						
	29	48,648	2,40	1731	28000						
	32	43,792	2,70	1569	27900						
	35	39,525	2,90	1434	27900						
	39	35,870	3,20	1287	27900						
	44	31,677	3,70	1141	27750						
	14	96,96	0,80	3483	20000						
	16	86,16	0,90	3096	20000						
	18	77,10	1,00	2771	20000						
	20	68,65	1,08	2459	20000						
	23	60,50	1,20	2171	20000						
	26	53,76	1,44	1929	20000	İRAM İRFM İRAFM	93 / 132 S 4c	146	197		
	29	48,11	1,60	1730	20000			147	198		
	32	43,29	1,80	1553	20000			148	204		
	36	39,13	1,96	1405	19800						
	39	35,52	2,20	1273	19800						
	43	32,34	2,40	1161	19800						
	47	29,52	2,60	1058	19800						
52	27,01	2,80	968	19600							
57	24,76	3,10	888	19600							
	60	23,38	3,10	849	17800						
	68	20,60	3,30	749	17600			İRAM İRFM İRAFM	92 / 132 S 4c	146	202
	76	18,31	3,60	670	17450					147	203
	85	16,38	3,90	599	17250	148	209				
	95	14,74	4,20	536	17100						
105	13,32	4,60	485	17000							
	29	48,44	0,86	1730	14800						
	31	45,93	0,87	1618	14800						
	35	41,22	0,93	1433	14700						
	39	37,16	1,10	1286	14600	İRAM İRFM İRAFM	83 / 132 S 4c	143	102		
	43	33,62	1,28	1167	14500			144	101		
	47	30,08	1,40	1067	14450			145	108		
	52	27,12	1,52	965	14250						
	57	24,54	1,69	880	14100						
	63	22,27	1,85	796	14000						
	69	20,26	2,00	727	13750						





P ₁	n ₂	i	S _f	M ₂	F _{Q1/2}	Tip			
GÜÇ	Çıkış Devri	Tahvil	Servis Faktörü	Çıkış Momenti	Rad. Yük	Tip			
Power	Output Speeds	Ratio	Service Factor	Output Torque	Over Loads	Type			
Leistung	Abtriebswelle Drehzahlen	Übersetzung	Betriebsfaktor	Abtriebswelle Drehmomente	Querkräfte	Typ			
[kW] Hp	[r.p.m]			[Nm]	[N]			kg	
5,5	76	18,47	2,20	660	13350	İRAM		143	102
	83	16,86	2,30	604	13050				
7,5	91	15,41	2,30	551	12800	İRFM 83 / 132 S 4c		144	101
	94	14,89	2,40	542	12800				
	106	13,23	2,60	481	12200				
	118	11,87	2,70	432	12000				
	131	10,70	3,10	389	11900				
	145	9,68	3,40	351	11650	İRAM		143	98
	159	8,79	3,70	320	11250				
	175	8,24	3,80	291	11100	İRFM 82 / 132 S 4c		144	97
	188	7,43	4,10	271	10900				
	215	6,72	4,20	237	10800	İRAFMM		145	104
	237	6,10	4,50	215	10700				
	260	5,55	4,60	196	10600				
	277	5,06	4,80	184	10500				
	62	22,48	0,99	810	8500	İRAM		140	74
	70	20,29	1,09	717	8500				
	75	18,35	1,17	669	8500	İRFM 73 / 132 S 4c		141	77
	85	16,62	1,28	591	8500				
	95	15,06	1,56	528	8500	İRAFMM		142	80
	62	22,48	0,99	810	8500				
	70	20,29	1,09	717	8500	İRAM		140	63
	75	18,35	1,17	669	8500				
	85	16,62	1,28	591	8500	İRFM 73 / C112 M 4		141	66
	95	15,06	1,56	528	8500				
	104	13,53	1,48	492	7870	İRAM		140	72
	117	12,02	1,56	437	7870				
	130	10,74	2,40	392	7870	İRFM 72 / 132 S 4c		141	75
	150	9,33	1,88	340	7870				
	168	8,33	1,98	303	7870	İRAFMM		142	78
	187	7,47	2,12	272	7870				
	208	6,73	2,25	245	7870				
	230	6,07	2,62	222	7870				
	280	4,99	2,71	182	7870				
	311	4,49	2,83	164	7870				
	345	4,05	2,98	148	7870				
	381	3,67	3,12	134	7870				
	421	3,32	3,30	121	7870				
	465	3,01	3,40	110	7870				
	512	2,73	3,60	100	7870				
	544	2,57	3,60	94	7870				
	104	13,53	1,48	492	7870	İRAM		140	61
	117	12,02	1,56	437	7870				
	130	10,74	1,75	392	7870	İRFM 72 / C112 M 4		141	64
	150	9,33	1,88	340	7870				
	168	8,33	1,98	303	7870	İRAFMM		142	67
	187	7,47	2,12	272	7870				
	208	6,73	2,25	245	7870				
	230	6,07	2,62	222	7870				
	280	4,99	2,71	182	7870				
	311	4,49	2,83	164	7870				





P ₁	n ₂	i	S _f	M ₂	F _{Q12}	Tip				
GÜÇ	Çıkış Devri	Tahvil	Servis Faktörü	Çıkış Momenti	Rad. Yük	Tip				
Power	Output Speeds	Ratio	Service Factor	Output Torque	Over Loads	Type				
Leistung	Abtriebswelle Drehzahlen	Übersetzung	Betriebsfaktor	Abtriebswelle Drehmomente	Querkräfte	Typ				
[kW] Hp	[r.p.m]			[Nm]	[N]			kg		
5,5	345	4,05	2,98	148	7870	İRAM İRFM 72 / C112 M 4 İRAFM		140	61	
	381	3,67	3,12	134	7870					
	7,5	421	3,32	3,30	121					7870
	465	3,01	3,40	110	7870					
	512	2,73	3,60	100	7870					
	544	2,57	3,60	94	7870					
	91	15,339	0,93	560	7800	İRAM İRFM 721 / 132 S 4c İRAFM		137	72	
	102	13,731	0,95	500	7800					
	125	11,172	1,16	408	7800					
	115	12,126	1,12	443	7600					
	142	9,866	1,32	359	7550					
	160	8,769	1,36	319	7500					
	179	7,834	1,40	285	7450					
	199	7,029	1,56	256	7400					
	221	6,327	1,72	231	7400					
	245	5,710	1,88	208	7350					
	271	5,164	2,10	188	7350					
	299	4,677	2,20	170	7300					
	330	4,240	2,20	157	7280					
	367	3,809	2,20	139	7250					
	407	3,438	2,20	125	7100					
	450	3,109	2,20	113	7100					
	497	2,816	2,20	103	7100					
	548	2,553	2,20	93	7100					
	98	14,34	0,92	512	3300	İRAM İRFM 63 / 132 S 4c İRAFM		134	50	
	98	14,34	0,92	512	3300	İRAM İRFM 631 / 132 S 4c İRAFM		131	50	
	115	12,20	0,88	443	3000	İRAM İRFM 62 / C112 M 4 İRAFM		134	49	
	126	11,10	0,95	404	3000					
	140	10,07	1,04	364	3000					
	150	9,35	0,98	340	3000					
	165	8,51	1,04	309	3000					
	183	7,67	1,09	278	3000					
	197	7,10	1,16	259	3000					
	216	6,48	1,20	236	3000					
	234	5,99	1,28	218	3000					
	245	5,72	2,10	208	3000					
	263	5,32	2,10	194	3000					
	277	5,06	2,30	184	3000					
	312	4,49	2,40	163	3000					
	351	3,99	2,60	145	3000					
	377	3,71	1,92	135	3000					
	426	3,28	1,96	120	3000					
	480	2,91	2,00	106	3000					
	540	2,59	2,00	94	3000					
	573	2,44	2,00	89	3000					
	115	12,20	0,88	443	3000	İRAM İRFM 621 / C112 M 4 İRAFM		131	49	
	126	11,10	0,95	404	3000					
	140	10,07	1,04	364	3000					





P ₁	n ₂	i	S _f	M ₂	F _{Q12}	Tip		
GÜÇ	Çıkış Devri	Tahvil	Servis Faktörü	Çıkış Momenti	Rad. Yük	Tip		
Power	Output Speeds	Ratio	Service Factor	Output Torque	Over Loads	Type		
Leistung	Abtriebswelle Drehzahlen	Übersetzung	Betriebsfaktor	Abtriebswelle Drehmomente	Querkräfte	Typ		
[kW] Hp	[r.p.m]			[Nm]	[N]			kg
5,5 7,5	150	9,35	0,98	340	3000	İRAM İRFM 621 / C112 M 4 İRAFM	131	49
	165	8,51	1,04	309	3000			
	183	7,67	1,09	278	3000			
	197	7,10	1,16	259	3000			
	216	6,48	1,20	236	3000			
	234	5,99	1,28	218	3000			
	245	5,72	2,10	208	3000			
	263	5,32	2,10	194	3000			
	277	5,06	2,30	184	3000			
	312	4,49	2,40	163	3000			
	351	3,99	2,60	145	3000			
	377	3,71	1,92	135	3000			
	426	3,28	1,96	120	3000			
	480	2,91	2,00	106	3000			
	540	2,59	2,00	94	3000			
	573	2,44	2,00	89	3000			
	394	7,10	2,30	129	3000			
	432	6,48	2,30	118	3000			
	467	5,99	2,30	109	3000			
	490	5,72	4,20	104	3000			
526	5,32	4,20	97	3000				
553	5,06	4,50	92	3000				
624	4,49	4,80	82	3000				
702	3,99	5,20	73	3000				
754	3,71	3,80	68	3000				
852	3,28	3,90	60	3000				
394	7,10	2,30	129	3000				
432	6,48	2,30	118	3000				
467	5,99	2,30	109	3000				
490	5,72	4,20	104	3000				
526	5,32	4,20	97	3000				
553	5,06	4,50	92	3000				
624	4,49	4,80	82	3000				
702	3,99	5,20	73	3000				
754	3,71	3,80	68	3000				
852	3,28	3,90	60	3000				
7,5 10	4,2	165,414	1,42	16298	85000	İRAM İRFM 181 / 160 L 8a	158	1029
	4,8	145,399	1,58	14260	85000			
	5	138,808	1,66	13690	85000			
	5,4	165,414	1,82	12676	85000			
	6,2	145,399	2,00	11040	85000			
	6,5	138,808	2,10	10531	85000			
	6,8	132,705	2,20	10066	85000			
	7,4	121,763	2,40	9250	85000			
	8	112,232	2,60	8556	85000			
	8,5	165,414	2,90	8053	85000			
	9,6	145,399	3,30	7130	85000			
	10	138,808	3,40	6845	85000			
	11	132,705	3,60	6223	85000			
	12	121,763	3,90	5704	85000			
						İRAM İRFM 181 / 160 M 6b	158	1010
						İRAM İRFM 181 / 160 M 4b	158	1060





P ₁	n ₂	i	S _f	M ₂	F _{Q1/2}	Tip			
GÜÇ	Çıkış Devri	Tahvil	Servis Faktörü	Çıkış Momenti	Rad. Yük	Tip			
Power	Output Speeds	Ratio	Service Factor	Output Torque	Over Loads	Type			
Leistung	Abtriebswelle Drehzahlen	Übersetzung	Betriebsfaktor	Abtriebswelle Drehmomente	Querkräfte	Typ			
[kW] Hp	[r.p.m.]			[Nm]	[N]			kg	
7,5	7,7	90,364	1,38	8890	72000	İRAM İRFM İRBM	151 / 160 L 8a	156	509
								156	516
10									157
	10	90,364	1,77	6845	70500	İRAM İRFM İRBM	151 / 160 M 6b	156	572
	12	75,868	2,10	5704	70500			156	579
	13	67,166	2,40	5265	70500			157	719
	15	59,978	2,70	4563	70500				
	16	90,364	2,70	4278	70000	İRAM İRFM İRBM	151 / 132 M 4b	156	504
	19	75,868	3,30	3603	70000			156	511
	21	67,166	3,70	3260	70000			157	651
	23	59,978	4,10	2976	70000				
	8	104,62	1,01	7831	36670	İRAM İRFM İRBM	136 / 160 M 6b	154	432
	9	95,48	1,12	7146	37000			154	435
	10	87,60	1,23	6556	37410			155	534
	11	80,73	1,32	6043	37810				
	13	69,00	1,55	5164	38000				
	14	104,62	1,60	4928	38100	İRAM İRFM İRBM	136 / 132 M 4b		
	15	95,48	1,77	4498	38720			154	364
	16	87,60	1,95	4126	39470			154	367
	18	80,73	2,09	3803	40120			155	466
	21	69,00	2,46	3250	40780				
	24	61,36	2,80	2890	41560				
	25	54,94	3,15	2588	42170				
	29	49,48	3,50	2331	42900				
	35	41,46	4,15	1951	43540				
	13	69,04	0,86	5465	24870	İRAM İRFM İRBM	120 / 160 M 6b	152	384
	15	60,77	0,97	4548	25240			152	395
	16	57,21	1,03	4282	25800			153	369
	18	50,98	1,16	3816	26180				
	20	72,00	1,28	3465	26630	İRAM İRFM İRBM	120 / 132 M 4b		
	23	62,50	1,51	2944	27170			152	213
	25	55,70	1,69	2624	27580			152	224
	28	49,92	1,89	2352	27920			153	298
	30	47,61	1,94	2290	28100				
	32	43,94	2,15	2070	28440				
	35	40,19	2,35	1893	28710				
	40	36,03	2,56	1733	29010				
	45	31,72	2,91	1526	29420				
	50	28,81	3,21	1387	29800				
	16	86,727	0,97	4275	27000	İRAM İRFM İRAFM	103 / 132 M 4b		
	18	77,321	1,08	3803	27000			149	339
	20	68,283	1,24	3422	27000			150	341
	23	60,691	1,40	2976	26500			151	343
	26	54,223	1,60	2633	26500				
	29	48,648	1,76	2360	26100				
	32	43,792	1,97	2139	26000				
	35	39,525	2,10	1956	25800				
	39	35,870	2,40	1755	28500				
	44	31,677	2,70	1556	25500				
	50	28,155	3,10	1369	25000				



P ₁	n ₂	i	S _f	M ₂	F _{Q1/2}	Tip		
GÜÇ	Çıkış Devri	Tahvil	Servis Faktörü	Çıkış Momenti	Rad. Yük	Tip		
Power	Output Speeds	Ratio	Service Factor	Output Torque	Over Loads	Type		
Leistung	Abtriebswelle Drehzahlen	Übersetzung	Betriebsfaktor	Abtriebswelle Drehmomente	Querkräfte	Typ		
[kW] Hp	[r.p.m.]			[Nm]	[N]			kg
7,5	55	25,155	3,40	1245	24500	İRAM İRFM 103 / 132 M 4b İRAFM	149	339
	10	62	22,568	3,80	1104		150	341
	20	68,65	0,79	3353	19200			
	23	60,50	0,88	2961	19200			
	26	53,76	1,05	2631	19100			
	29	48,11	1,17	2359	19000			
	32	43,29	1,32	2118	19000	İRAM İRFM 93 / 132 M 4b İRAFM	146	208
	36	39,13	1,48	1916	19000		147	209
	39	35,52	1,60	1736	19000		148	215
	43	32,34	1,76	1583	18900			
	47	29,52	1,92	1443	18900			
	52	27,01	2,10	1320	18800			
	57	24,76	2,30	1044	18700			
	60	23,38	2,30	1158	17000			
	68	20,60	2,40	1022	17000			
	76	18,31	2,60	914	17000			
	85	16,38	2,90	817	16800	İRAM İRFM 92 / 132 M 4b İRAFM	146	213
	95	14,74	3,10	731	16800		147	214
	105	13,32	3,40	662	16700		148	220
	127	11,01	4,10	547	16550			
	139	10,05	4,40	500	16500			
	152	9,20	4,50	457	16500			
	39	37,16	0,80	1754	14300			
	43	33,62	0,94	1591	14150			
	47	30,08	1,03	1455	14050			
	52	27,12	1,11	1315	13800	İRAM İRFM 83 / 132 M 4b İRAFM	143	125
	57	24,54	1,24	1200	13500		144	124
	63	22,27	1,36	1103	13350		145	131
	69	20,26	1,48	1007	13150			
	76	18,47	1,60	914	12950			
	83	16,86	1,68	837	12500			
	91	15,41	1,72	763	12050			
	94	14,89	1,76	739	12050			
	106	13,23	1,92	655	11800			
	118	11,87	2,00	589	11450			
	131	10,70	2,20	530	11100			
	145	9,68	2,50	479	10850			
	159	8,79	2,70	437	10650			
	175	8,24	2,80	397	10500			
	188	7,43	3,00	370	10400	İRAM İRFM 82 / 132 M 4b İRAFM	143	121
	215	6,72	3,10	323	10200		144	120
	237	6,10	3,30	293	10100		145	127
	260	5,55	3,40	267	10000			
	277	5,06	3,50	251	9900			
	303	4,62	3,60	229	9800			
	332	4,22	3,70	209	9650			
	346	4,05	3,80	201	9600			
	380	3,69	4,00	183	9500			
	417	3,37	4,20	167	9500			
	456	3,08	4,40	152	9500			





P ₁	n ₂	i	S _f	M ₂	F _{Q1/2}	Tip						
GÜÇ	Çıkış Devri	Tahvil	Servis Faktörü	Çıkış Momenti	Rad. Yük	Tip						
Power	Output Speeds	Ratio	Service Factor	Output Torque	Over Loads	Type						
Leistung	Abtriebswelle Drehzahlen	Übersetzung	Betriebsfaktor	Abtriebswelle Drehmomente	Querkräfte	Typ						
[kW] Hp	[r.p.m.]			[Nm]	[N]			kg				
7,5	478	2,93	4,40	145	9500	İRAM		143	121			
	523	2,67	4,50	133	9500			İRFM 82 / 132 M 4b	144	120		
10	590	2,37	4,60	118	9500	İRAFMM		145	127			
	69	20,29	0,80	991	7600							
	76	18,35	0,86	900	7600							
	84	16,62	0,94	814	7600							
	93	15,06	1,14	736	7600							
	104	13,53	1,09	671	7500							
	117	12,02	1,15	596	7500							
	130	10,74	1,28	535	7500							
	150	9,33	1,36	463	7500							
	168	8,33	1,45	414	7500			İRAM		140	83	
	187	7,47	1,56	371	7500	İRFM 72 / 132 M 4b	141					86
	208	6,73	1,65	334	7500	İRAFMM		142	89			
	230	6,07	1,92	302	7500							
	280	4,99	1,99	248	7500							
	311	4,49	2,08	223	7500							
	345	4,05	2,18	201	7500							
	381	3,67	2,29	182	7500							
	421	3,32	2,43	165	7500							
	465	3,01	2,50	149	7500							
	512	2,73	2,70	136	7500							
	544	2,57	2,70	128	7500							
	115	12,126	0,82	604	7400							
	142	9,866	0,97	489	7400							
	160	8,769	1,00	434	7370							
	179	7,834	1,03	388	7350							
	199	7,029	1,14	349	7300							
	221	6,327	1,26	314	7300							
	245	5,710	1,38	284	7250	İRAM		137	83			
	271	5,164	1,53	256	7250					İRFM 721 / 132 M 4b	138	86
	299	4,677	1,60	232	7200	İRAFMM		139	89			
	330	4,240	1,64	211	7170							
	367	3,809	1,64	189	7150							
	407	3,438	1,64	171	7000							
	450	3,109	1,64	154	7000							
	497	2,816	1,64	140	7000							
	548	2,553	1,64	127	7000							
11	4,2	165,414	0,97	23903	85000	İRAM	181 / 180 L 8b	158	1073			
	4,8	145,399	1,08	20915	85000					İRFM	158	1123
	5	138,808	1,13	20079	85000							
15	5,4	165,414	1,24	18591	85000	İRAM	181 / 160 L 6b	158	1035			
	6,2	145,399	1,36	16192	85000					İRFM	158	1085
	6,5	138,808	1,43	15445	85000							
	6,8	132,705	1,50	14764	85000							
	7,4	121,763	1,64	13567	85000							
	8	112,232	1,77	12549	85000							
	8,5	165,414	1,99	11811	85000					İRAM	181 / 160 M 4b	158
9,6	145,399	2,20	10458	85000	İRFM	158	1060					
10	138,808	2,30	10039	84000								
11	132,705	2,40	9127	84000								





P ₁	n ₂	i	S _f	M ₂	F _{Q1/2}					
GÜÇ	Çıkış Devri	Tahvil	Servis Faktörü	Çıkış Momenti	Rad. Yük	Tip				
Power	Output Speeds	Ratio	Service Factor	Output Torque	Over Loads	Type				
Leistung	Abtriebswelle Drehzahlen	Übersetzung	Betriebsfaktor	Abtriebswelle Drehmomente	Querkräfte	Typ				
[kW] Hp	[r.p.m.]			[Nm]	[N]			kg		
11	12	121,763	2,70	8366	84000	İRAM	181 / 160 M 4b	158	1010	
	13	112,232	2,90	7723	83000			İRFM	158	1060
15	16	85,188	3,80	6275	83000	İRAM İRFM İRBM	151 / 160 L 6b	156	588	
	10	90,364	1,21	10039	69300			156	595	
	12	75,868	1,43	8366	69300			157	735	
	13	67,166	1,64	7723	69300					
16	15	59,878	1,84	6693	69300	İRAM İRFM İRBM	151 / 160 M 4b	156	565	
	19	75,868	2,30	5284	69000			156	572	
	21	67,166	2,50	4781	69000			157	712	
	23	59,878	2,80	4365	69000					
	29	48,796	3,50	3462	69000					
16,5	14	104,62	1,20	7129	37640	İRAM İRFM İRBM	136 / 160 M 4b			
	15	95,48	1,23	6506	37990					
	18	80,73	1,45	5501	39120					
	21	69,00	1,70	4701	39810					
	24	61,36	1,93	4181	40400				154	425
	26	54,94	2,17	3744	40980				154	428
	29	49,48	2,42	3371	41620				155	527
	35	41,46	2,86	2822	42100					
	40	36,87	3,25	2512	42880					
	44	33,01	3,60	2250	43400					
	49	29,73	4,00	2026	43970					
	20	20	72,00	0,87	5081			21120	İRAM İRFM İRBM	120 / 160 M 4b
23		62,50	1,04	4258	21590					
26		55,70	1,47	3795	22000					
29		49,92	1,31	3402	22580					
30		47,61	1,32	3359	22880		152	277		
33		43,94	1,48	2994	23190		152	288		
35		40,19	1,62	2739	23560		153	362		
40		36,03	1,75	2543	23850					
45		31,72	1,99	2238	24190					
50		28,81	2,19	2034	24710					
23	55	25,97	2,42	1833	25270	İRAM İRFM İRAFEM	103 / 160 M 4b			
	60	24,44	2,57	1725	25890					
	26	60,691	0,95	4365	25000					
	29	54,223	1,09	3861	25000					
	32	48,648	1,20	3462	24800					
	35	43,792	1,35	3137	24800					
	39	39,525	1,45	2868	24500					
	44	35,870	1,64	2574	24500				149	361
	50	31,677	1,84	2282	24200				150	363
	55	28,155	2,10	2008	24000				151	365
	62	25,155	2,30	1825	23800					
	69	22,568	2,60	1619	23500					
76	20,316	2,80	1455	23100						
84	18,336	3,20	1321	22800						
93	16,582	3,50	1195	22500						
	15,104	3,90	1079	22000						





P ₁	n ₂	i	S _f	M ₂	F _{Q1/2}	Tip			
GÜÇ	Çıkış Devri	Tahvil	Servis Faktörü	Çıkış Momenti	Rad. Yük	Tip			
Power	Output Speeds	Ratio	Service Factor	Output Torque	Over Loads	Type			
Leistung	Abtriebswelle Drehzahlen	Übersetzung	Betriebsfaktor	Abtriebswelle Drehmomente	Querkräfte	Typ			
[kW] Hp	[r.p.m]			[Nm]	[N]			kg	
11	79	17,692	3,20	1290	22000	İRAM İRFM 102 / 160 M 4b İRAFM	149	351	
		150	353						
		151	355						
	15	29	48,11	0,80	3459	17800	İRAM İRFM 93 / 160 M 4b İRAFM	146	230
			43,29	0,90	3135	17800		147	231
			39,13	0,98	2787	17600		148	237
			35,52	1,09	2572	17500			
			32,34	1,20	2333	17450			
			29,52	1,30	2135	17250			
			27,01	1,41	1929	17150			
24,76			1,55	1760	17000				
15	60	23,38	1,55	1698	15400	İRAM İRFM 92 / C132 M 4 İRAFM	146	235	
		147	242						
		148	236						
	15	68	20,60	1,66	1499	15150	İRAM İRFM 92 / 160 M 4b İRAFM	146	235
			18,31	1,80	1341	15000		147	236
			16,38	1,95	1199	14800		148	242
			14,74	2,10	1073	14600			
			13,32	2,30	970	14400			
			11,01	2,80	802	14150			
			10,05	3,00	733	14000			
9,20			3,10	670	13650				
8,31			3,20	607	13400				
7,54			3,60	551	13000				
15	63	22,27	0,92	1592	12150	İRAM İRFM 83 / 160 M 4b İRAFM	143	131	
		20,26	1,00	1454	12000		144	130	
		18,47	1,10	1320	11900		145	137	
		16,86	1,15	1209	11650				
		15,41	1,17	1102	11350				
15	94	14,89	1,20	1084	11200	İRAM İRFM 82 / C132 M 4 İRAFM	143	127	
		144	126						
		145	133						
	15	106	13,23	1,31	961	10950	İRAM İRFM 82 / 160 M 4b İRAFM	143	127
			11,87	1,38	864	10750		144	126
			10,70	1,55	778	10500		145	133
			9,68	1,70	703	10350			
			8,79	1,85	641	10050			
			8,24	1,90	582	9800			
			7,43	2,00	542	9700			
6,72			2,10	474	9600				
6,10			2,20	430	9500				
5,55			2,30	392	9400				
15	118	5,06	2,40	368	9300	İRAM İRFM 82 / 160 M 4b İRAFM	143	127	
		4,62	2,50	336	9250		144	126	
		4,22	2,50	307	9150		145	133	
		4,05	2,60	295	9050				
		3,69	2,70	268	8950				
		3,37	2,80	244	8800				
		3,08	3,00	223	8700				





P ₁	n ₂	i	S _f	M ₂	F _{Q1/2}	Tip						
GÜÇ	Çıkış Devri	Tahvil	Servis Faktörü	Çıkış Momenti	Rad. Yük	Tip						
Power	Output Speeds	Ratio	Service Factor	Output Torque	Over Loads	Type						
Leistung	Abtriebswelle Drehzahlen	Übersetzung	Betriebsfaktor	Abtriebswelle Drehmomente	Querkräfte	Typ						
[kW] Hp	[r.p.m]			[Nm]	[N]			kg				
11 15	478	2,93	3,00	213	8700	İRAM İRFM İRAFM	82 / 160 M 4b	143	127			
	523	2,67	3,10	195	8700			144	126			
	590	2,37	3,10	173	8700			145	133			
		168	8,33	0,99	607	5580	İRAM İRFM İRAFM	72 / C132 M 4	140	93		
		187	7,47	1,06	544	5580			141	96		
		208	6,73	1,13	490	5580			142	99		
		230	6,07	1,30	443	5580						
		280	4,99	1,35	364	5580						
		311	4,49	1,42	327	5580						
		345	4,05	1,50	295	5580						
		381	3,67	1,56	267	5580						
		421	3,32	1,66	242	5580						
		465	3,01	1,70	219	5580						
		512	2,73	1,82	199	5580						
		544	2,57	1,82	187	5580						
15 20	5,4	165,414	0,85	25352	84000	İRAM İRFM	181 / 180 L 6a	158	1078			
	6,2	145,399	0,94	22081	84000			158	1128			
	6,5	138,808	0,98	21062	84000							
	6,8	132,705	1,03	20132	84000							
	7,4	121,763	1,12	18500	84000							
	8	112,232	1,22	17112	84000							
		8,5	165,414	1,46	16106	84000	İRAM İRFM	181 / 160 L 4a	158	1050		
		9,6	145,399	1,64	14260	84000			158	1127		
		10	138,808	1,71	13690	83300						
		11	132,705	1,79	12445	83300						
		12	121,763	1,95	11408	83300						
		13	112,232	2,10	10531	82100						
		16	85,188	2,80	8556	82100						
		19	75,308	3,90	7205	81500						
		21	67,935	4,30	6519	81000						
		12	75,868	1,05	11480	69000			İRAM İRFM İRBM	151 / 180 L 6a	156	644
		13	67,166	1,20	10531	69000					156	651
							157	791				
		16	90,364	1,35	8556	69000	İRAM İRFM İRBM	151 / 160 L 4a	156	597		
		19	75,868	1,65	7205	68700			156	604		
		21	67,166	1,85	6519	68700			157	744		
		23	59,978	2,10	5952	68700						
		29	48,796	2,60	4721	68700						
		35	40,390	3,40	3911	68500						
		39	36,323	3,80	3510	68000						
		15	95,48	0,90	8872	35000	İRAM İRFM İRBM	136 / 160 L 4a	154	457		
	16	87,60	0,99	8139	35480	154			460			
	18	80,73	1,06	7501	36120	155			559			
	21	69,00	1,24	6411	36940							
	24	61,36	1,41	5701	37300							
	26	54,94	1,59	5105	37890							
	29	49,48	1,77	4597	38200							
	35	41,46	2,09	3848	37860							
	40	36,87	2,38	3426	39200							
	44	33,01	2,64	3067	40000							



P ₁	n ₂	i	S _f	M ₂	F _{Q1/2}	Tip			
GÜÇ	Çıkış Devri	Tahvil	Servis Faktörü	Çıkış Momenti	Rad. Yük	Tip			
Power	Output Speeds	Ratio	Service Factor	Output Torque	Over Loads	Type			
Leistung	Abtriebswelle Drehzahlen	Übersetzung	Betriebsfaktor	Abtriebswelle Drehmomente	Querkräfte	Typ			
[kW] Hp	[r.p.m.]			[Nm]	[N]			kg	
15	49	29,73	2,93	2762	40750	İRAM	136 / 160 L 4a	154	457
	54	26,90	3,25	2500	41600			İRFM	154
20	59	24,43	3,60	2270	42580	İRBM		155	559
	25	55,70	0,86	5175	17400				
	29	49,92	0,96	4639	17840				
	30	47,61	1,01	4423	18200				
	33	43,94	1,09	4083	18770				
	36	40,19	1,19	3735	19000				
	40	36,03	1,33	3347	19360				
	45	31,72	1,51	2947	19780				
	50	28,81	1,66	2678	20150	İRAM	120 / 160 L 4a	152	309
	55	25,97	1,84	2413	20740			İRFM	152
	60	24,44	1,96	2271	21110	İRBM		153	394
	63	23,05	2,08	2141	21790				
	67	21,48	2,23	1996	22150				
	70	20,54	2,33	1909	22770				
	75	19,36	2,47	1799	23090				
	80	18,51	2,58	1720	23580				
	82	17,58	2,72	1634	23870				
	85	16,76	2,86	1557	24380				
	90	15,91	3,01	1479	24900				
	26	54,223	0,80	5265	23000				
	29	48,648	0,88	4721	22500				
	32	43,792	0,98	4278	22000				
	35	39,525	1,06	3911	21500				
	39	35,870	1,20	2510	21300				
	44	31,677	1,35	3111	21300	İRAM	103 / 160 L 4a	149	376
	50	28,155	1,55	2738	21000			İRFM	150
	55	25,155	1,70	2489	20800	İRAFM		151	380
	62	22,568	1,90	2208	20500				
	69	20,316	2,10	1984	20000				
	76	18,336	2,30	1801	20000				
	84	16,582	2,60	1630	20000				
	93	15,104	2,90	1472	20000				
	79	17,692	2,30	1759	20000				
	89	15,624	2,70	1562	19500	İRAM	102 / 160 L 4a	149	366
	101	13,887	3,00	1376	19500			İRFM	150
	113	12,407	3,40	1230	19000	İRAFM		151	370
	132	10,585	4,10	1053	19000				
	148	9,457	4,50	939	18000				
	68	20,60	1,21	2043	14000				
	76	18,31	1,32	1828	13900				
	85	16,38	1,43	1635	13800				
	95	14,74	1,54	1463	13750				
	105	13,32	1,70	1323	13600	İRAM	92 / 160 L 4a	146	250
	127	11,01	2,00	1094	13500			İRFM	147
	139	10,05	2,20	1000	13500	İRAFM		148	257
	152	9,20	2,30	914	13300				
	168	8,31	2,40	827	13200				
	185	7,54	2,60	751	13050				
	204	6,87	2,90	681	12900				
	223	6,27	3,20	623	12800				





P ₁	n ₂	i	S _f	M ₂	F _{Q1/2}	Tip			
GÜÇ	Çıkış Devri	Tahvil	Servis Faktörü	Çıkış Momenti	Rad. Yük	Tip			
Power	Output Speeds	Ratio	Service Factor	Output Torque	Over Loads	Type			
Leistung	Abtriebswelle Drehzahlen	Übersetzung	Betriebsfaktor	Abtriebswelle Drehmomente	Querkräfte	Typ			
[kW] Hp	[r.p.m]			[Nm]	[N]			kg	
15	244	5,74	3,30	569	12600	İRAM		146	250
	266	5,26	3,30	522	12500				
20	316	4,43	3,60	440	12400	İRFM	92 / 160 L 4a	147	251
	83	16,86	0,84	1648	10350	İRAM		143	161
	91	15,41	0,86	1503	10100				
						İRFM	83 / 160 L 4a	144	160
						İRAFMM		145	167
	106	13,23	0,96	1311	9900				
	118	11,87	1,01	1178	9700				
	131	10,70	1,14	1061	9650				
	145	9,68	1,25	958	9600				
	159	8,79	1,35	874	9500				
	175	8,24	1,39	794	9300				
	188	7,43	1,50	739	9200				
	215	6,72	1,54	646	9050				
	237	6,10	1,65	586	8950	İRAM		143	161
	260	5,55	1,70	534	8850				
	277	5,06	1,75	502	8800	İRFM	82 / 160 L 4a	144	160
	303	4,62	1,80	459	8700				
	332	4,22	1,85	419	8600	İRAFMM		145	167
	346	4,05	1,90	402	8500				
	380	3,69	2,00	366	8350				
	417	3,37	2,10	333	8300				
	456	3,08	2,20	305	8250				
	478	2,93	2,20	291	8250				
	523	2,67	2,30	266	8250				
	590	2,37	2,30	236	8250				
18,5	8,5	165,414	1,18	19864	82900				
	9,6	145,399	1,33	17588	82900				
25	10	138,808	1,38	16884	82200				
	11	132,705	1,45	15349	82200				
	12	121,763	1,58	14070	82200	İRAM		158	1160
	13	112,232	1,70	12988	81000				
	16	85,188	2,30	10553	81000	İRFM	181 / 180 M 4b	158	1172
	19	75,308	3,20	8886	80400				
	21	67,935	3,50	8040	79900				
	28	50,881	4,60	6030	79700				
	31	45,734	5,20	5447	79100				
	16	90,364	1,09	10553	68600				
	19	75,868	1,34	8886	68600				
	21	67,166	1,50	8040	68600				
	23	59,978	1,66	7341	68600	İRAM		156	617
	29	48,796	2,10	5822	68600				
	35	40,390	2,80	4824	68300	İRFM	151 / 180 M 4b	156	624
	39	36,323	3,10	4329	68300				
	43	32,859	3,40	3927	67500	İRFMM		157	764
	47	29,873	3,80	3592	67500				
	51	27,273	4,10	3311	67000				
	18	80,73	0,85	9252	34600	İRAM		154	477
	21	69,00	1,00	7907	35160				
	24	61,36	1,14	7032	35580	İRFM	136 / 180 M 4b	154	480
	26	54,94	1,28	6296	36190				



P ₁	n ₂	i	S _f	M ₂	F _{Q1/2}					
GÜÇ	Çıkış Devri	Tahvil	Servis Faktörü	Çıkış Momenti	Rad. Yük	Tip				
Power	Output Speeds	Ratio	Service Factor	Output Torque	Over Loads	Type				
Leistung	Abtriebswelle Drehzahlen	Übersetzung	Betriebsfaktor	Abtriebswelle Drehmomente	Querkräfte					
[kW] Hp	[r.p.m.]			[Nm]	[N]	kg				
18,5 25	30	49,48	1,43	5670	36550					
	35	41,46	1,69	4746	37240					
	40	36,87	1,92	4225	37700					
	44	33,01	2,14	3783	38290					
	50	29,73	2,37	3407	38900	İRAM	154	477		
	54	26,90	2,63	3083	39280	İRFM	136 / 180 M 4b	154	480	
	60	24,43	2,91	2800	39760	İRBM		155	579	
	65	22,27	3,20	2552	40000					
	70	20,35	3,50	2332	40510					
	75	18,89	3,75	2165	41000					
	85	17,16	4,15	1966	41500					
		35	40,19	0,97	4606	15280				
		40	36,03	1,07	4130	15790				
		45	31,72	1,22	3635	16000				
		50	28,81	1,35	3303	16110				
	55	25,97	1,49	2977	16490					
	60	24,44	1,59	2801	17000					
	65	22,56	1,72	2586	17310					
	68	21,48	1,81	2462	17590					
	70	20,54	1,89	2354	17780					
	75	19,36	2,01	2218	17990					
	80	18,51	2,10	2121	18090					
	82	17,58	2,21	2015	18180					
	85	16,76	2,32	1921	18690					
	90	15,48	2,50	1774	19000					
	95	15,32	2,54	1757	19380					
	100	14,77	2,64	1693	19840					
	105	13,93	2,79	1596	20250					
	115	12,74	3,05	1476	20700					
	120	12,15	2,89	1416	21000	İRAM	152	331		
	128	11,36	3,18	1315	21390	İRFM	120 / 180 M 4b	152	342	
	135	10,89	3,56	1262	21860	İRBM		153	416	
	140	10,18	3,18	1180	22100					
	145	10,00	3,46	1158	22670					
	155	9,41	3,68	1089	22940					
	165	8,87	3,85	1028	23190					
	170	8,44	3,68	977	23680					
	180	8,00	4,49	926	22870					
	190	7,60	3,68	881	22000					
	200	7,12	3,87	825	21540					
	210	6,88	3,61	797	20890					
	220	6,49	3,85	751	20310					
	240	6,07	4,63	703	19540					
	250	5,76	4,49	667	18790					
	265	5,47	4,63	633	18180					
	280	5,21	4,49	603	17690					
	300	4,95	4,63	573	17240					
	335	4,33	5,60	502	16770					
	370	3,90	5,60	452	16140					
	410	3,53	5,60	409	15780					
	35	39,525	0,86	4824	21000	İRAM	149	398		
	39	35,870	0,97	4329	20450	İRFM	103 / 180 M 4b	150	400	
	44	31,677	1,09	3837	20100	İRAFAM		151	402	





P ₁	n ₂	i	S _f	M ₂	F _{Q1/2}	Tip		
GÜÇ	Çıkış Devri	Tahvil	Servis Faktörü	Çıkış Momenti	Rad. Yük	Tip		
Power	Output Speeds	Ratio	Service Factor	Output Torque	Over Loads	Type		
Leistung	Abtriebswelle Drehzahlen	Übersetzung	Betriebsfaktor	Abtriebswelle Drehmomente	Querkräfte	Typ		
[kW] Hp	[r.p.m.]			[Nm]	[N]			kg
18,5 25	50	28,155	1,25	3377	19800			
	55	25,155	1,38	3070	19600			
	62	22,568	1,54	2723	19000	İRAM	149	398
	69	20,316	1,70	2447	19000	İRFM 103 / 180 M 4b	150	400
	76	18,336	1,90	2222	18900	İRAFM	151	402
	84	16,582	2,10	2010	18900			
	93	15,104	2,30	1816	18700			
	79	17,692	1,90	2170	18500			
	89	15,624	2,30	1976	18500			
	101	13,887	2,40	1697	18250			
	113	12,407	2,70	1517	18100	İRAM	149	388
	132	10,585	3,30	1299	18000	İRFM 102 / 180 M 4b	150	390
	148	9,457	3,70	1158	17900	İRAFM	151	392
	165	8,485	4,10	1039	17700			
183	7,638	4,10	937	17700				
196	7,144	4,20	875	17500				
85	16,38	1,16	2016	12900				
95	14,74	1,25	1804	12750				
105	13,32	1,38	1632	12650				
127	11,01	1,65	1349	12450				
139	10,05	1,78	1233	12350				
152	9,20	1,82	1127	12200				
168	8,31	1,90	1020	12100				
185	7,54	2,10	926	12050				
204	6,87	2,30	840	12000	İRAM	146	272	
223	6,27	2,60	768	11850	İRFM 92 / 180 M 4b	147	273	
244	5,74	2,70	702	11800	İRAFM	148	279	
266	5,26	2,70	644	11750				
316	4,43	2,90	542	11750				
343	4,08	3,00	500	11600				
373	3,75	3,40	459	11500				
391	3,58	3,50	438	11850				
464	3,10	3,50	369	11850				
504	2,78	3,50	340	11850				
548	2,55	3,60	313	11850				
571	2,45	3,60	300	11850				
131	10,70	0,92	1308	9400				
145	9,68	1,01	1182	9300				
159	8,79	1,10	1078	9250				
188	7,43	1,22	912	9050				
215	6,72	1,25	797	8950				
237	6,10	1,34	723	8850				
260	5,55	1,38	659	8750				
277	5,06	1,42	619	8650	İRAM	143	179	
303	4,62	1,46	566	8550	İRFM 82 / 180 M 4b	144	178	
332	4,22	1,50	516	8400	İRAFM	145	185	
346	4,05	1,54	495	8250				
380	3,69	1,62	451	8150				
417	3,37	1,70	411	8050				
456	3,08	1,78	376	8000				
478	2,93	1,78	359	8000				
523	2,67	1,82	328	8000				
590	2,37	1,86	290	8000				





P ₁	n ₂	i	S _f	M ₂	F _{Q1/2}				
GÜÇ	Çıkış Devri	Tahvil	Servis Faktörü	Çıkış Momenti	Rad. Yük	Tip			
Power	Output Speeds	Ratio	Service Factor	Output Torque	Over Loads	Type			
Leistung	Abtriebswelle Drehzahlen	Übersetzung	Betriebsfaktor	Abtriebswelle Drehmomente	Querkräfte	Typ			
[kW] Hp	[r.p.m]			[Nm]	[N]			kg	
22 30	8,5	165,414	1,00	23622	81500	İRAM İRFM	181 / 180 L 4b	158	1170
	9,6	145,399	1,12	20915	81500				
	10	138,808	1,16	20079	80800				
	11	132,705	1,22	18253	80800				
	12	121,763	1,33	16732	80800				
	13	112,232	1,43	15445	79600				
	16	85,188	1,91	12549	79500				
	19	75,308	2,70	10568	78900				
	21	67,935	2,90	9561	78400				
	28	50,881	3,90	7171	78200				
31	45,734	4,40	6477	77600					
	16	90,364	0,92	12549	68000	İRAM İRFM İRBM	151 / 180 L 4b	156	642
	19	75,868	1,13	10568	68000				
	21	67,166	1,26	9561	68000				
	23	59,978	1,40	8730	67700				
	29	48,796	1,74	6924	67500				
	35	40,390	2,40	5737	67500				
	39	36,323	2,60	5148	67000				
	43	32,859	2,80	4669	66800				
	47	29,873	3,20	4272	66800				
	51	27,273	3,50	3937	66500				
	56	24,833	3,80	3585	66000				
	62	22,671	4,10	3238	65000				
	24	61,36	0,95	8365	33300	İRAM İRFM İRBM	136 / 180 L 4b	154	502
	26	54,94	1,07	7488	33750				
	30	49,48	1,20	6743	34190				
	35	41,46	1,42	5643	34740				
	40	36,87	1,61	5024	34160				
	44	33,01	1,79	4500	35880				
	50	29,73	1,99	4052	36340				
	54	26,90	2,21	3666	37190				
	60	24,43	2,44	3330	37870				
	65	22,27	2,69	3035	38540				
	70	20,35	2,94	2773	39100				
	77	18,89	3,15	2574	39720				
	85	17,16	3,48	2338	40100				
	93	15,64	3,80	2131	40870				
	100	14,29	4,15	1947	41370				
	40	36,03	0,89	5104	15150	İRAM İRFM İRBM	120 / 180 L 4b	152	356
	45	31,72	1,00	4462	15600				
	50	28,81	1,11	4015	15910				
	55	25,97	1,23	3650	16200				
	60	24,44	1,34	3346	16840				
	63	23,05	1,40	3187	17210				
	80	18,51	1,78	2510	17600				
	95	15,48	2,12	2113	17940				
	100	14,77	2,23	2008	18360				
	105	13,93	2,34	1898	18880				
	115	12,74	2,56	1755	19380				
	120	12,15	2,43	1683	19970				
	128	11,36	2,67	1563	20480				
	135	10,89	2,99	1500	20910				
	140	10,18	2,67	1403	21340				





P ₁	n ₂	i	S _f	M ₂	F _{Q1/2}	Tip		
GÜÇ	Çıkış Devri	Tahvil	Servis Faktörü	Çıkış Momenti	Rad. Yük	Tip		
Power	Output Speeds	Ratio	Service Factor	Output Torque	Over Loads	Type		
Leistung	Abtriebswelle Drehzahlen	Übersetzung	Betriebsfaktor	Abtriebswelle Drehmomente	Querkräfte	Typ		
[kW] Hp	[r.p.m.]			[Nm]	[N]			kg
22	145	10,00	2,72	1377	21790			
	155	9,41	3,09	1296	22280			
30	160	8,87	3,23	1222	22740			
	170	8,44	3,09	1161	23000			
	180	8,00	3,77	1101	22490			
	190	7,60	3,89	1047	21890			
	200	7,17	3,20	980	21260			
	210	6,88	3,03	893	20840			
	220	6,49	3,23	893	20110	İRAM	152	356
	225	6,41	3,27	882	19770	İRFM 120 / 180 L 4b	152	367
	240	6,07	3,89	836	19040	İRBM	153	441
	250	5,76	3,77	793	18560			
	265	5,47	3,89	752	18120			
	280	5,21	3,77	717	17870			
	290	4,95	3,89	681	17100			
	300	4,83	4,70	665	16490			
	335	4,33	4,70	596	16000			
	370	3,90	4,70	537	15640			
410	3,53	4,70	486	15130				
	44	31,677	0,92	4563	20000			
	50	28,155	1,05	4016	19500			
	55	25,155	1,16	3651	19500	İRAM	149	412
	62	22,568	1,30	3238	19100	İRFM 103 / 180 L 4b	150	414
	69	20,316	1,43	2910	19000	İRAFMM	151	416
	76	18,336	1,60	2642	18700			
	84	16,582	1,77	2390	18500			
	93	15,104	1,98	2159	18000			
	79	17,692	1,60	2580	17600			
	89	15,624	1,92	2290	17200			
	101	13,887	2,10	2018	17000			
	113	12,407	2,30	1804	16700			
	132	10,585	2,80	1544	16500			
	148	9,457	3,10	1377	16300			
	165	8,485	3,40	1235	16000			
	183	7,638	3,50	1114	16000			
	196	7,144	3,60	1040	16000	İRAM	149	402
	219	6,382	3,70	931	15700	İRFM 102 / 180 L 4b	150	404
	244	5,726	3,80	835	15700	İRAFMM	151	406
	272	5,154	3,90	749	15700			
	301	4,652	4,10	677	15500			
	333	4,207	4,20	612	15500			
	376	3,723	3,90	542	15500			
	417	3,360	4,00	489	15000			
	461	3,039	4,00	442	15000			
	509	2,752	4,10	400	15000			
	561	2,495	4,10	363	15000			
	619	2,263	4,10	329	15000			
	105	13,32	1,16	1941	12100			
	127	11,01	1,39	1605	11800	İRAM	146	286
	139	10,05	1,50	1466	11700	İRFM 92 / 180 L 4b	147	287
	152	9,20	1,53	1341	11500	İRAFMM	148	293
	168	8,31	1,60	1213	11100			
	185	7,54	1,79	1102	10900			



P ₁	n ₂	i	S _f	M ₂	F _{Q1/2}	Tip		
GÜÇ	Çıkış Devri	Tahvil	Servis Faktörü	Çıkış Momenti	Rad. Yük	Tip		
Power	Output Speeds	Ratio	Service Factor	Output Torque	Over Loads	Type		
Leistung	Abtriebswelle Drehzahlen	Übersetzung	Betriebsfaktor	Abtriebswelle Drehmomente	Querkräfte	Typ		
[kW] Hp	[r.p.m]			[Nm]	[N]			kg
22 30	204	6,87	1,96	999	10900	İRAM İRFM 92 / 180 L 4b İRAFM	146	286
	223	6,27	2,20	914	10800			
	244	5,74	2,20	835	10700			
	266	5,26	2,30	766	10600			
	316	4,43	2,40	645	10600			
	343	4,08	2,50	594	10500			
	373	3,75	2,90	546	10500			
	391	3,58	2,90	521	10500			
	464	3,10	2,90	439	10500			
	504	2,78	3,00	404	10500			
	548	2,55	3,00	372	10500			
	571	2,45	3,00	357	10500			
	215	6,72	1,05	948	8750			
	237	6,10	1,12	860	8600			
260	5,55	1,16	784	8450				
277	5,06	1,19	736	8350				
303	4,62	1,23	673	8250				
332	4,22	1,26	614	8050	İRAM	143	193	
346	4,05	1,30	589	7900	İRFM 82 / 180 L 4b	144	192	
380	3,69	1,36	536	7800	İRAFM	145	199	
417	3,37	1,43	489	7700				
456	3,08	1,50	447	7600				
478	2,93	1,50	426	7600				
523	2,67	1,53	390	7600				
590	2,37	1,57	345	7600				
30 40	16	85,188	1,40	17112	78100	İRAM İRFM 181 / 200 L 4c	158	1210
	19	75,308	1,97	14411	77500			
	21	67,935	2,20	13038	77000			
	28	50,881	2,80	9779	76800			
	31	45,734	3,20	8832	76200			
	34	41,350	3,50	8053	76000			
	37	37,963	4,50	7400	75500			
	41	34,324	4,90	6678	75000			
	29	48,796	1,28	9441	66000			
	39	36,323	1,90	7021	66000			
	43	32,859	2,10	6367	65400			
	47	29,873	2,40	5826	65200			
	51	27,273	2,50	5369	65000			
	56	24,833	2,80	4889	64900			
62	22,671	3,00	4416	64500	İRFM 151 / 200 L 4c	156	704	
70	20,772	3,30	3911	64200	İRBM	157	844	
73	19,089	3,60	3751	64000				
75	18,795	3,50	3651	63000				
82	17,002	3,90	3339	63000				
87	16,126	4,30	3147	62400				
40	36,87	1,18	6805	33000				
44	33,01	1,32	6093	33500				
50	29,73	1,47	5487	34240	İRAM	154	563	
55	26,90	1,63	4965	34700	İRFM 136 / 200 L 4c	154	566	
60	24,43	1,80	4510	35110	İRBM	155	665	
65	22,27	1,97	4110	35600				
70	20,35	2,16	3756	35990				





P ₁	n ₂	i	S _f	M ₂	F _{Q1/2}	Tip				
GÜÇ	Çıkış Devri	Tahvil	Servis Faktörü	Çıkış Momenti	Rad. Yük	Tip				
Power	Output Speeds	Ratio	Service Factor	Output Torque	Over Loads	Type				
Leistung	Abtriebswelle Drehzahlen	Übersetzung	Betriebsfaktor	Abtriebswelle Drehmomente	Querkräfte	Typ				
[kW] Hp	[r.p.m]			[Nm]	[N]			kg		
30	77	18,89	2,32	3487	36340					
	85	17,16	2,56	3167	37400					
	40	90	15,64	2,81	2886	37940				
		100	14,29	3,07	2638	38540				
	110	13,29	2,80	2497	39300					
	125	11,70	3,15	2197	40140	İRAM		154	563	
	140	10,38	3,55	1950	40890	İRFM	136 / 200 L 4c	154	566	
	160	9,27	4,00	1742	40000	İRBM		155	665	
	175	8,33	4,40	1565	39270					
	195	7,51	4,90	1412	38870					
	215	6,81	5,40	1279	38330					
	235	6,18	5,95	1162	38100					
	260	5,63	6,50	1058	37850					
		62	22,57	0,95	4416	15900				
		69	20,32	1,05	3968	15900	İRAM		149	444
		76	18,34	1,17	3603	15900	İRFM	103 / 200 L 4c	150	446
		84	16,58	1,30	3260	15900	İRAFAM		151	448
	93	15,10	1,45	2944	15900					
	89	15,624	1,41	3123	15700					
	101	13,887	1,50	2752	15700					
	113	12,407	1,69	2460	15500					
	132	10,585	2,00	2106	15100					
	148	9,457	2,30	1878	15100					
	165	8,485	2,50	1685	14800					
	183	7,638	2,60	1519	14500					
	196	7,144	2,60	1418	14500					
	219	6,382	2,70	1269	14500	İRAM		149	434	
	244	5,726	2,80	1139	14500	İRFM	102 / 200 L 4c	150	436	
	272	5,154	2,80	1022	14350	İRAFAM		151	438	
	301	4,652	3,00	923	14100					
	333	4,207	3,00	835	14100					
	376	3,723	2,90	739	14100					
	417	3,360	2,90	667	14100					
	461	3,039	2,90	603	13850					
	509	2,752	3,00	546	13850					
	561	2,495	3,00	495	13850					
	619	2,263	3,00	449	13850					
	204	6,87	1,43	1362	10600					
	223	6,27	1,57	1246	10500					
	244	5,74	1,63	1139	10500					
	266	5,26	1,66	1045	10350					
	316	4,43	1,78	879	10200	İRAM		146	318	
	343	4,08	1,82	810	10100	İRFM	92 / 200 L 4c	147	319	
	373	3,75	2,10	745	10000	İRAFAM		148	325	
	391	3,58	2,10	711	10000					
	464	3,10	2,10	599	10000					
	504	2,78	2,20	551	10000					
	548	2,55	2,20	507	10000					
	571	2,45	2,20	487	10000					
37	19	75,308	1,60	17773	76700	İRAM		158	1250	
	21	67,935	1,75	16080	76100	İRFM	181 / 225 S 4a	158	1280	
	50	28	50,881	2,30	12060	75600				



P ₁	n ₂	i	S _f	M ₂	F _{Q1/2}				
GÜÇ	Çıkış Devri	Tahvil	Servis Faktörü	Çıkış Momenti	Rad. Yük	Tip			
Power	Output Speeds	Ratio	Service Factor	Output Torque	Over Loads	Type			
Leistung	Abtriebswelle Drehzahlen	Übersetzung	Betriebsfaktor	Abtriebswelle Drehmomente	Querkräfte	Typ			
[kW] Hp	[r.p.m]			[Nm]	[N]			kg	
37 50	31	45,734	2,60	10893	75400	İRAM İRFM	181 / 225 S 4a	158	1250
	34	41,350	2,80	9932	74800				
	37	37,963	3,60	9127	74600				
	41	34,324	4,00	8236	74100				
	45	31,187	4,40	7504	73600				
	49	28,454	4,90	6892	73600				
	29	48,796	1,03	11644	64750				
	39	36,323	1,55	8659	64750				
	43	32,859	1,69	7853	64100				
	47	29,873	1,90	7185	63900				
	51	27,273	2,10	6621	63650				
	56	24,833	2,30	6030	63500				
	62	22,671	2,40	5447	63300	İRAM	151 / 225 S 4a	156	722
	70	20,772	2,70	4824	63000	İRFM		156	729
	73	19,089	2,90	4626	63000	İRBM		157	869
	75	18,795	2,80	4502	62700				
	82	17,002	3,20	4118	62500				
	87	16,126	3,50	3881	62200				
	93	15,003	3,70	3631	61900				
	98	14,363	3,70	3446	61700				
	106	13,200	4,10	3186	61500				
	50	29,73	1,19	6767	33310				
	55	26,90	1,32	6123	33820				
	60	24,43	1,46	5562	34270				
	65	22,27	1,60	5070	34800				
	70	20,35	1,75	4632	35330				
	77	18,89	1,88	4300	35980				
	85	17,16	2,07	3906	36580				
	90	15,64	2,28	3560	37200	İRAM	136 / C200 L 4	154	563
	100	14,29	2,48	3253	37710	İRFM		154	566
	110	13,29	2,27	3080	38700	İRBM		155	665
	125	11,70	2,55	2710	39860				
	140	10,38	2,87	2405	40210				
	160	9,27	3,24	2150	39100				
	175	8,33	3,56	1930	38900				
	195	7,51	3,97	1742	38440				
	215	6,81	4,37	1577	38000				
	235	6,18	4,82	1433	37800				
	260	5,63	5,27	1305	37400				
	89	15,624	1,14	3852	15000				
	101	13,887	1,22	3394	14600				
	113	12,407	1,37	3034	14600				
	132	10,585	1,65	2597	14350				
	148	9,457	1,85	2316	14350				
	165	8,485	2,00	2078	14100	İRAM	102 / 225 S 4a	149	460
	183	7,638	2,10	1873	14100	İRFM		150	462
	196	7,144	2,10	1749	14100	İRAFM		151	464
	219	6,382	2,20	1565	14100				
	244	5,726	2,20	1405	13800				
	272	5,154	2,30	1260	13800				
	301	4,652	2,40	1139	13800				
	333	4,207	2,50	1030	13800				





P ₁	n ₂	i	S _f	M ₂	F _{Q1/2}	Tip						
GÜÇ	Çıkış Devri	Tahvil	Servis Faktörü	Çıkış Momenti	Rad. Yük	Type						
Power	Output Speeds	Ratio	Service Factor	Output Torque	Over Loads	Typ						
Leistung	Abtriebswelle Drehzahlen	Übersetzung	Betriebsfaktor	Abtriebswelle Drehmomente	Querkräfte			kg				
[kW] Hp	[r.p.m]			[Nm]	[N]							
37 50	376	3,723	2,30	912	13500	İRAM İRFM İRAFM	102 / 225 S 4a	149	460			
	417	3,360	2,40	822	13500			150	462			
	461	3,039	2,40	744	13500			151	464			
	509	2,752	2,40	674	13450							
	561	2,495	2,40	611	13300							
	619	2,263	2,40	554	13200							
45 60	21	67,935	1,44	19557	75340	İRAM İRFM	181 / 225 M 4c	158	1274			
	28	50,881	1,89	14668	74740			158	1304			
	31	45,734	2,10	13248	74240							
	34	41,350	2,30	12079	74040							
	37	37,963	3,00	11100	73440							
	41	34,324	3,30	10017	73240							
	45	31,187	3,60	9127	72740							
	49	28,454	4,00	8382	72240							
	54	26,053	4,30	7606	72240							
	65	21,694	5,20	6318	72000							
	70	19,923	5,70	5867	71500							
		43	32,859	1,39	9551			63100	İRAM İRFM İRBM	151 / 225 M 4c	156	777
		47	29,873	1,57	8738			62900			156	784
		51	27,273	1,70	8053			62650			157	924
	56	24,833	1,85	7334	62500							
	62	22,671	2,00	6624	62300							
	70	20,772	2,20	5867	62000							
	73	19,089	2,40	5626	62000							
	75	18,795	2,30	5476	61700							
	82	17,002	2,60	5009	61500							
	87	16,126	2,80	4721	61200							
	93	15,003	3,10	4416	60900							
	98	14,363	3,10	4191	60700							
	106	13,200	3,30	3875	60500							
	114	12,280	3,50	3603	60000							
	123	11,388	3,60	3390	60000							
	124	11,285	3,90	3312	60000							
	135	10,344	3,90	3089	60000							
	101	13,887	1,00	4128	14000	İRAM İRFM İRAFM	102 / 225 M 4c	149	561			
	113	12,407	1,12	3690	14000			150	563			
	132	10,585	1,35	3159	14000			151	565			
	148	9,457	1,52	2817	14000							
	165	8,485	1,68	2527	13800							
	183	7,638	1,71	2278	13800							
	196	7,144	1,76	2127	13800							
	219	6,382	1,80	1904	13500							
	244	5,726	1,85	1709	13500							
	272	5,154	1,90	1533	13500							
	301	4,652	2,00	1385	13500							
	333	4,207	2,00	1252	13500							
	376	3,723	1,90	1109	13500							
	417	3,360	1,96	1000	13300							
	461	3,039	1,96	904	13300							
	509	2,752	2,00	819	13000							
	561	2,495	2,00	743	13000							
	619	2,263	2,00	674	13000							





P ₁	n ₂	i	S _f	M ₂	F _{Q1/2}	Tip				
GÜÇ	Çıkış Devri	Tahvil	Servis Faktörü	Çıkış Momenti	Rad. Yük	Type				
Power	Output Speeds	Ratio	Service Factor	Output Torque	Over Loads	Typ				
Leistung	Abtriebswelle Drehzahlen	Übersetzung	Betriebsfaktor	Abtriebswelle Drehmomente	Querkräfte					
[kW] Hp	[r.p.m.]			[Nm]	[N]			kg		
55 75	28	50,881	1,55	17927	73380	İRAM İRFM	181 / C225 M 4	158	1265	
								158	1290	
		31	45,734	1,75	16192	72880				
		34	41,350	1,92	14764	72680				
		37	37,963	2,40	13567	72080				
		41	34,324	2,70	12243	71880				
		45	31,187	2,90	11155	71380				
		49	28,454	3,30	10244	70880				
		54	26,053	3,50	9296	70880	İRAM İRFM	181 / 250 M 4c	158	1265
		65	21,694	4,20	7723	70640			158	1290
		70	19,923	4,60	7171	70140				
		76	18,344	5,00	6605	70100				
		83	16,926	5,40	6048	70050				
		87	16,027	5,90	5858	70000				
		90	15,544	4,00	5577	70000				
		101	13,912	4,60	5046	70000				
		47	29,873	1,28	10680	61450				
		51	27,273	1,39	9842	61200				
		56	24,833	1,51	8964	61050				
	62	22,671	1,65	8096	60850					
	70	20,772	1,81	7171	60550					
	73	19,089	1,96	6876	60550					
	75	18,795	1,92	6693	60250					
	82	17,002	2,10	6122	60050					
	87	16,126	2,30	5770	59750	İRAM İRFM	151 / 250 M 4c	156	883	
	93	15,003	2,50	5397	59450			156	890	
	98	14,363	2,50	5122	59250	İRFM İRBM	151 / 250 M 4c	157	1030	
	106	13,200	2,70	4736	59050					
	114	12,280	2,90	4403	58550					
	123	11,388	2,90	4143	58550					
	124	11,285	3,20	4048	58500					
	135	10,344	3,20	3775	58500					
	148	9,435	3,50	3443	58000					
	155	9,023	3,70	3288	57800					
	162	8,636	3,80	3146	57500					
	177	7,928	4,20	2879	57000					
75 100	34	41,350	1,41	20132	71200					
	37	37,963	1,79	18500	70600					
	41	34,324	1,96	16695	70400					
	45	31,187	2,20	15211	69900					
	49	28,454	2,40	13969	69400					
	54	26,053	2,60	12676	69400					
	65	21,694	3,10	10531	69160	İRAM İRFM	181 / 280 S 4	158	1395	
	76	18,344	3,70	9007	68660			158	1420	
	83	16,926	4,00	8247	68620					
	87	16,027	2,90	7988	68570					
	90	15,544	4,30	7606	68520					
	101	13,912	3,40	6880	68520					
	115	12,200	3,80	6043	68520					
130	10,785	4,30	5346	68520						






P ₁	n ₂	i	S _f	M ₂	F _{Q/2}	Tip			
GÜÇ	Çıkış Devri	Tahvil	Servis Faktörü	Çıkış Momenti	Rad. Yük	Tip			
Power	Output Speeds	Ratio	Service Factor	Output Torque	Over Loads	Type			
Leistung	Abtriebswelle Drehzahlen	Übersetzung	Betriebsfaktor	Abtriebswelle Drehmomente	Querkräfte	Typ			
[kW] Hp	[r.p.m]			[Nm]	[N]			kg	
75	70	20,772	1,33	9779	59400				
	73	19,089	1,44	9377	59400				
100	75	18,795	1,41	9127	59100				
	82	17,002	1,56	8348	58900				
	87	16,126	1,72	7868	58600				
	93	15,003	1,84	7360	58600				
	98	14,363	1,84	6985	58100				
	106	13,200	2,00	6458	57900				
	114	12,280	2,10	6004	57400				
	124	11,285	2,30	5520	57300				
	135	10,344	2,40	5148	57300				
	148	9,435	2,60	4695	57300	İRAM		156	1006
	155	9,023	2,70	4483	56150	İRFM	151 / 280 S 4	156	1013
	162	8,636	2,80	4290	56150	İRBM		157	1153
	177	7,928	3,10	3926	56000				
	183	7,639	2,80	3797	56000				
	192	7,297	3,30	3619	55400				
	201	6,967	3,00	3457	55100				
	210	6,663	3,00	3309	55000				
	220	6,377	3,10	3159	54800				
	239	5,854	3,30	2908	54800				
	257	5,454	3,00	2704	54500				
268	5,220	3,10	2593	54000					
292	4,792	3,30	2380	54000					
372	3,759	3,80	1868	54000					
90	41	34,324	1,64	20034	68680				
	45	31,187	1,81	18253	68180				
120	49	28,454	2,00	16763	67680				
	54	26,053	2,20	15211	67680				
	65	21,694	2,60	12637	67440				
	70	19,923	2,80	11734	66940				
	76	18,344	3,10	10808	66900	İRAM		158	1449
	83	16,926	3,30	9896	66850	İRFM	181 / 280 M 4	158	1474
	87	16,027	2,40	9585	66800				
	90	15,544	3,60	9127	66800				
	101	13,912	2,80	8257	66500				
	115	12,200	3,20	7251	66300				
	130	10,785	3,60	6415	66150				
	146	9,597	4,00	5712	66000				
		82	17,002	1,30	10017	57900			
		87	16,126	1,43	9441	57600			
	93	15,003	1,53	8832	57600				
	98	14,363	1,53	8382	57100				
	106	13,200	1,67	7749	56900				
	114	12,280	1,77	7205	56400				
	124	11,285	1,93	6624	56300	İRAM		156	1060
	135	10,344	1,97	6177	56300	İRFM	151 / 280 M 4	156	1067
	148	9,435	2,20	5635	56300	İRBM		157	1207
	155	9,023	2,30	5380	55150				
	162	8,636	2,40	5148	55150				
	177	7,928	2,60	4711	55000				
	183	7,639	2,30	4557	55000				
	192	7,297	2,80	4343	54400				



P ₁	n ₂	i	S _f	M ₂	F _{Q1/2}	Tip						
GÜÇ	Çıkış Devri	Tahvil	Servis Faktörü	Çıkış Momenti	Rad. Yük	Tip						
Power	Output Speeds	Ratio	Service Factor	Output Torque	Over Loads	Type						
Leistung	Abtriebswelle Drehzahlen	Übersetzung	Betriebsfaktor	Abtriebswelle Drehmomente	Querkräfte	Typ						
[kW] Hp	[r.p.m]			[Nm]	[N]			kg				
90 120	201	6,967	2,50	4149	54100	İRAM İRFM İRBM	151 / 280 M 4	156 1060 156 1067 157 1207				
	210	6,663	2,50	3971	54000							
	220	6,377	2,60	3790	53800							
	239	5,854	2,70	3489	53800							
	257	5,454	2,50	3545	53500							
	268	5,220	2,60	3112	52900							
	292	4,792	2,70	2856	52900							
372	3,759	3,10	2242	52900								
110 150	148	9,435	1,77	6887	55050	İRAM İRFM İRBM	151 / C280 M 4	156 1123 156 1130 157 1270				
	155	9,023	1,85	6576	53900							
	162	8,636	1,94	6291	53900							
	177	7,928	2,10	5758	53750							
	183	7,639	1,91	5570	53750							
	192	7,297	2,30	5308	53150							
	201	6,967	2,00	5071	52750							
	210	6,663	2,10	4853	52650							
	220	6,377	2,10	4633	52450							
	239	5,854	2,30	4265	52450							
	257	5,454	2,10	3966	51950							
	268	5,220	2,10	3803	51350							
	292	4,792	2,30	3490	50900							
	372	3,759	2,60	2740	50000							
		45	31,187	1,48	22310				66240	İRAM İRFM	181 / 315 S 4	158 1599 158 1624
		49	28,454	1,64	20488				65740			
		54	26,053	1,77	18591				65740			
	65	21,694	2,10	15445	65500							
	70	19,923	2,30	14342	65000							
	76	18,344	2,50	13210	64960							
	83	16,926	2,70	12096	64910							
	87	16,027	2,00	11715	64860							
	90	15,544	2,90	11155	64750							
	101	13,912	2,30	10091	64500							
	115	12,200	2,60	8863	64000							
	130	10,785	3,00	7840	64000							
	146	9,597	3,30	6981	63500							
	160	8,772	4,50	6370	63500							
	179	7,806	5,00	5694	63000							
132 180	65	21,694	1,77	18534	63340	İRAM İRFM	181 / 315 M 4a	158 1681 158 1706				
	70	19,923	1,93	17210	62840							
	76	18,344	2,10	15852	62800							
	83	16,926	2,30	14515	62750							
	87	16,027	1,67	14058	62700							
	90	15,544	2,50	13386	62590							
	101	13,912	1,91	12110	62340							
	115	12,200	2,20	10635	61840							
	130	10,785	2,40	9408	61840							
	146	9,597	2,70	8377	61340							
	160	8,772	3,70	7644	61340							
	179	7,806	4,20	6833	60840							
160	130	10,785	2,00	11404	58000	İRAM İRFM	181 / 315 M 4b	158 1758 158 1783				
	146	9,597	2,30	10154	58000							



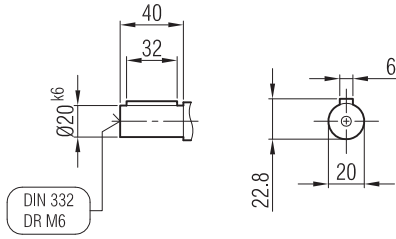
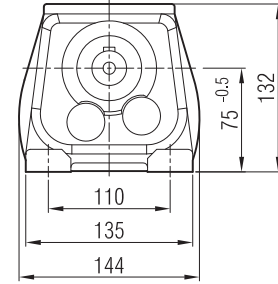
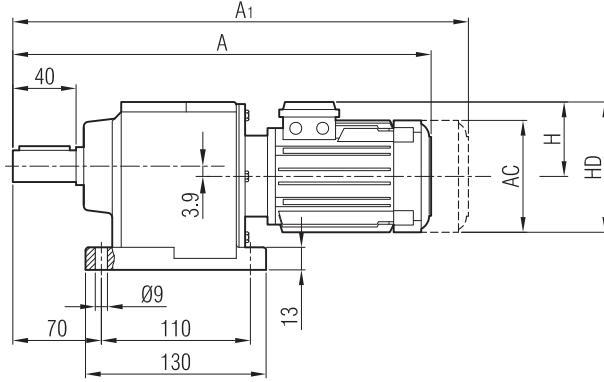
P ₁	n ₂	i	S _f	M ₂	F _{Q1/2}				
GÜÇ	Çıkış Devri	Tahvil	Servis Faktörü	Çıkış Momenti	Rad. Yük	Tip			
Power	Output Speeds	Ratio	Service Factor	Output Torque	Over Loads	Type			
Leistung	Abtriebswelle Drehzahlen	Übersetzung	Betriebsfaktor	Abtriebswelle Drehmomente	Querkräfte	Typ			
[kW] Hp	[r.p.m]			[Nm]	[N]			kg	
160	160	8,772	3,10	9266	55000	İRAM İRFM	181 / 315 M 4b	158	1758
	179	7,806	3,40	8282	53500			158	1783
185 220	130	10,785	1,75	13186	56000	İRAM İRFM	181 / 315 L 4a	158	1772
	146	9,597	1,96	11741	55500			158	1797
	160	8,772	2,70	10713	53000			158	1797
	179	7,806	3,00	9576	51000			158	1797



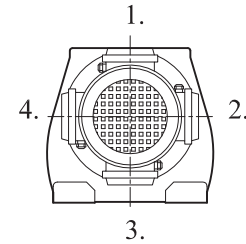


İRAM 42

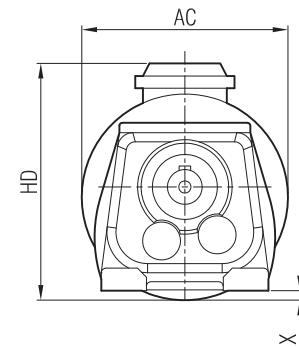
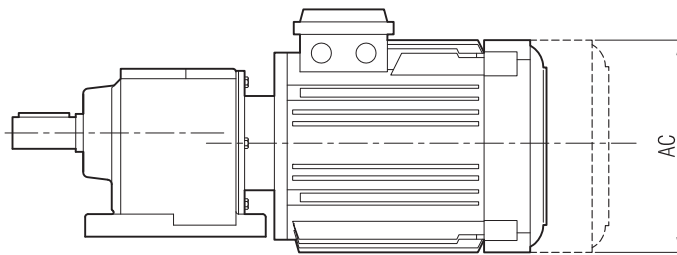
İRAM 43



Klemens Pozisyonları
Terminal Box Positions
Klemmenkasten Positionen



63-71-80-90 Tip/Type/Typ



	56	63	71	80	90 S	90 L									
A		356	384	414	433	458									
A ₁		414	457	497	518	543									
H		99	111	118	132	132									
HD		162	182	198	222	222									
AC		123	132	158	193	193									
X		-	-	7.9	25.4	25.4									

"A₁" Ölçüsü Frenli Motorlar içindir.

Dimension "A₁" is for motors with brake

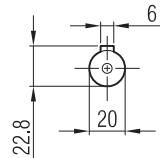
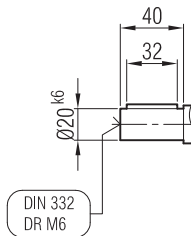
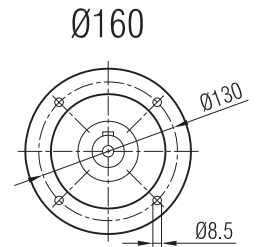
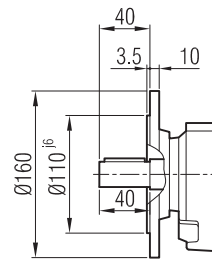
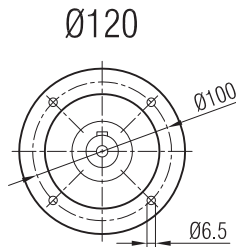
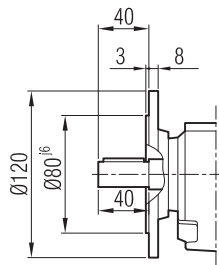
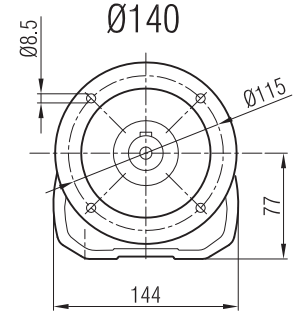
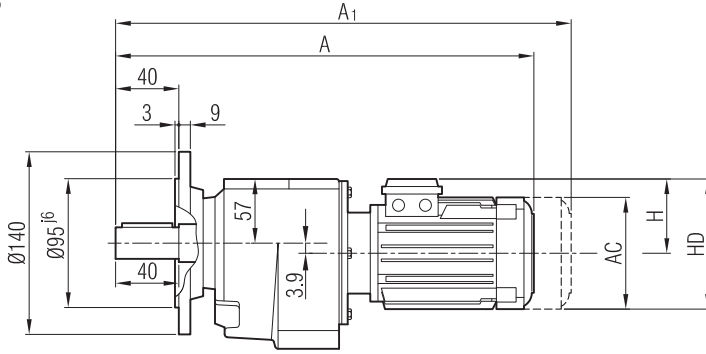
Maß "A₁" ist für Motoren mit Bremse



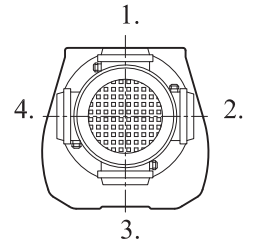


İRFM 42

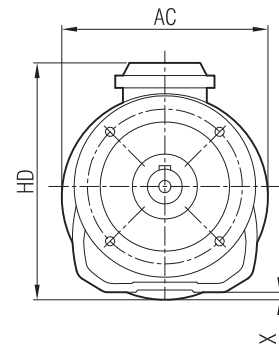
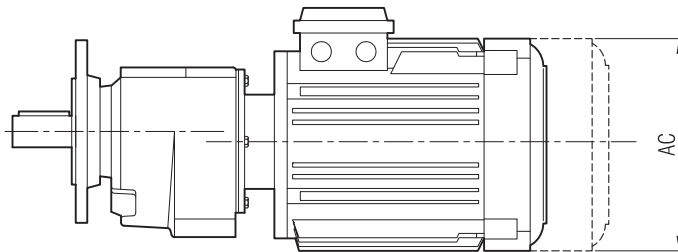
İRFM 43



Klemens Pozisyonları
Terminal Box Positions
Klemmenkasten Positionen



63-71-80-90 **Tip/Type/Typ**



	56	63	71	80	90 S	90 L								
A		356	384	414	433	458								
A ₁		414	457	497	518	543								
H		99	111	118	132	132								
HD		162	182	198	222	222								
AC		123	132	158	193	193								
X		-	-	5.9	23.4	23.4								

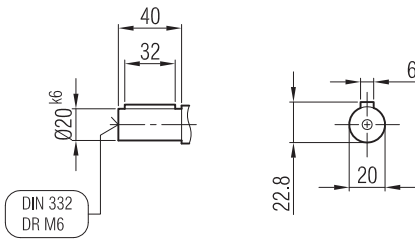
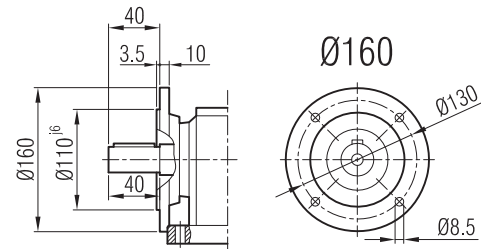
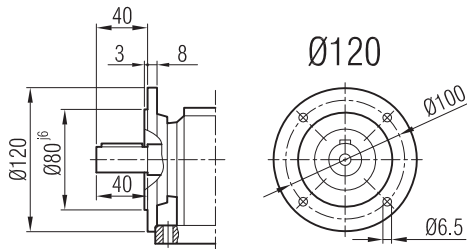
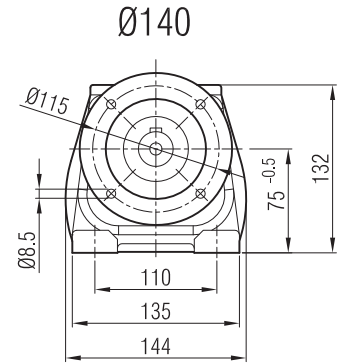
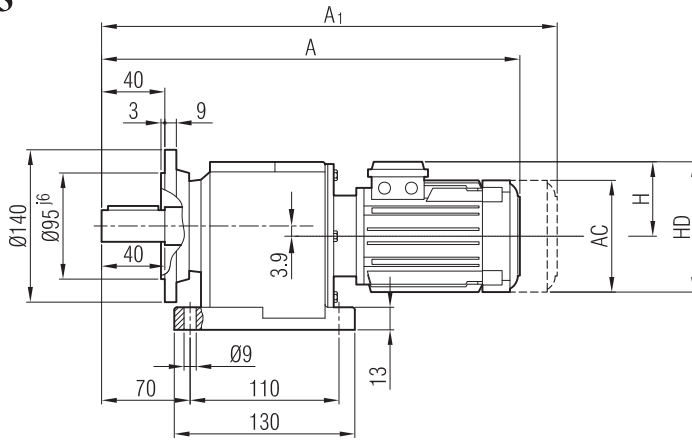
"A₁" Ölçüsü Frenli Motorlar içindir.
Dimension "A₁" is for motors with brake
Maß "A₁" ist für Motoren mit Bremse



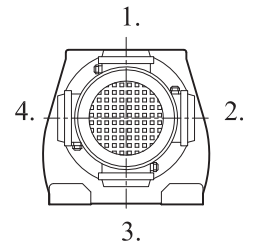


İRAFM 42

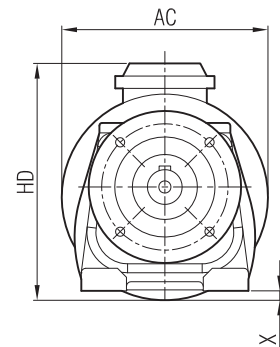
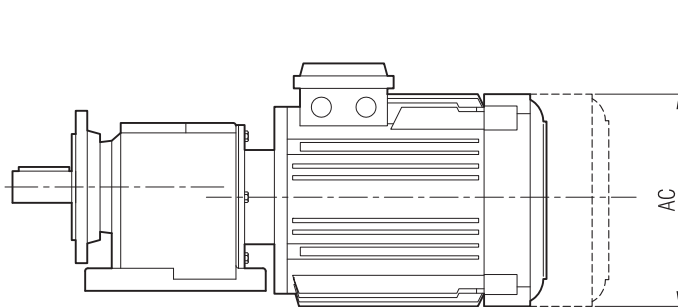
İRAFM 43



Klemens Pozisyonları
Terminal Box Positions
Klemmenkasten Positionen



63-71-80-90 Tip/Type/Typ



	56	63	71	80	90 S	90 L									
A		356	384	414	433	458									
A ₁		414	457	497	518	543									
H		99	111	118	132	132									
HD		162	182	198	222	222									
AC		123	132	158	193	193									
X		-	-	7.9	25.4	25.4									

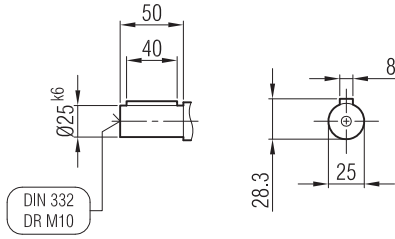
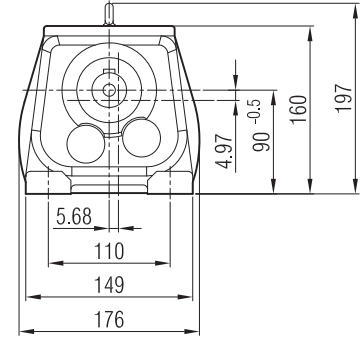
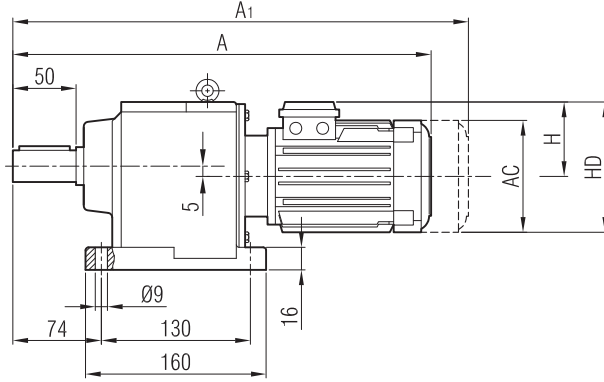
"A₁" Ölçüsü Frenli Motorlar içindir.
Dimension "A₁" is for motors with brake
Maß "A₁" ist für Motoren mit Bremse



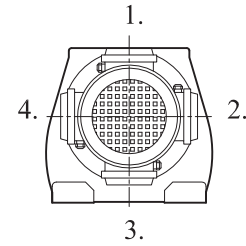


İRAM 52

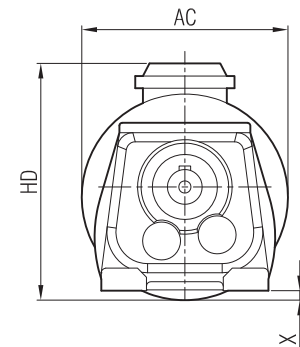
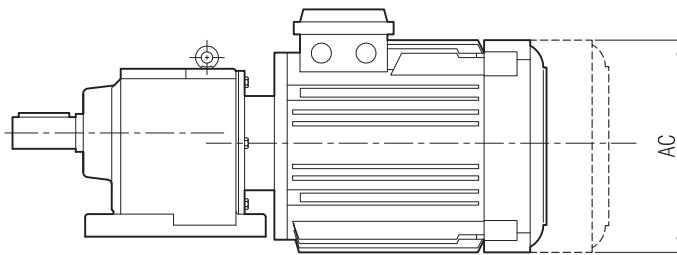
İRAM 53



Klemens Pozisyonları Terminal Box Positions Klemmenkasten Positionen



63-71-80-90-100 **Tip**/Type/Typ



	56	63	71	80	90 S	90 L	100									
A		431	417	447	466	491	520									
A ₁		489	490	530	551	576	622									
H		99	111	118	132	132	141									
HD		162	182	198	222	222	241									
AC		123	132	158	193	193	217									
X		-	-	-	5	5	15									

"A₁" Ölçüsü Frenli Motorlar içindir.

Dimension "A₁" is for motors with brake

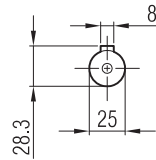
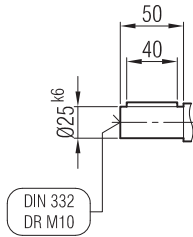
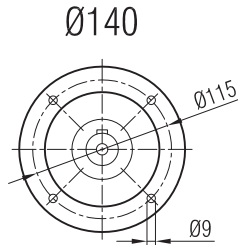
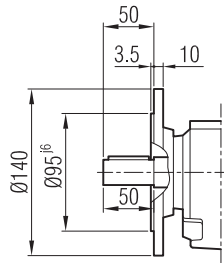
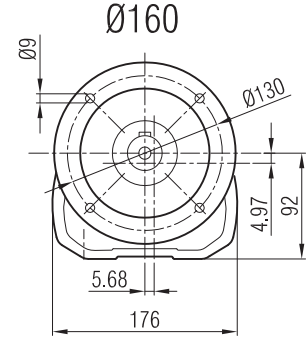
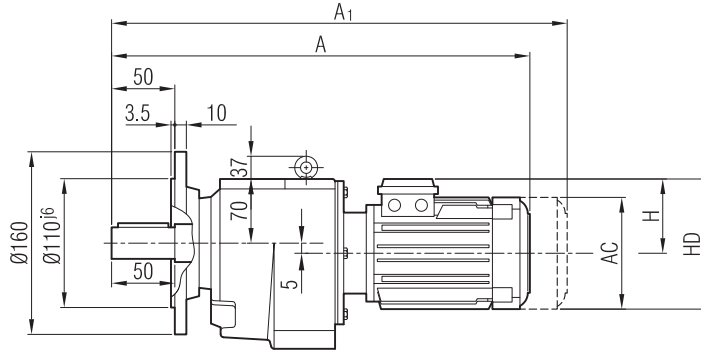
Maß "A₁" ist für Motoren mit Bremse



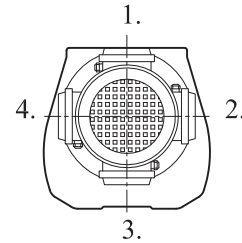


İRFM 52

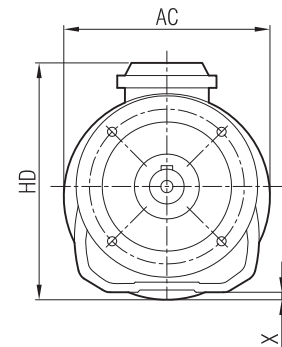
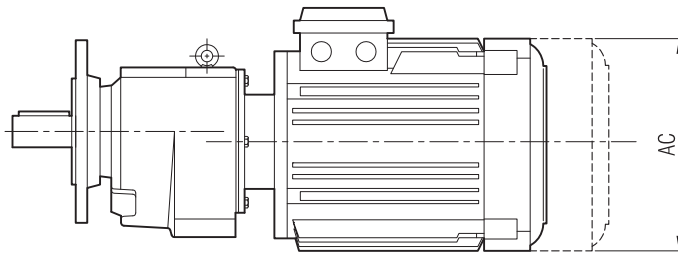
İRFM 53



Klemens Pozisyonları
Terminal Box Positions
Klemmenkasten Positionen



63-71-80-90-100 Tip/Type/Typ



	56	63	71	80	90 S	90 L	100								
A		431	417	447	466	491	520								
A ₁		489	490	530	551	576	622								
H		99	111	118	132	132	141								
HD		162	182	198	222	222	241								
AC		123	132	158	193	193	217								
X		-	-	-	3	3	13								

"A₁" Ölçüsü Frenli Motorlar içindir.

Dimension "A₁" is for motors with brake

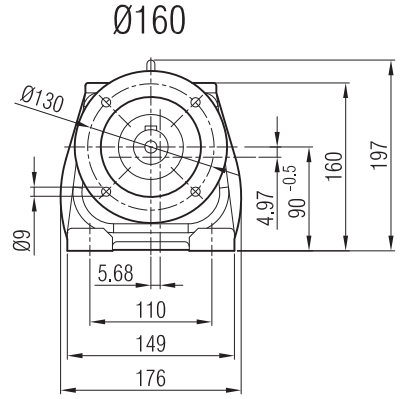
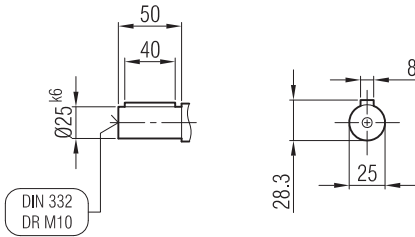
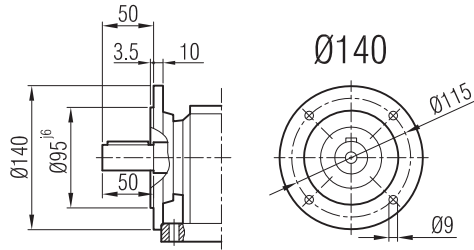
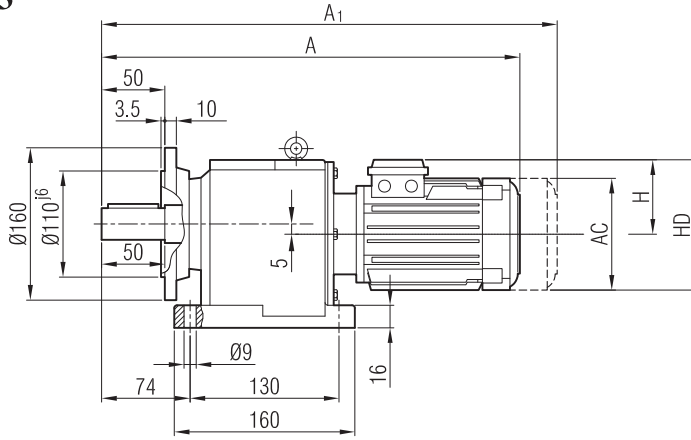
Maß "A₁" ist für Motoren mit Bremse



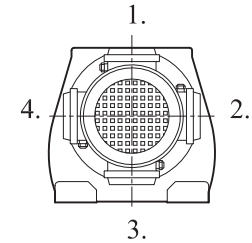


İRAFM 52

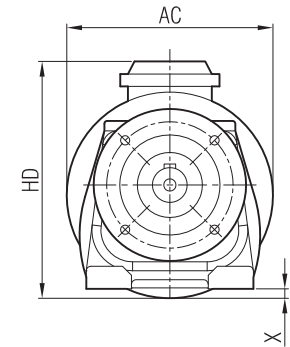
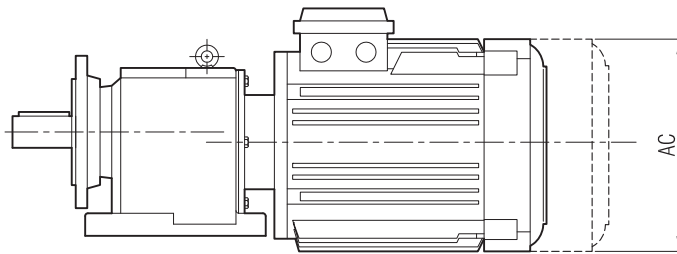
İRAFM 53



Klemens Pozisyonları Terminal Box Positions Klemmenkasten Positionen



63-71-80-90-100 Tip/Type/Typ



	56	63	71	80	90 S	90 L	100									
A		431	417	447	466	491	520									
A ₁		489	490	530	551	576	622									
H		99	111	118	132	132	141									
HD		162	182	198	222	222	241									
AC		123	132	158	193	193	217									
X		-	-	-	5	5	15									

"A₁" Ölçüsü Frenli Motorlar içindir.

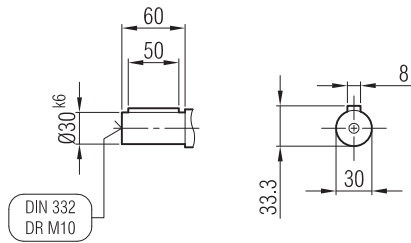
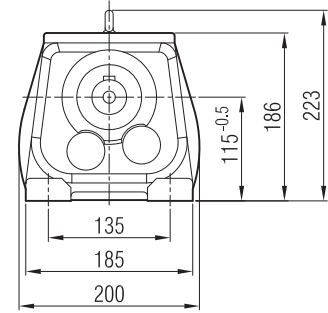
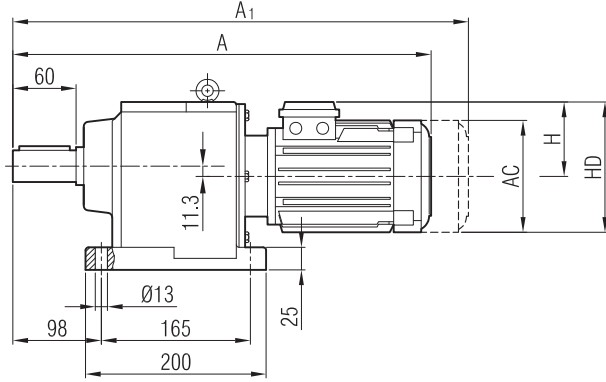
Dimension "A₁" is for motors with brake

Maß "A₁" ist für Motoren mit Bremse

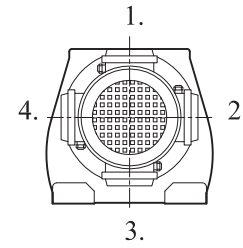




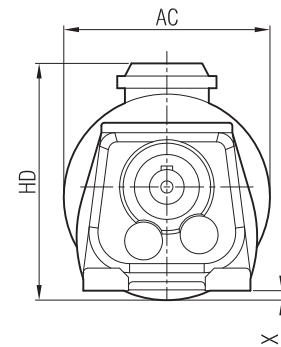
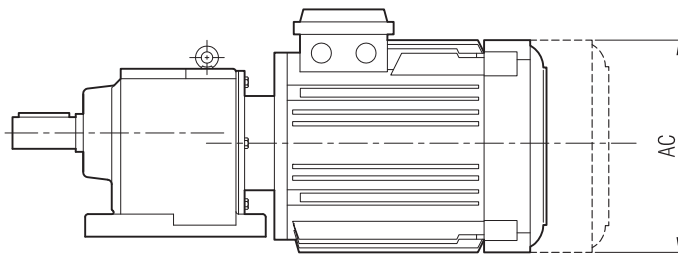
İRAM 621
İRAM 631



Klemens Pozisyonları
 Terminal Box Positions
 Klemmenkasten Positionen



63-71-80-90-100-112 **Tip/Type/Typ**



	56	63	71	80	90 S	90 L	100	112											
A		473	452	482	507	532	574	595											
A ₁		535	525	565	592	617	676	707											
H		99	111	118	132	132	141	149											
HD		162	182	198	222	222	241	261											
AC		123	132	158	193	193	217	232											
X		-	-	-	-	-	-	8.5											

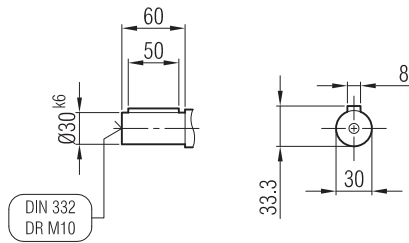
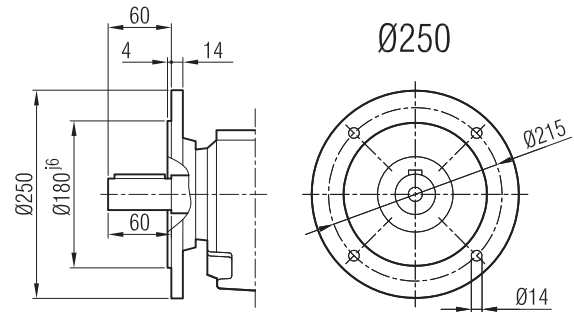
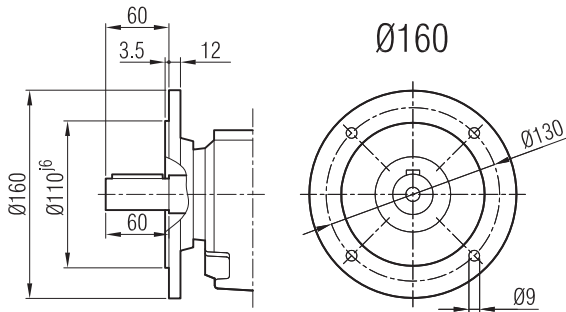
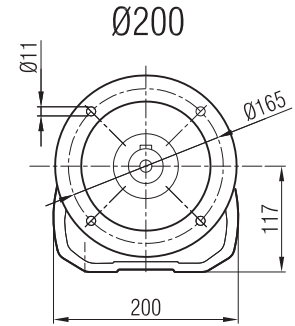
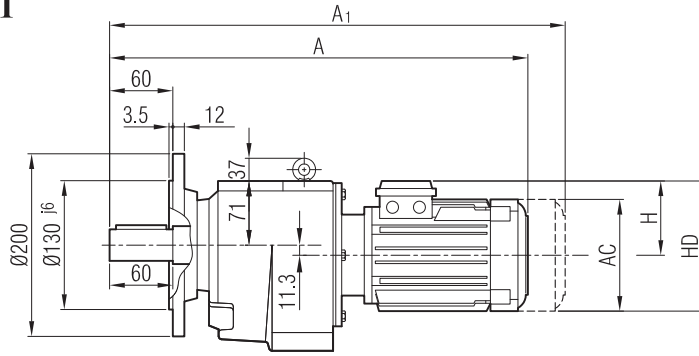
"A₁" Ölçüsü Frenli Motorlar içindir.
 Dimension "A₁" is for motors with brake
 Maß "A₁" ist für Motoren mit Bremse



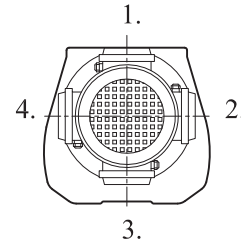


İRFM 621

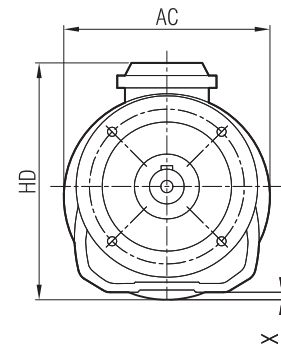
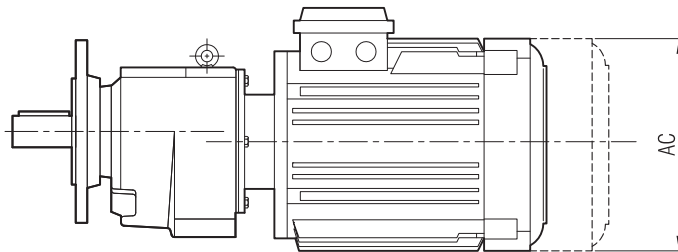
İRFM 631



Klemens Pozisyonları
Terminal Box Positions
Klemmenkasten Positionen



63-71-80-90-100-112 **Tip/Type/Typ**



	56	63	71	80	90 S	90 L	100	112								
A		473	452	482	507	532	574	595								
A ₁		535	525	565	592	617	676	707								
H		99	111	118	132	132	141	149								
HD		162	182	198	222	222	241	261								
AC		123	132	158	193	193	217	232								
X		-	-	-	-	-	-	6.5								

"A₁" Ölçüsü Frenli Motorlar içindir.

Dimension "A₁" is for motors with brake

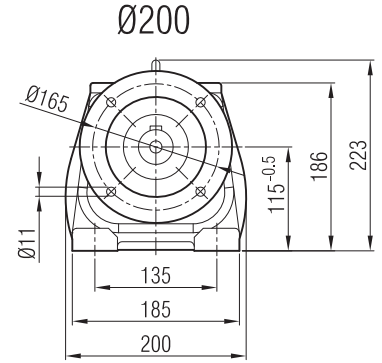
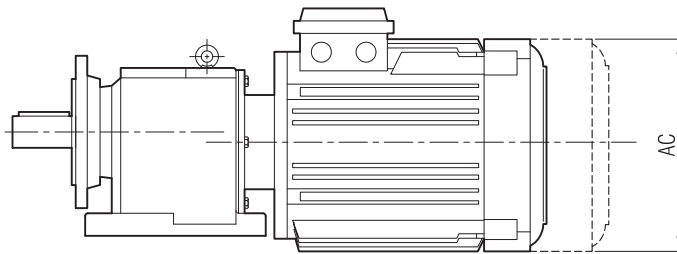
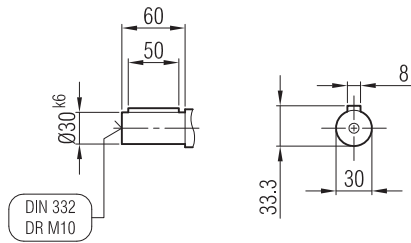
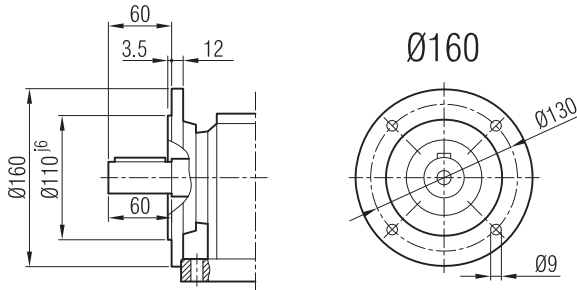
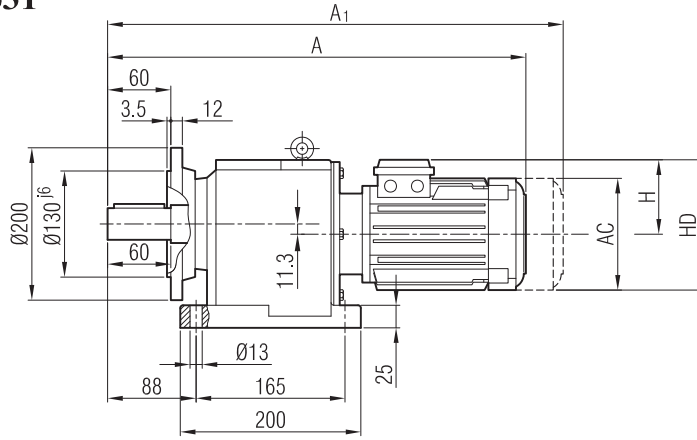
Maß "A₁" ist für Motoren mit Bremse



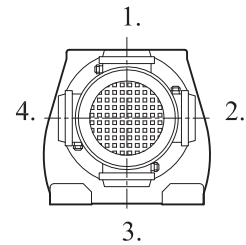


İRAFM 621

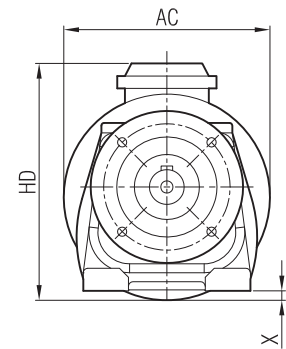
İRAFM 631



Klemens Pozisyonları Terminal Box Positions Klemmenkasten Positionen



63-71-80-90-100-112 Tip/Type/Typ



	56	63	71	80	90 S	90 L	100	112							
A		473	452	482	507	532	574	595							
A ₁		535	525	565	592	617	676	707							
H		99	111	118	132	132	141	149							
HD		162	182	198	222	222	241	261							
AC		123	132	158	193	193	217	232							
X		-	-	-	-	-	-	8.5							

"A₁" Ölçüsü Frenli Motorlar içindir.

Dimension "A₁" is for motors with brake

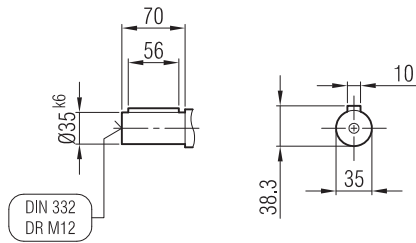
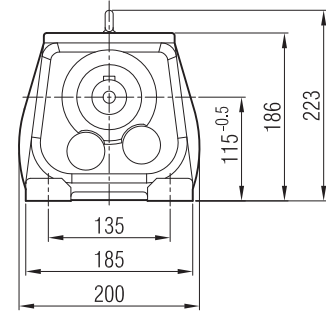
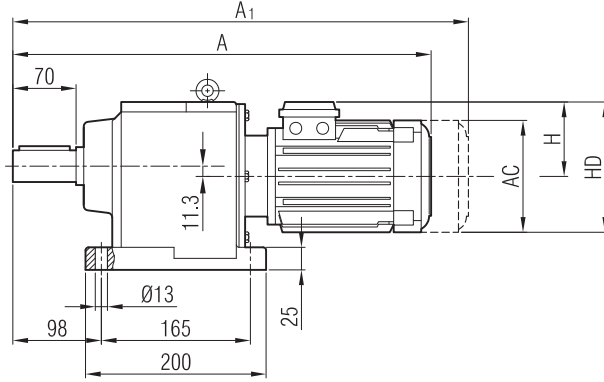
Maß "A₁" ist für Motoren mit Bremse



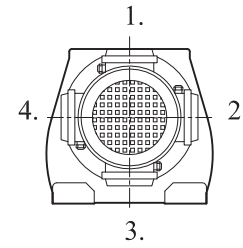


İRAM 62

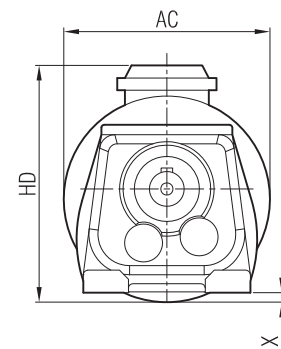
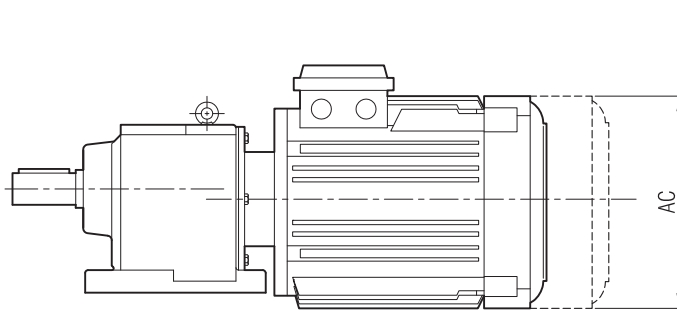
İRAM 63



Klemens Pozisyonları
Terminal Box Positions
Klemmenkasten Positionen



63-71-80-90-100-112 **Tip/Type/Typ**



	56	63	71	80	90 S	90 L	100	112							
A		483	462	492	517	542	584	605							
A ₁		545	535	575	602	627	686	717							
H		99	111	118	132	132	141	149							
HD		162	182	198	222	222	241	261							
AC		123	132	158	193	193	217	232							
X		-	-	-	-	-	-	8.5							

"A₁" Ölçüsü Frenli Motorlar içindir.

Dimension "A₁" is for motors with brake

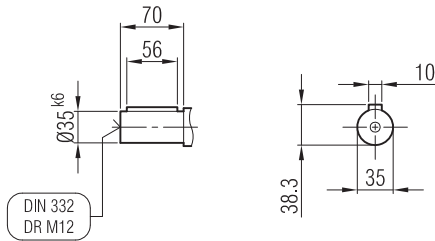
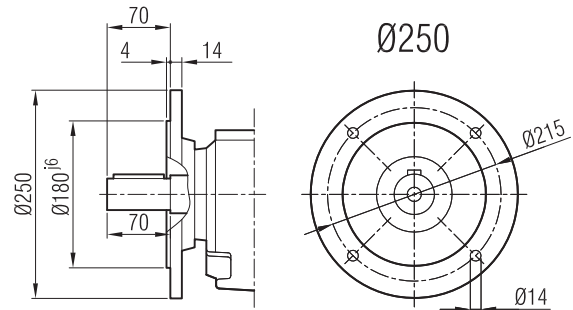
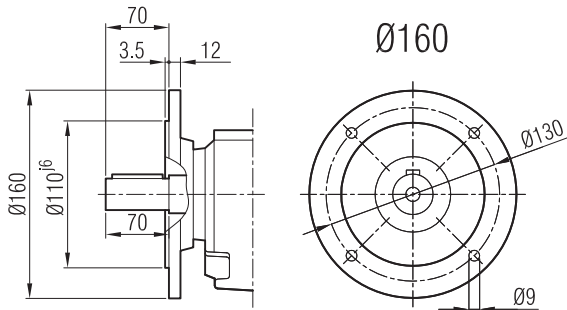
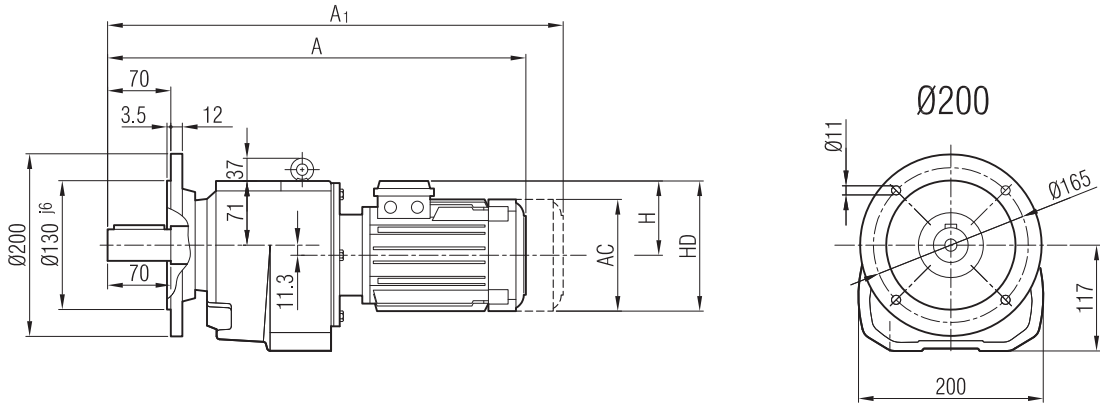
Maß "A₁" ist für Motoren mit Bremse



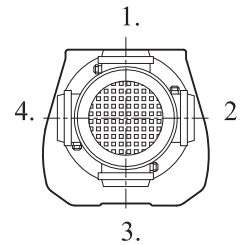


İRFM 62

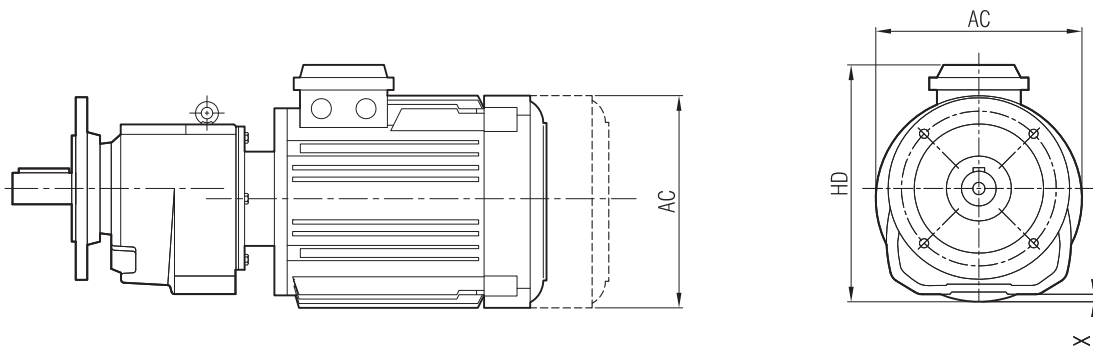
İRFM 63



Klemens Pozisyonları
Terminal Box Positions
Klemmenkasten Positionen



63-71-80-90-100-112 **Tip/Type/Typ**



	56	63	71	80	90 S	90 L	100	112								
A		483	462	492	517	542	584	605								
A ₁		545	535	575	602	627	686	717								
H		99	111	118	132	132	141	149								
HD		162	182	198	222	222	241	261								
AC		123	132	158	193	193	217	232								
X		-	-	-	-	-	-	6.5								

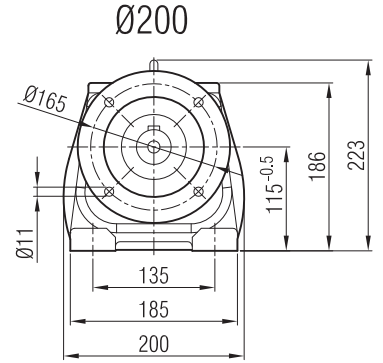
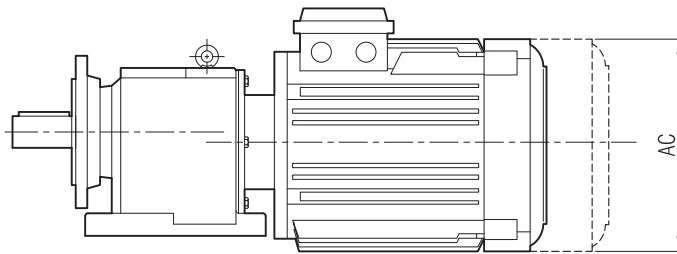
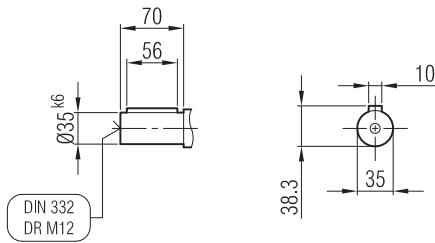
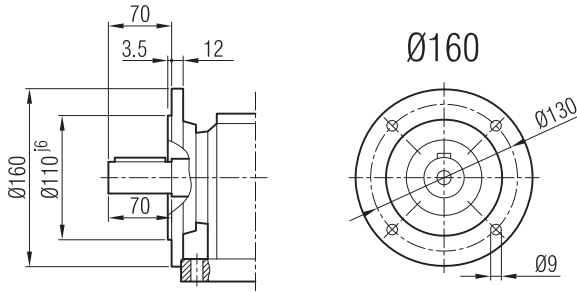
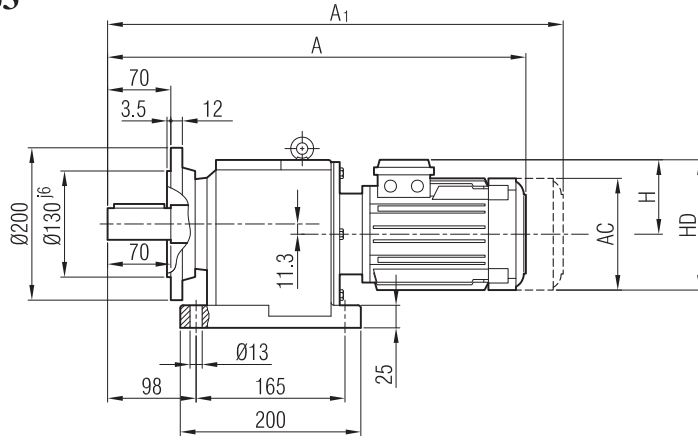
"A₁" Ölçüsü Frenli Motorlar içindir.
Dimension "A₁" is for motors with brake
Maß "A₁" ist für Motoren mit Bremse



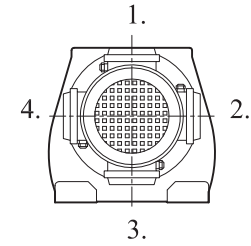


İRAFM 62

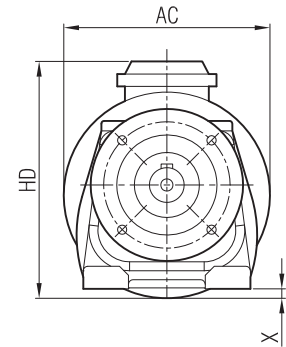
İRAFM 63



Klemens Pozisyonları Terminal Box Positions Klemmenkasten Positionen



63-71-80-90-100-112 Tip/Type/Typ



	56	63	71	80	90 S	90 L	100	112								
A		483	462	492	517	542	584	605								
A ₁		545	535	575	602	627	686	717								
H		99	111	118	132	132	141	149								
HD		162	182	198	222	222	241	261								
AC		123	132	158	193	193	217	232								
X		-	-	-	-	-	-	8.5								

"A₁" Ölçüsü Frenli Motorlar içindir.

Dimension "A₁" is for motors with brake

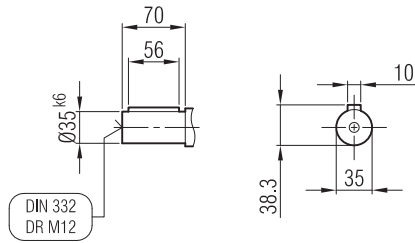
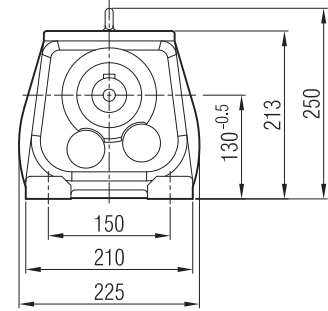
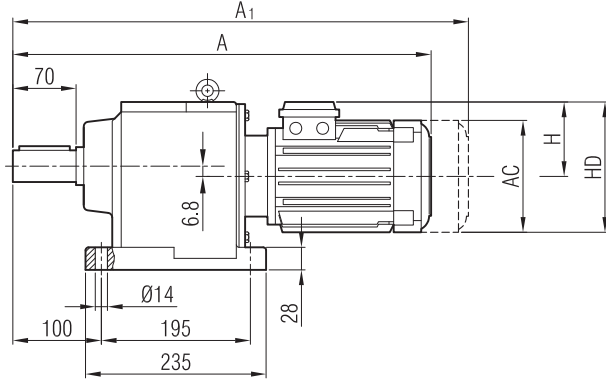
Maß "A₁" ist für Motoren mit Bremse



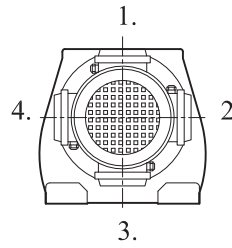


İRAM 721

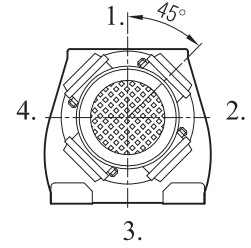
İRAM 731



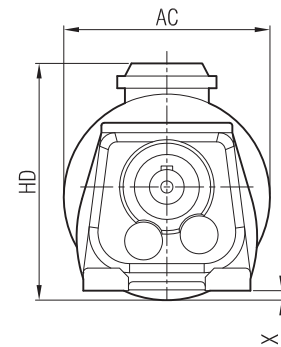
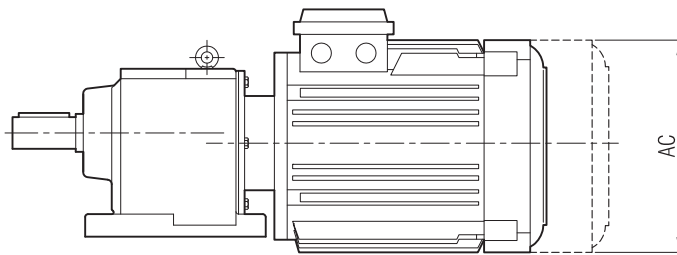
Klemens Pozisyonları Terminal Box Positions Klemmenkasten Positionen



80-90-100-112-132 Tip/Type/Typ



71 Tip/Type/Typ



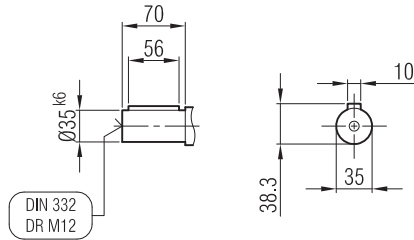
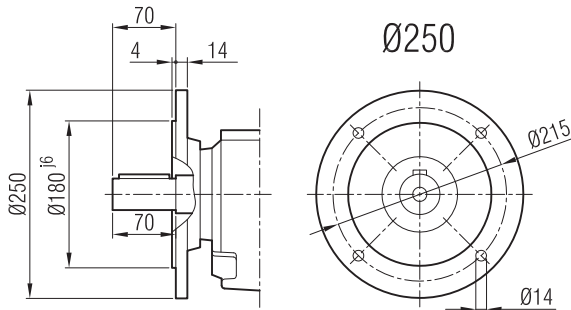
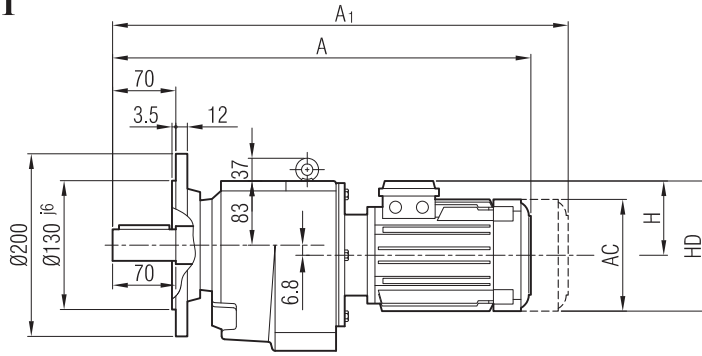
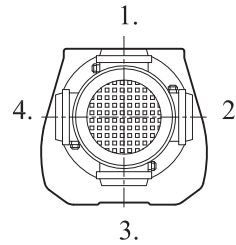
	56	63	71	80	90 S	90 L	100	112	132 S	132 M						
A			478	509	535	560	600	621	665	711						
A ₁			551	592	620	645	702	746	807	853						
H			111	118	132	132	141	149	182	182						
HD			182	198	222	222	241	261	314	314						
AC			138	158	193	193	217	232	279	279						
X			-	-	-	-	-	-	16.3	16.3						

"A₁" Ölçüsü Frenli Motorlar içindir.

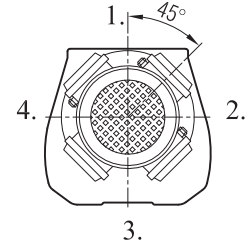
Dimension "A₁" is for motors with brake

Maß "A₁" ist für Motoren mit Bremse

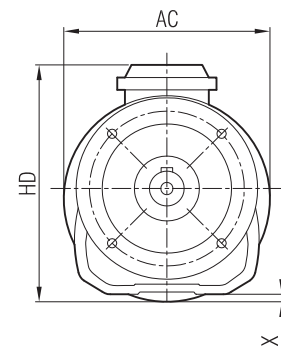
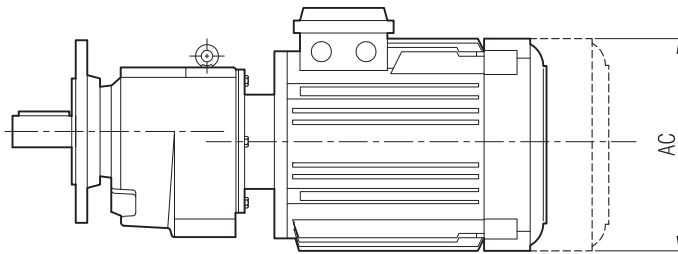



İRFM 721
İRFM 731

Klemens Pozisyonları
 Terminal Box Positions
 Klemmenkasten Positionen


80-90-100-112-132 Tip/Type/Typ



71 Tip/Type/Typ



	56	63	71	80	90 S	90 L	100	112	132 S	132 M						
A			478	509	535	560	600	621	665	711						
A ₁			551	592	620	645	702	746	807	853						
H			111	118	132	132	141	149	182	182						
HD			182	198	222	222	241	261	314	314						
AC			138	158	193	193	217	232	279	279						
X			-	-	-	-	-	-	13.3	13.3						

"A₁" Ölçüsü Frenli Motorlar içindir.

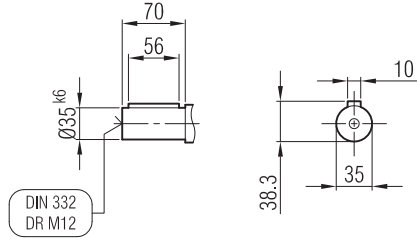
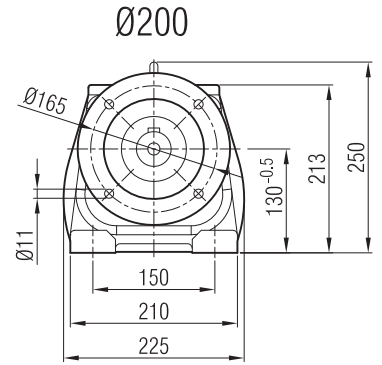
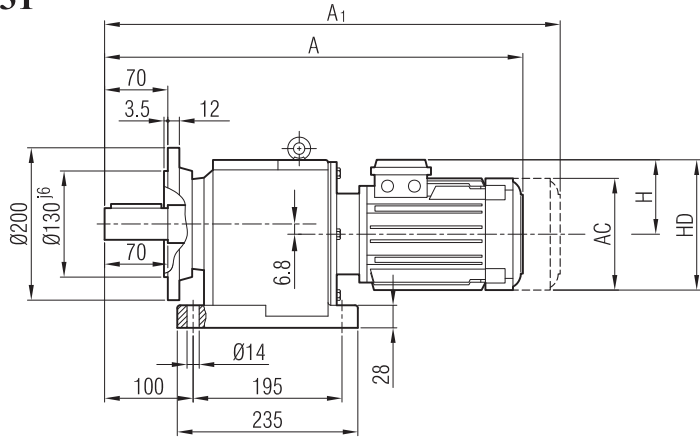
 Dimension "A₁" is for motors with brake

 Maß "A₁" ist für Motoren mit Bremse

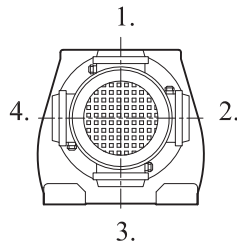



İRAFM 721

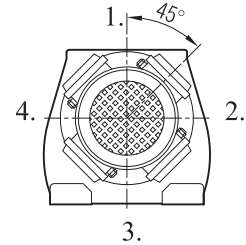
İRAFM 731



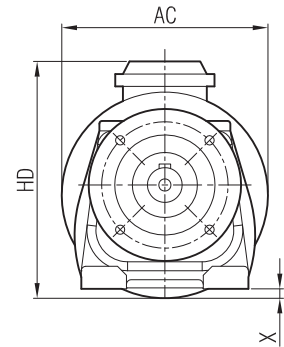
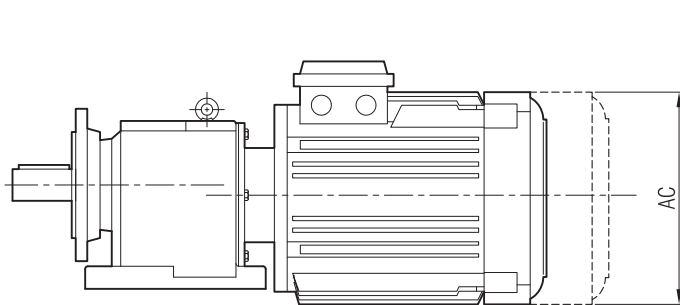
Klemens Pozisyonları
Terminal Box Positions
Klemmenkasten Positionen



80-90-100-112-132 **Tip/Type/Typ**



71 **Tip/Type/Typ**



	56	63	71	80	90 S	90 L	100	112	132 S	132 M						
A			478	509	535	560	600	621	665	711						
A ₁			551	592	620	645	702	746	807	853						
H			111	118	132	132	141	149	182	182						
HD			182	198	222	222	241	261	314	314						
AC			138	158	193	193	217	232	279	279						
X			-	-	-	-	-	-	16.3	16.3						

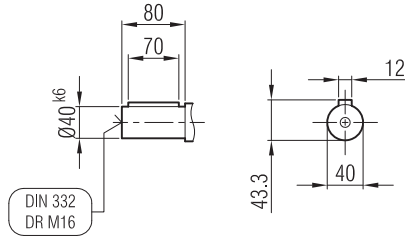
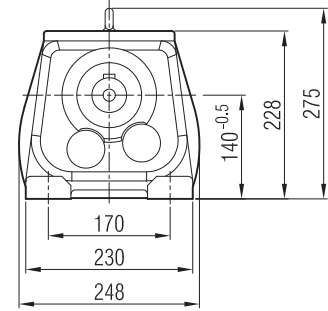
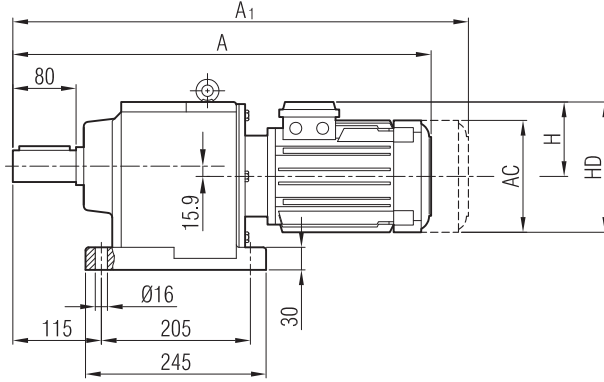
"A₁" Ölçüsü Frenli Motorlar içindir.
Dimension "A₁" is for motors with brake
Maß "A₁" ist für Motoren mit Bremse



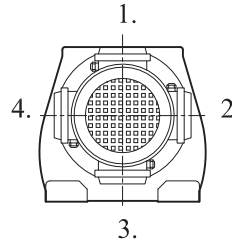


İRAM 72

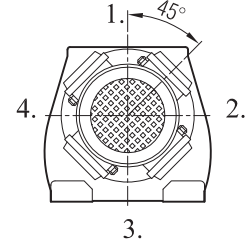
İRAM 73



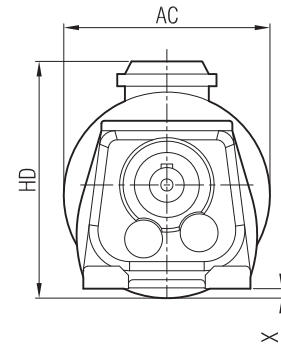
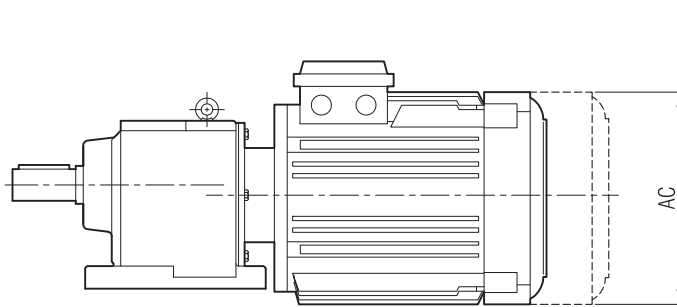
Klemens Pozisyonları Terminal Box Positions Klemmenkasten Positionen



80-90-100-112-132 Tip/Type/Typ



71 Tip/Type/Typ



	56	63	71	80	90 S	90 L	100	112	132 S	132 M						
A			506	537	561	586	628	647	693	739						
A ₁			579	620	646	671	730	772	835	881						
H			111	118	132	132	141	149	182	182						
HD			182	198	222	222	241	261	314	314						
AC			132	158	193	193	217	232	279	279						
X			-	-	-	-	-	-	8	8						

"A₁" Ölçüsü Frenli Motorlar içindir.

Dimension "A₁" is for motors with brake

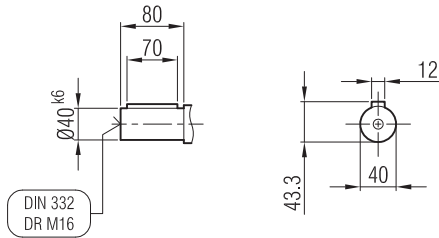
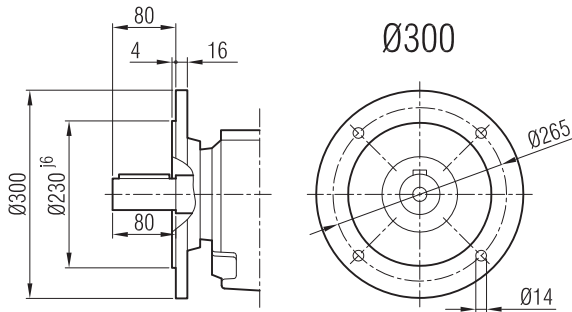
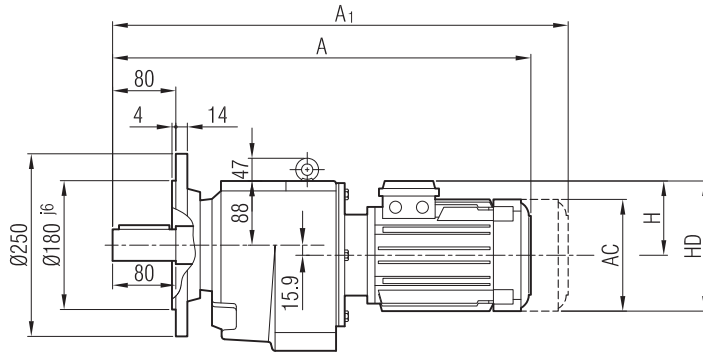
Maß "A₁" ist für Motoren mit Bremse



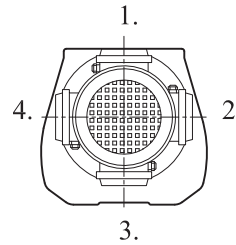


İRFM 72

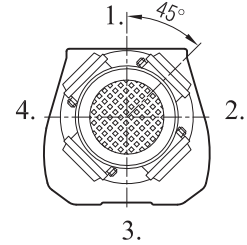
İRFM 73



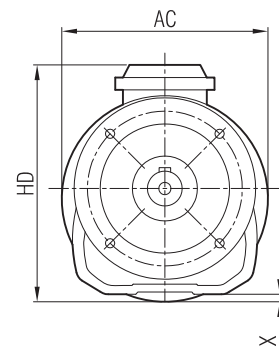
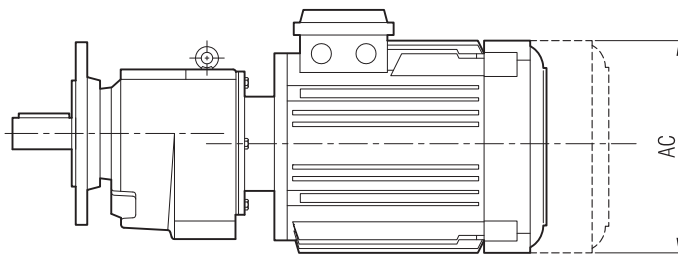
Klemens Pozisyonları Terminal Box Positions Klemmenkasten Positionen



80-90-100-112-132 Tip/Type/Typ



71 Tip/Type/Typ



	56	63	71	80	90 S	90 L	100	112	132 S	132 M						
A			506	537	561	586	628	647	693	739						
A ₁			579	620	646	671	730	772	835	881						
H			111	118	132	132	141	149	182	182						
HD			182	198	222	222	241	261	314	314						
AC			132	158	193	193	217	232	279	279						
X			-	-	-	-	-	-	5	5						

"A₁" Ölçüsü Frenli Motorlar içindir.

Dimension "A₁" is for motors with brake

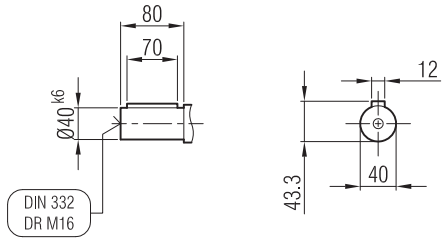
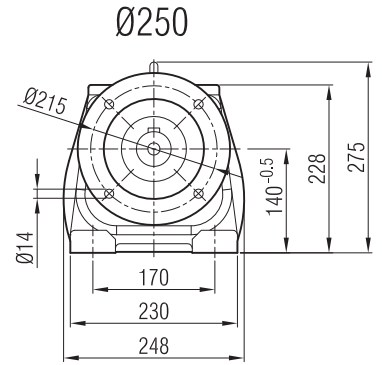
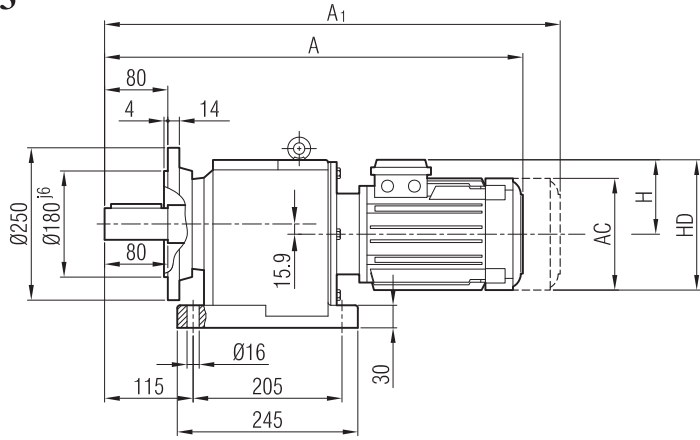
Maß "A₁" ist für Motoren mit Bremse



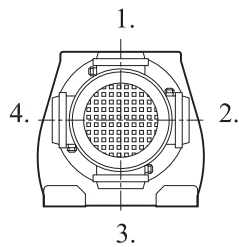


İRAFM 72

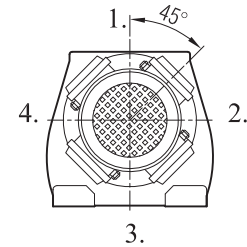
İRAFM 73



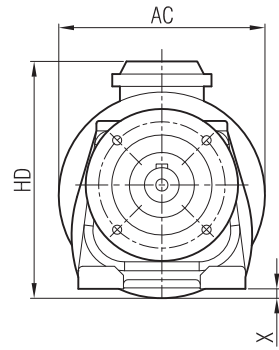
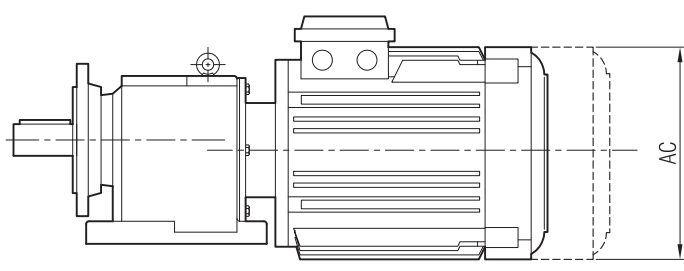
Klemens Pozisyonları Terminal Box Positions Klemmenkasten Positionen



80-90-100-112-132 Tip/Type/Typ



71 Tip/Type/Typ



	56	63	71	80	90 S	90 L	100	112	132 S	132 M						
A			506	537	561	586	628	647	693	739						
A ₁			579	620	646	671	730	772	835	881						
H			111	118	132	132	141	149	182	182						
HD			182	198	222	222	241	261	314	314						
AC			132	158	193	193	217	232	279	279						
X			-	-	-	-	-	-	8	8						

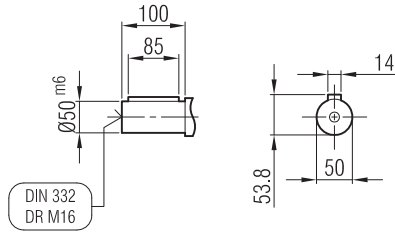
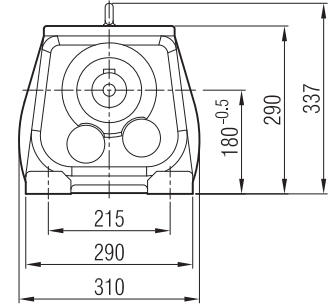
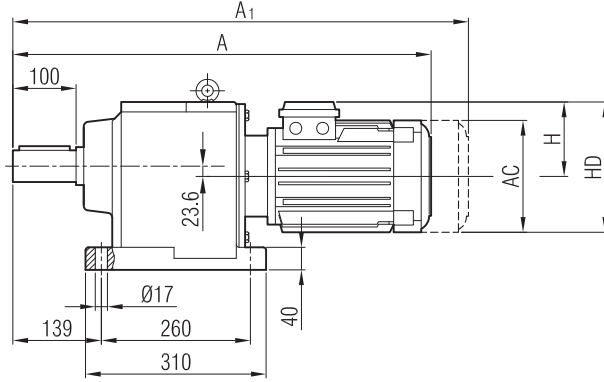
"A₁" Ölçüsü Frenli Motorlar içindir.
Dimension "A₁" is for motors with brake
Maß "A₁" ist für Motoren mit Bremse



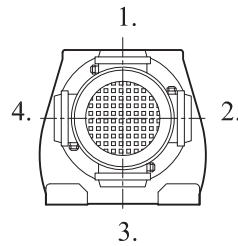


İRAM 82

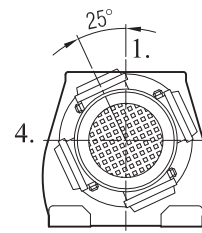
İRAM 83



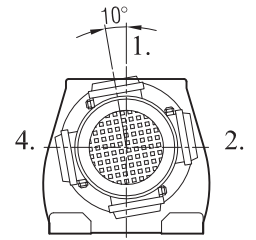
Klemens Pozisyonları Terminal Box Positions Klemmenkasten Positionen



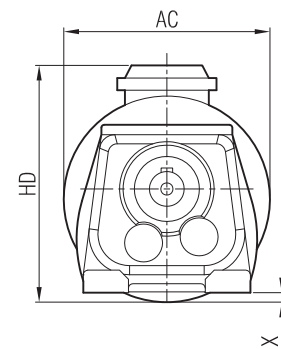
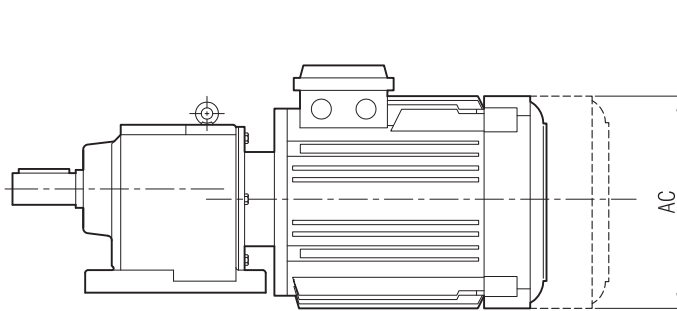
90-100-132-160-180 **Tip/Type/Typ**



80 **Tip/Type/Typ**



112 **Tip/Type/Typ**



	56	63	71	80	90 S	90 L	100	112	132 S	132 M	160 M	160 L	180 M	180 L			
A				607	628	653	696	718	769	815	885	924	936	974			
A ₁				690	713	738	798	843	911	957	1075	1114	1131	1169			
H				118	132	132	141	149	182	182	225	225	248	248			
HD				198	222	222	241	261	314	314	385	385	428	428			
AC				158	193	193	217	232	279	279	325	325	370	370			
X				-	-	-	-	-	-	-	4	4	24	24			

"A₁" Ölçüsü Frenli Motorlar içindir.

Dimension "A₁" is for motors with brake

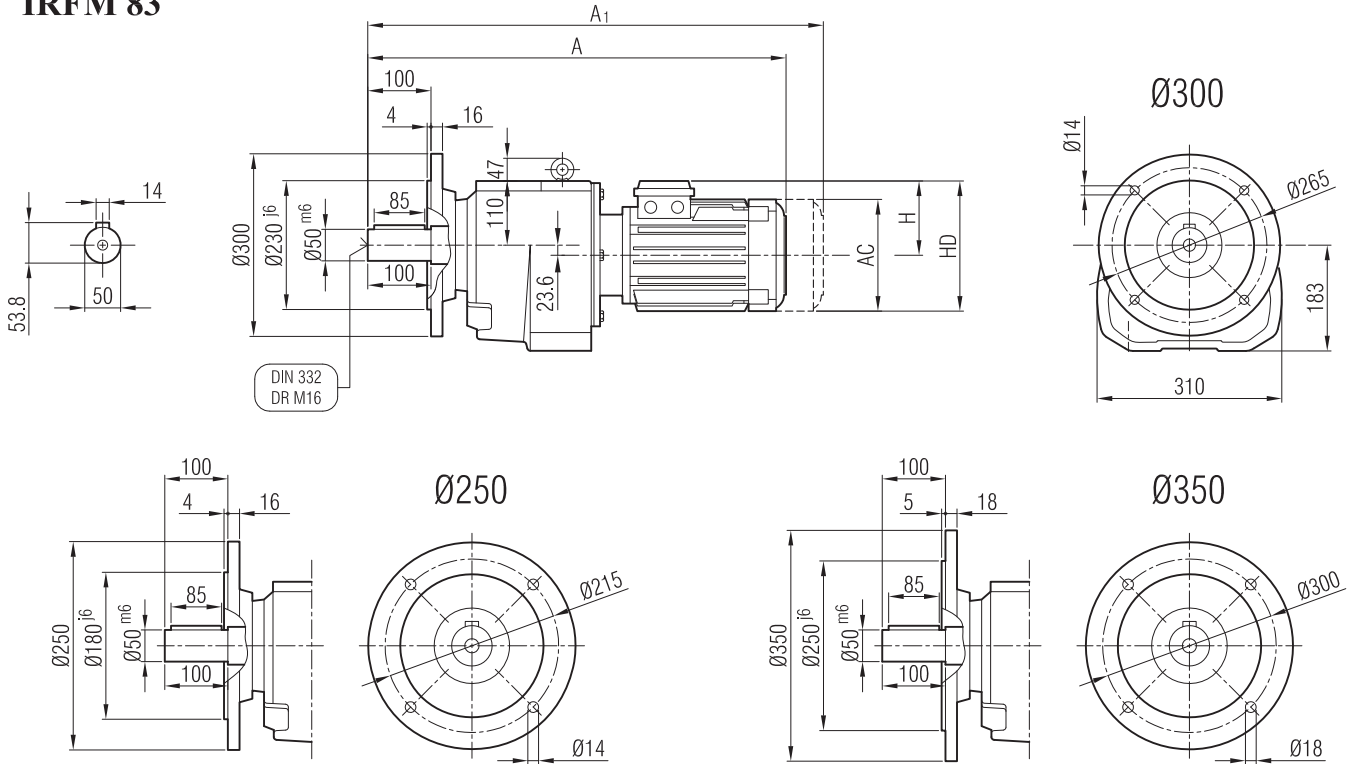
Maß "A₁" ist für Motoren mit Bremse



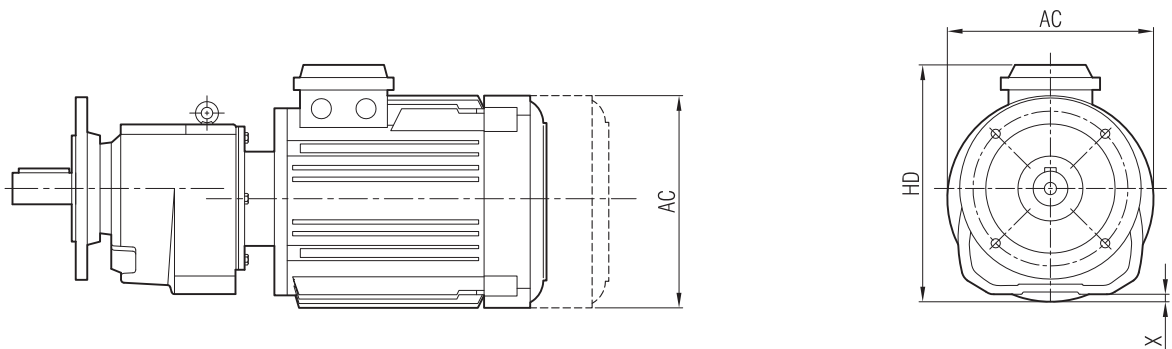
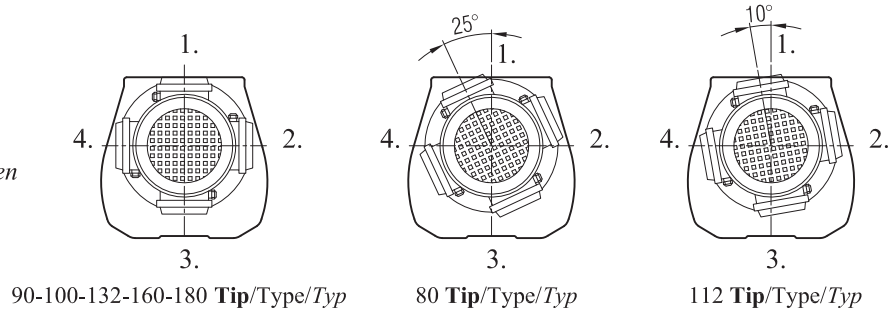


İRFM 82

İRFM 83



Klemens Pozisyonları Terminal Box Positions Klemmenkasten Positionen



	56	63	71	80	90 S	90 L	100	112	132 S	132 M	160 M	160 L	180 M	180 L			
A				607	628	653	696	718	769	815	885	924	936	974			
A ₁				690	713	738	798	843	911	957	1075	1114	1131	1169			
H				118	132	132	141	149	182	182	225	225	248	248			
HD				198	222	222	241	261	314	314	385	385	428	428			
AC				158	193	193	217	232	279	279	325	325	370	370			
X				-	-	-	-	-	-	-	1	1	21	21			

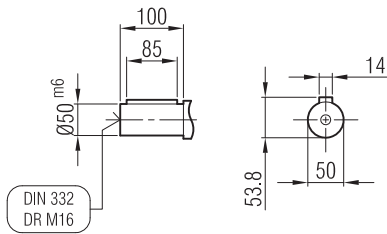
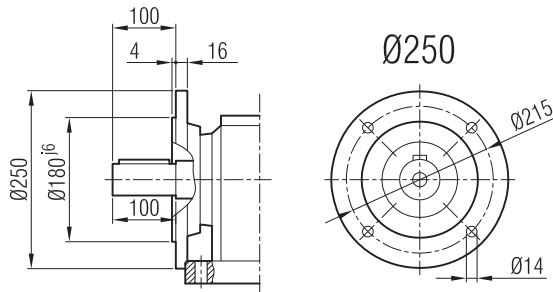
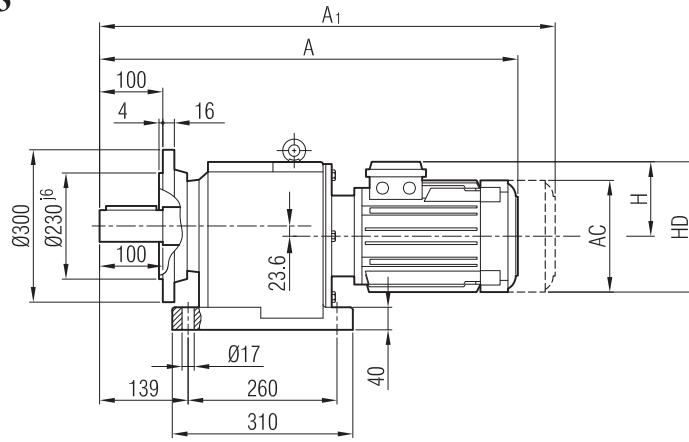
"A₁" Ölçüsü Frenli Motorlar içindir.
Dimension "A₁" is for motors with brake
Maß "A₁" ist für Motoren mit Bremse



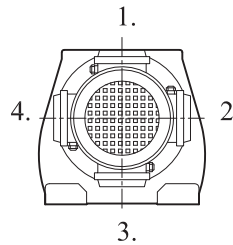


İRAFM 82

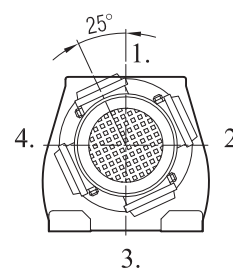
İRAFM 83



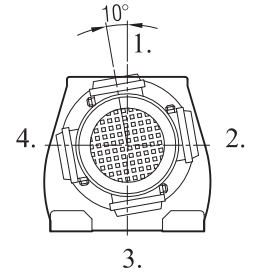
Klemens Pozisyonları Terminal Box Positions Klemmenkasten Positionen



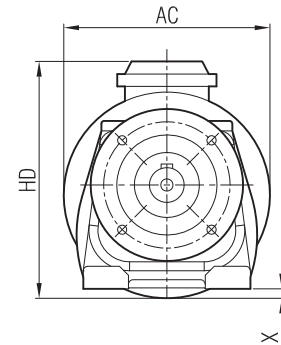
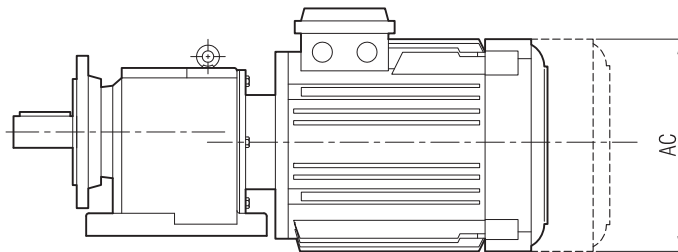
90-100-132-160-180 Tip/Type/Typ



80 Tip/Type/Typ



112 Tip/Type/Typ



	56	63	71	80	90 S	90 L	100	112	132 S	132 M	160 M	160 L	180 M	180 L			
A				607	628	653	696	718	769	815	885	924	936	974			
A ₁				690	713	738	798	843	911	957	1075	1114	1131	1169			
H				118	132	132	141	149	182	182	225	225	248	248			
HD				198	222	222	241	261	314	314	385	385	428	428			
AC				158	193	193	217	232	279	279	325	325	370	370			
X				-	-	-	-	-	-	-	4	4	24	24			

"A₁" Ölçüsü Frenli Motorlar içindir.

Dimension "A₁" is for motors with brake

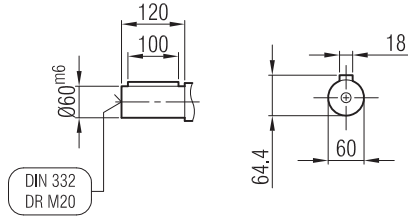
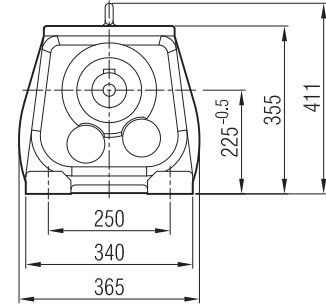
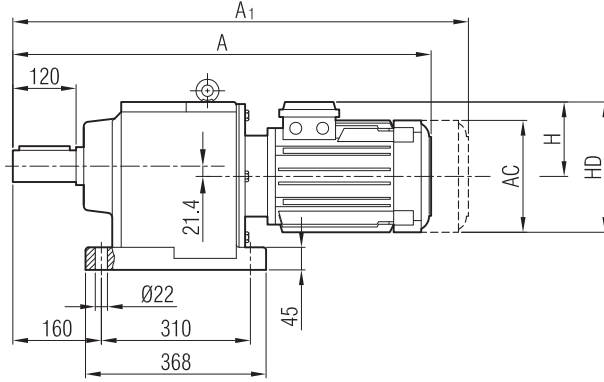
Maß "A₁" ist für Motoren mit Bremse



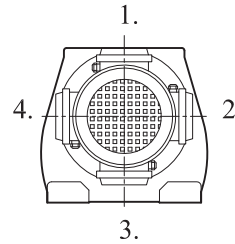


İRAM 92

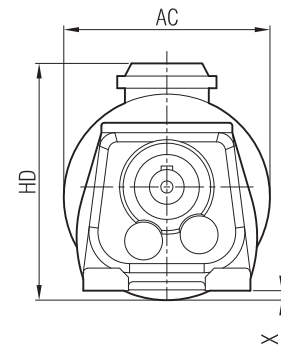
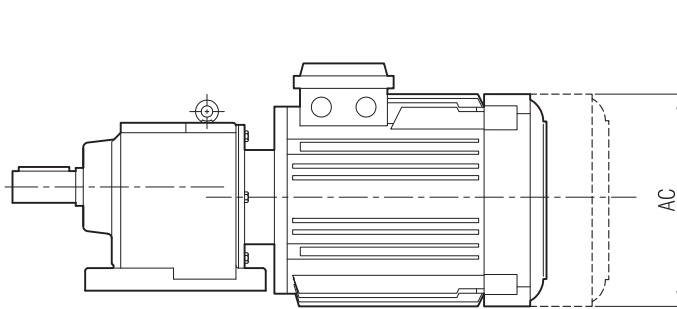
İRAM 93



Klemens Pozisyonları Terminal Box Positions Klemmenkasten Positionen



80-90-100-112-132-160-180-200 Tip/Type/Typ



	56	63	71	80	90 S	90 L	100	112	132 S	132 M	160 M	160 L	180 M	180 L	200		
A				769	783	808	754	777	824	870	957	1001	1015	1053	1092		
A ₁				852	868	893	856	902	966	1012	1147	1191	1210	1248	-		
H				118	132	132	141	149	182	182	225	225	248	248	275		
HD				198	222	222	241	261	314	314	385	385	428	428	425		
AC				158	193	193	217	232	279	279	325	325	370	370	415		
X				-	-	-	-	-	-	-	-	-	-	-	-		

"A₁" Ölçüsü Frenli Motorlar içindir.

Dimension "A₁" is for motors with brake

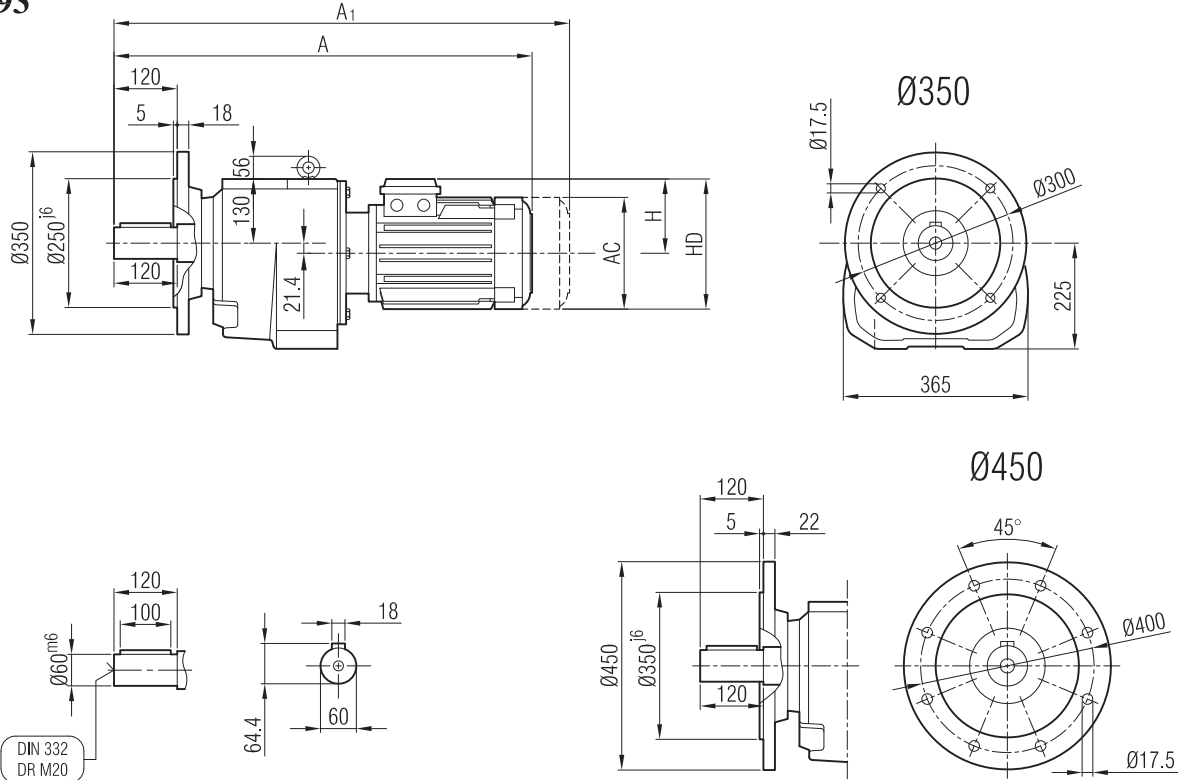
Maß "A₁" ist für Motoren mit Bremse



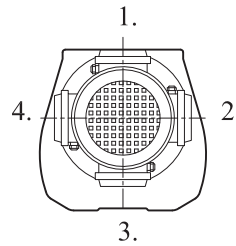


İRFM 92

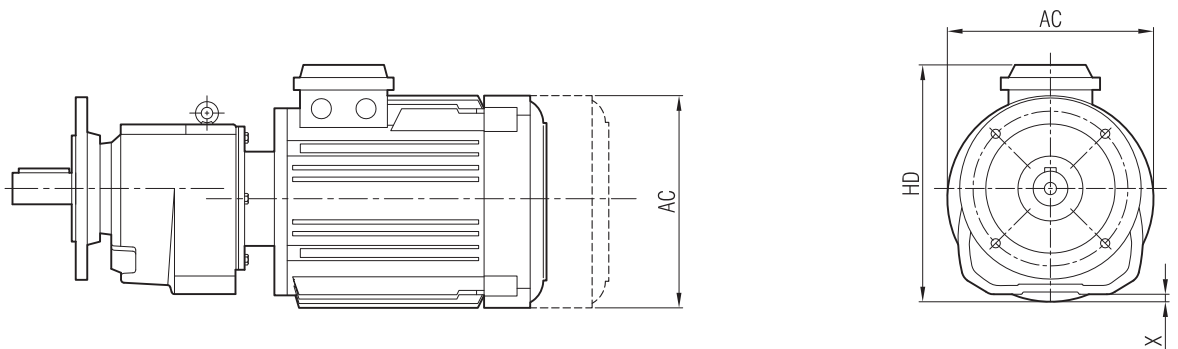
İRFM 93



Klemens Pozisyonları Terminal Box Positions Klemmenkasten Positionen



80-90-100-112-132-160-180-200 Tip/Type/Typ



	56	63	71	80	90 S	90 L	100	112	132 S	132 M	160 M	160 L	180 M	180 L	200		
A				769	783	808	754	777	824	870	957	1001	1015	1053	1092		
A ₁				852	868	893	856	902	966	1012	1147	1191	1210	1248	-		
H				118	132	132	141	149	182	182	225	225	248	248	275		
HD				198	222	222	241	261	314	314	385	385	428	428	425		
AC				158	193	193	217	232	279	279	325	325	370	370	415		
X				-	-	-	-	-	-	-	-	-	-	-	-		

"A₁" Ölçüsü Frenli Motorlar içindir.

Dimension "A₁" is for motors with brake

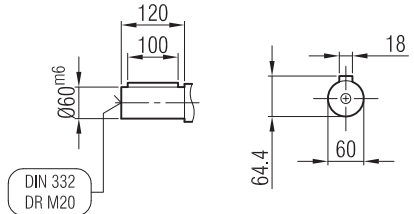
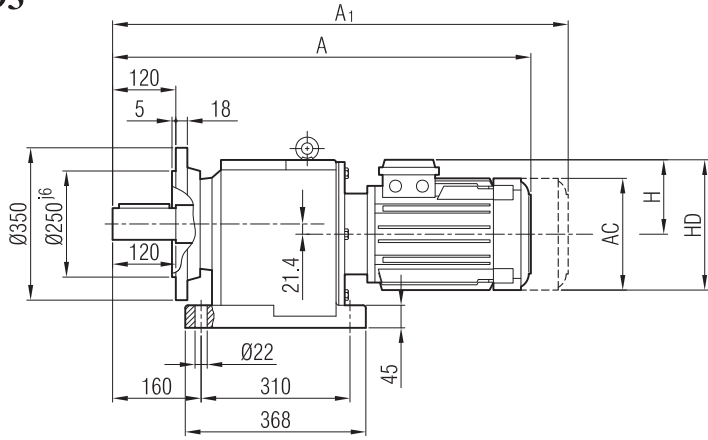
Maß "A₁" ist für Motoren mit Bremse



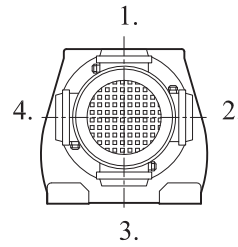


İRAFM 92

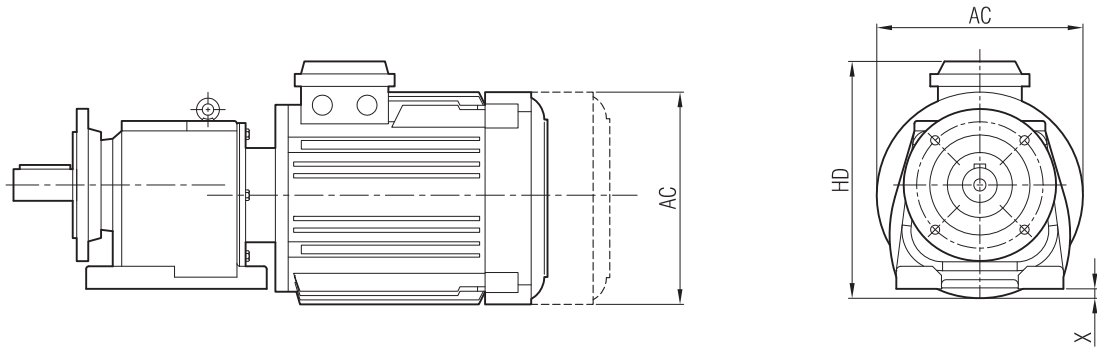
İRAFM 93



Klemens Pozisyonları
Terminal Box Positions
Klemmenkasten Positionen



80-90-100-112-132-160-180-200 **Tip/Type/Typ**



	56	63	71	80	90 S	90 L	100	112	132 S	132 M	160 M	160 L	180 M	180 L	200		
A				769	783	808	754	777	824	870	957	1001	1015	1053	1092		
A ₁				852	868	893	856	902	966	1012	1147	1191	1210	1248	-		
H				118	132	132	141	149	182	182	225	225	248	248	275		
HD				198	222	222	241	261	314	314	385	385	428	428	425		
AC				158	193	193	217	232	279	279	325	325	370	370	415		
X				-	-	-	-	-	-	-	-	-	-	-	-		

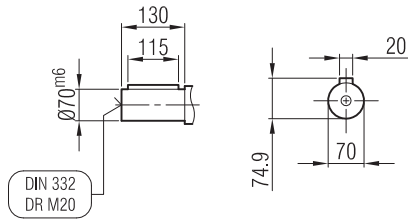
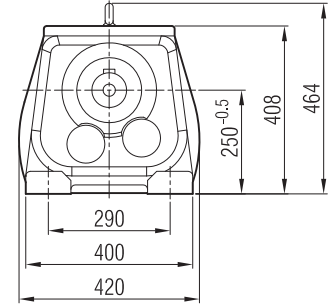
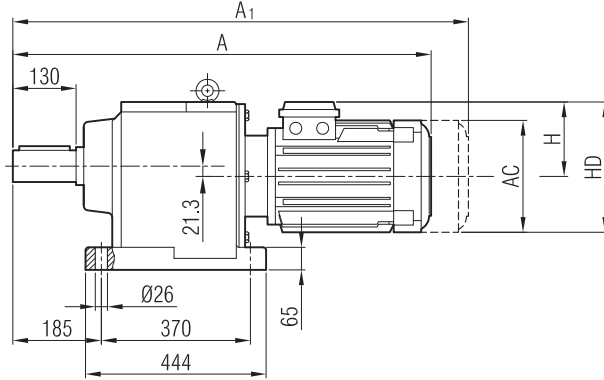
"A₁" Ölçüsü Frenli Motorlar içindir.
Dimension "A₁" is for motors with brake
Maß "A₁" ist für Motoren mit Bremse



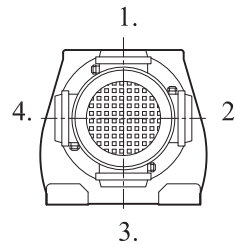


İRAM 102

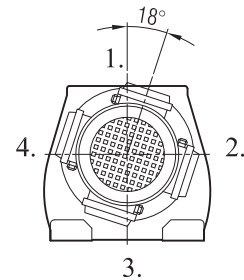
İRAM 103



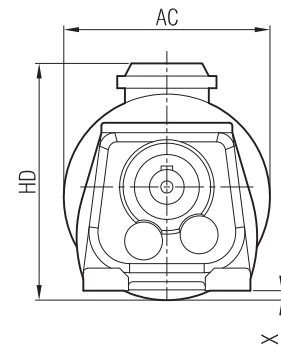
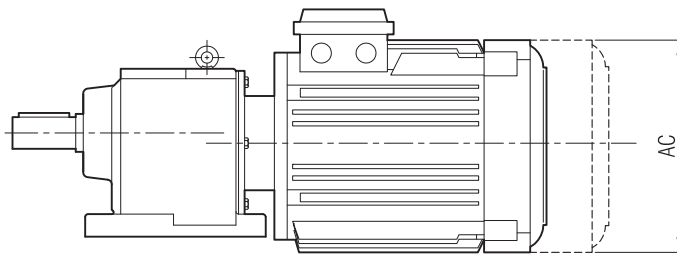
Klemens Pozisyonları Terminal Box Positions Klemmenkasten Positionen



100-112-132-160-200-225 Tip/Type/Typ



180 Tip/Type/Typ



	56	63	71	80	90 S	90 L	100	112	132 S	132 M	160 M	160 L	180 M	180 L	200	225 S	225 M
A							902	923	893	939	1023	1053	1082	1120	1172	1179	1204
A ₁							992	1048	1035	1081	1213	1243	1277	1315	-	-	-
H							141	149	182	182	225	225	248	248	275	285	285
HD							241	261	314	314	385	385	428	428	425	510	510
AC							217	232	279	279	325	325	370	370	415	456	456
X							-	-	-	-	-	-	-	-	-	-	-

"A₁" Ölçüsü Frenli Motorlar içindir.

Dimension "A₁" is for motors with brake

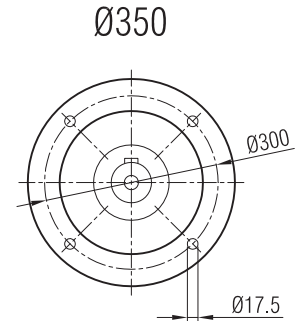
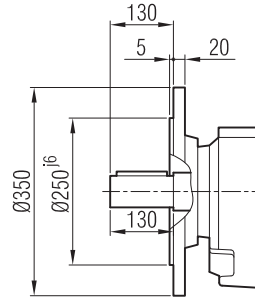
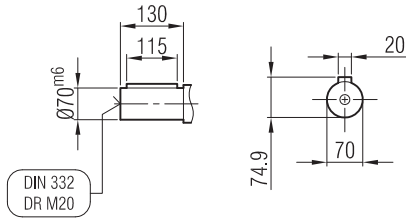
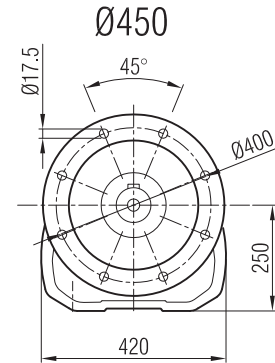
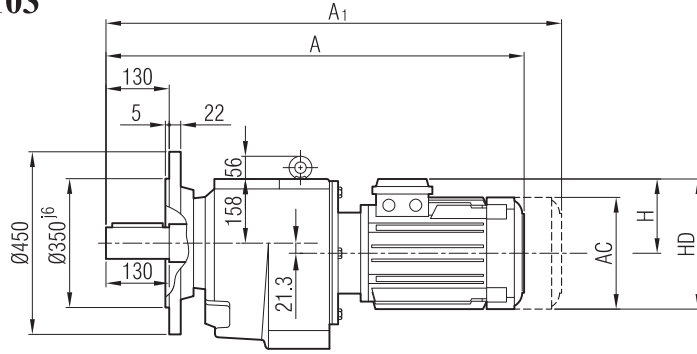
Maß "A₁" ist für Motoren mit Bremse



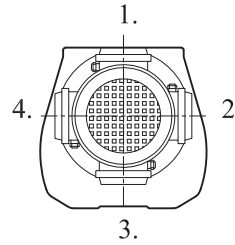


İRFM 102

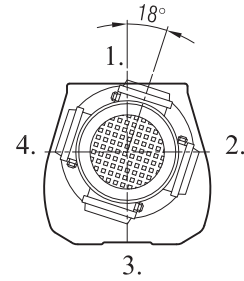
İRFM 103



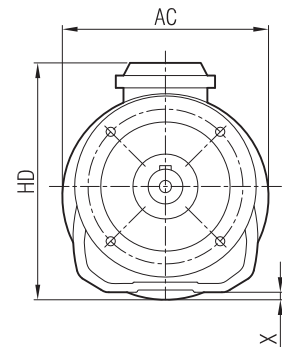
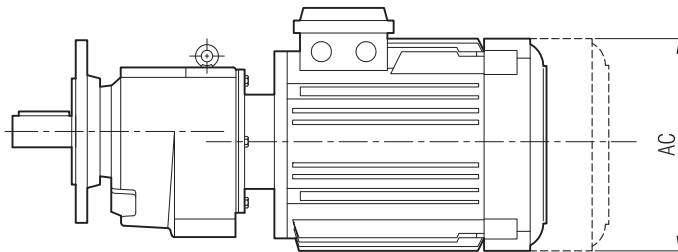
Klemens Pozisyonları
Terminal Box Positions
Klemmenkasten Positionen



100-112-132-160-200-225 Tip/Type/Typ



180 Tip/Type/Typ



	56	63	71	80	90 S	90 L	100	112	132 S	132 M	160 M	160 L	180 M	180 L	200	225 S	225 M
A							902	923	893	939	1023	1053	1082	1120	1172	1179	1204
A ₁							992	1048	1035	1081	1213	1243	1277	1315	-	-	-
H							141	149	182	182	225	225	248	248	275	285	285
HD							241	261	314	314	385	385	428	428	425	510	510
AC							217	232	279	279	325	325	370	370	415	456	456
X							-	-	-	-	-	-	-	-	-	-	-

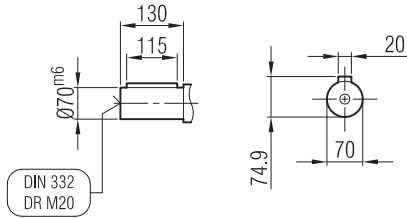
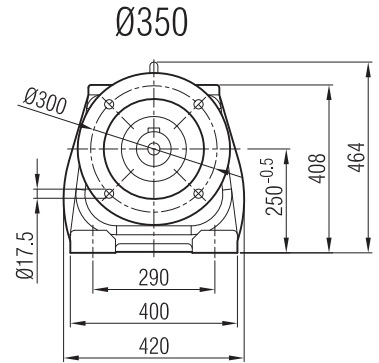
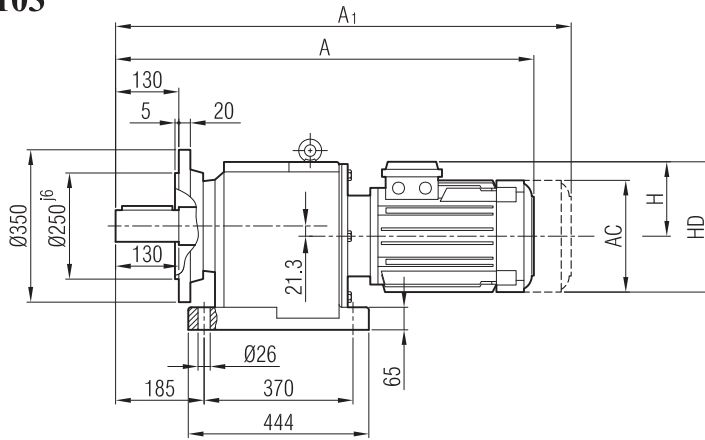
"A₁" Ölçüsü Frenli Motorlar içindir.
Dimension "A₁" is for motors with brake
Maß "A₁" ist für Motoren mit Bremse



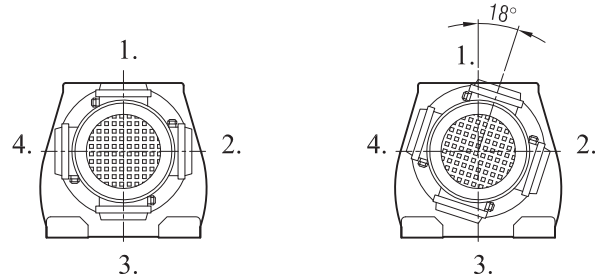


İRAFM 102

İRAFM 103

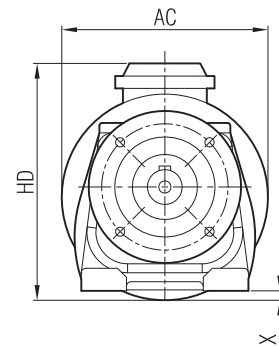
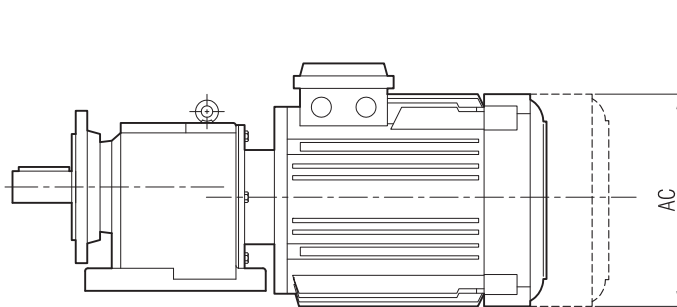


Klemens Pozisyonları Terminal Box Positions Klemmenkasten Positionen



100-112-132-160-200-225 Tip/Type/Typ

180 Tip/Type/Typ



	56	63	71	80	90 S	90 L	100	112	132 S	132 M	160 M	160 L	180 M	180 L	200	225 S	225 M
A							902	923	893	939	1023	1053	1082	1120	1172	1179	1204
A ₁							992	1048	1035	1081	1213	1243	1277	1315	-	-	-
H							141	149	182	182	225	225	248	248	275	285	285
HD							241	261	314	314	385	385	428	428	425	510	510
AC							217	232	279	279	325	325	370	370	415	456	456
X							-	-	-	-	-	-	-	-	-	-	-

"A₁" Ölçüsü Frenli Motorlar içindir.

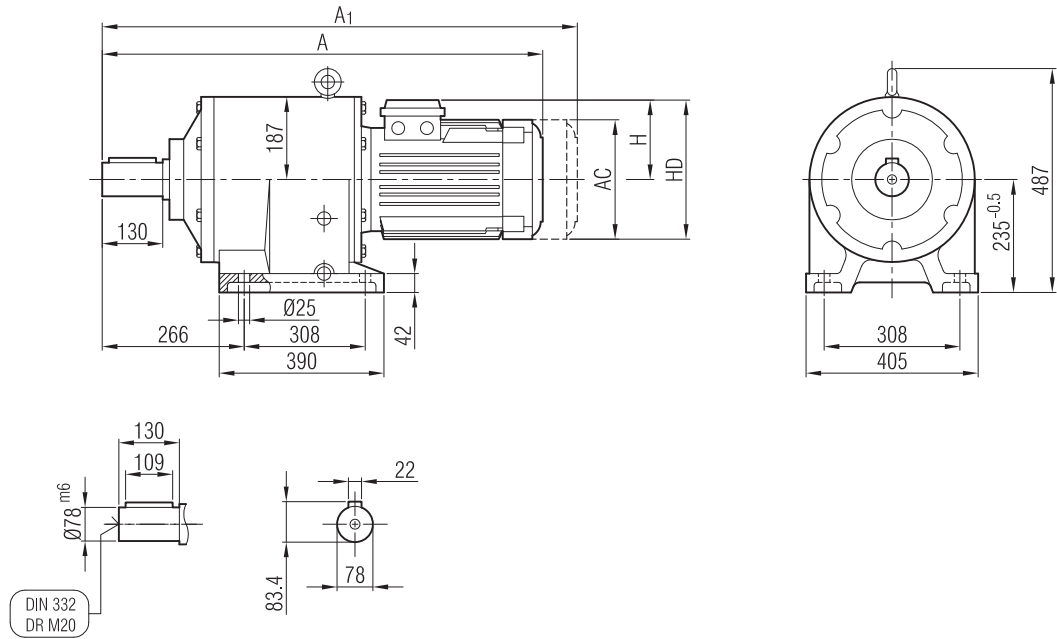
Dimension "A₁" is for motors with brake

Maß "A₁" ist für Motoren mit Bremse

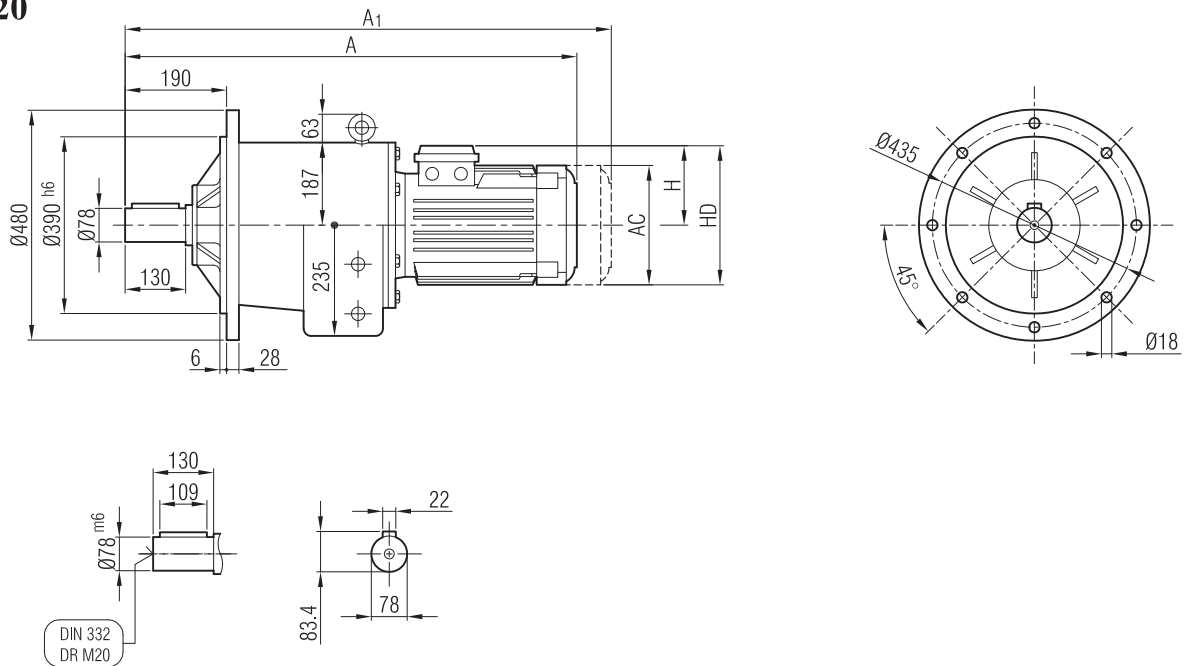




İRAM 120



İRFM 120



	56	63	71	80	90 S	90 L	100	112	132 S	132 M	160 M	160 L	180 M	180 L			
A								865	898	944	1010	1055	1069	1107			
A ₁								990	-	-	-	-	-	-			
H								149	182	182	225	225	248	248			
HD								261	314	314	385	385	428	428			
AC								232	279	279	325	325	370	370			

"A₁" Ölçüsü Frenli Motorlar içindir.

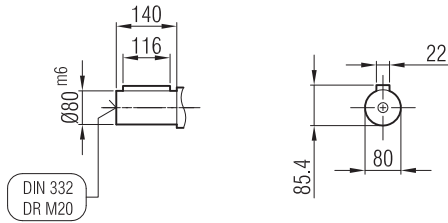
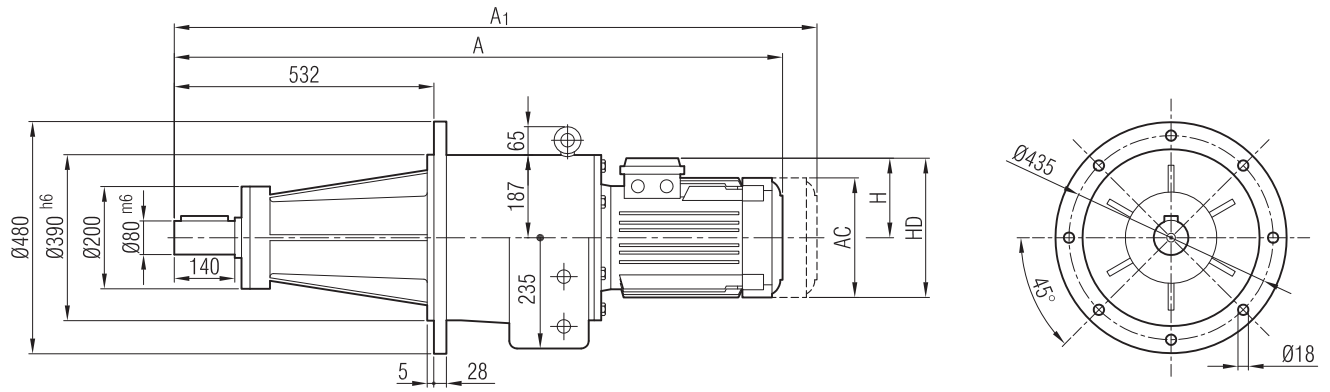
Dimension "A₁" is for motors with brake

Maß "A₁" ist für Motoren mit Bremse





İRBM 120



	56	63	71	80	90 S	90 L	100	112	132 S	132 M	160 M	160 L	180 M	180 L			
A								1207	1240	1286	1352	1397	1411	1449			
A ₁								1082	-	-	-	-	-	-			
H								149	182	182	225	225	248	248			
HD								261	314	314	385	385	428	428			
AC								232	279	279	325	325	370	370			

"A₁" Ölçüsü Frenli Motorlar içindir.

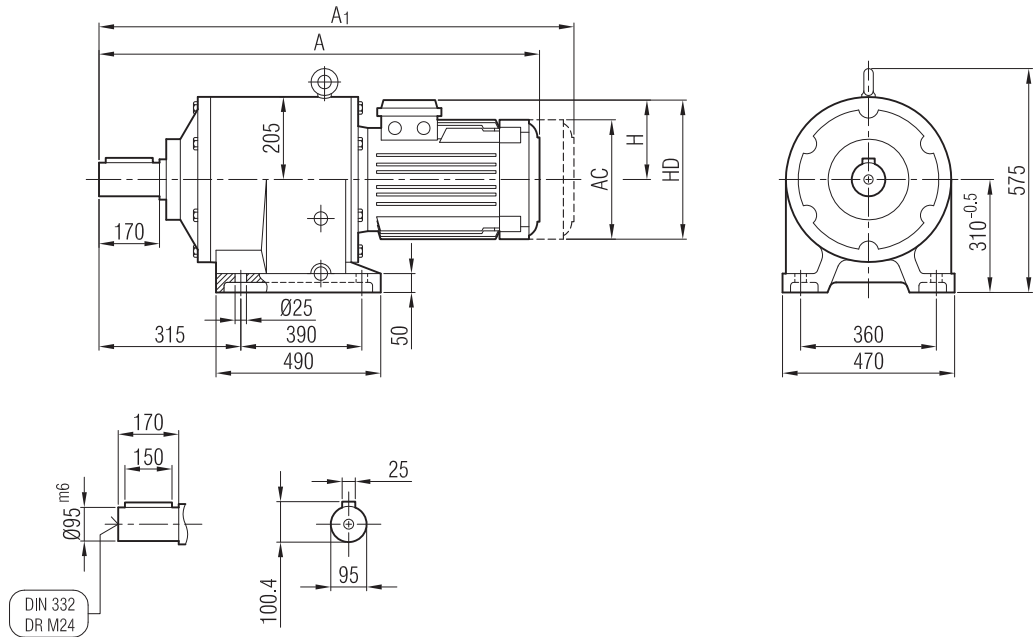
Dimension "A₁" is for motors with brake

Maß "A₁" ist für Motoren mit Bremse

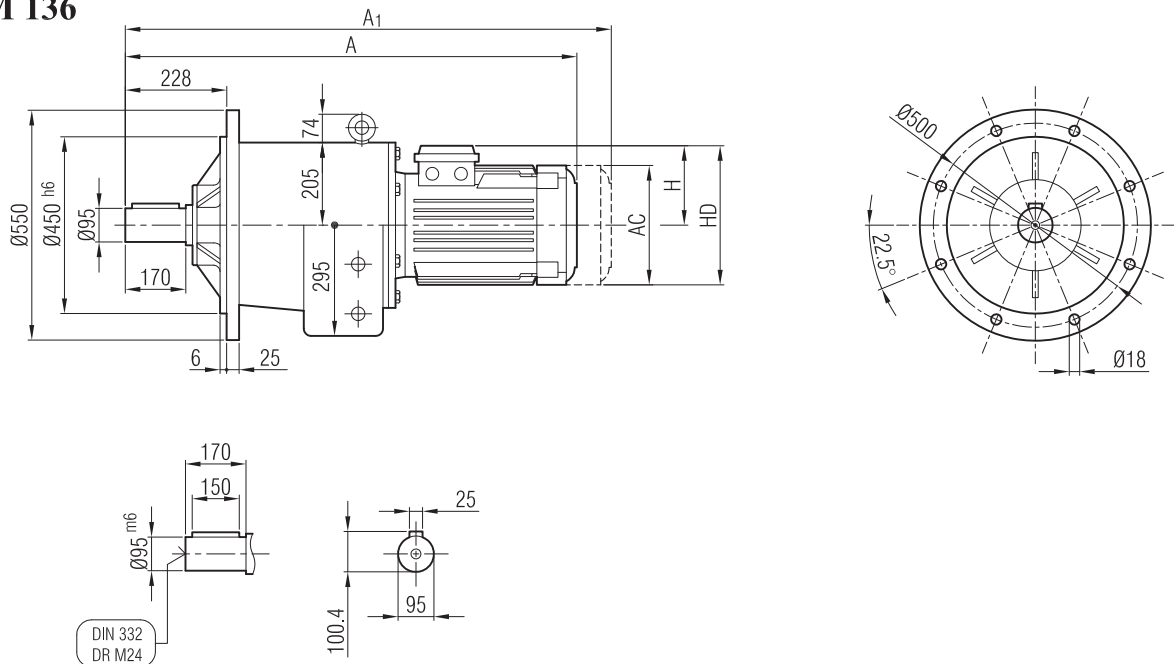




İRAM 136



İRFM 136



	56	63	71	80	90 S	90 L	100	112	132 S	132 M	160 M	160 L	180 M	180 L	200		
A									1024	1070	1142	1186	1204	1242	1287		
A ₁									-	-	-	-	-	-	-		
H									182	182	225	225	248	248	275		
HD									314	314	385	385	428	428	475		
AC									279	279	325	325	370	370	415		

"A₁" Ölçüsü Frenli Motorlar içindir.

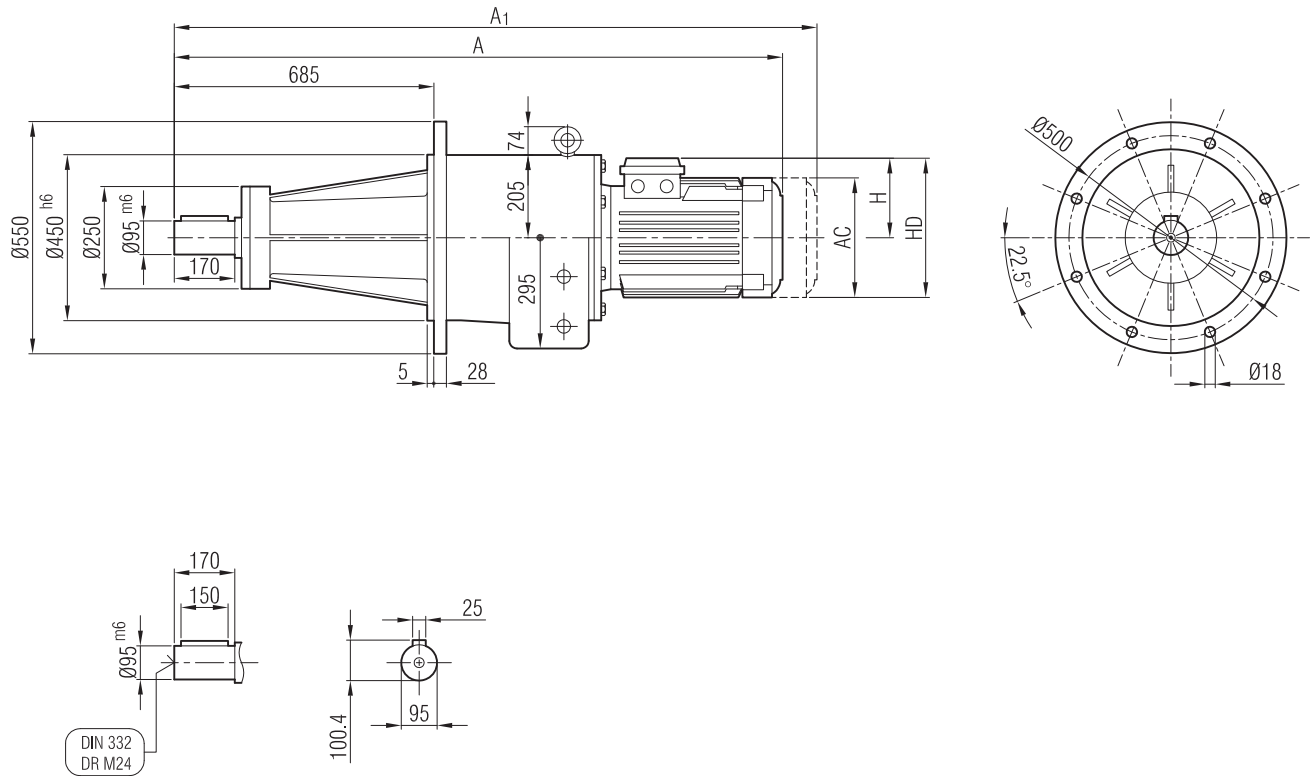
Dimension "A₁" is for motors with brake

Maß "A₁" ist für Motoren mit Bremse





İRBM 136



	56	63	71	80	90 S	90 L	100	112	132 S	132 M	160 M	160 L	180 M	180 L	200		
A									1481	1527	1599	1643	1661	1699	1744		
A ₁									-	-	-	-	-	-	-		
H									182	182	225	225	248	248	275		
HD									314	314	385	385	428	428	475		
AC									279	279	325	325	370	370	415		

"A₁" Ölçüsü Frenli Motorlar içindir.

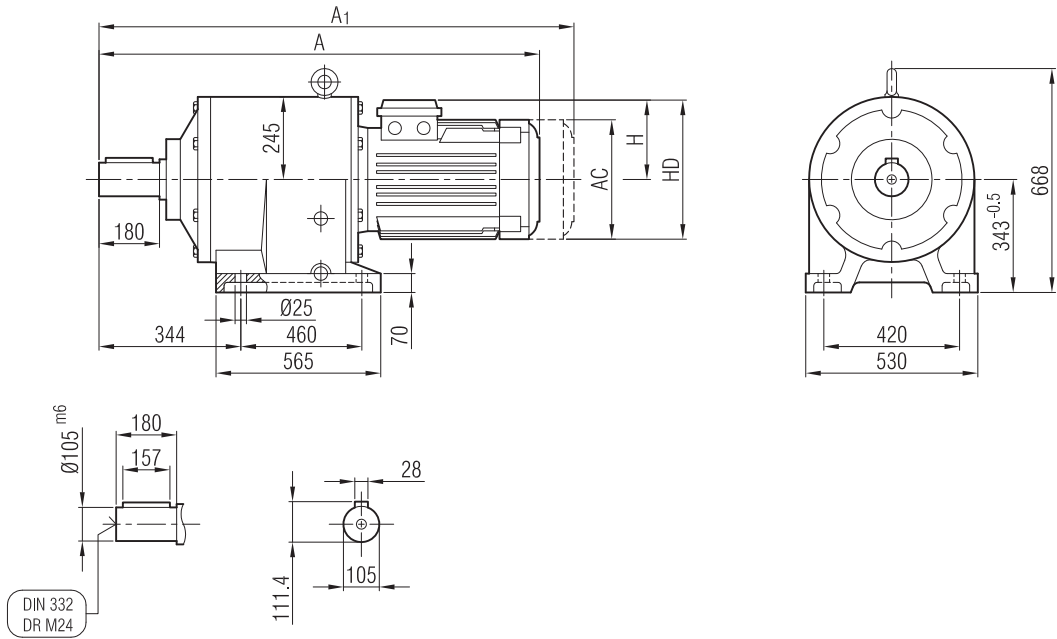
Dimension "A₁" is for motors with brake

Maß "A₁" ist für Motoren mit Bremse

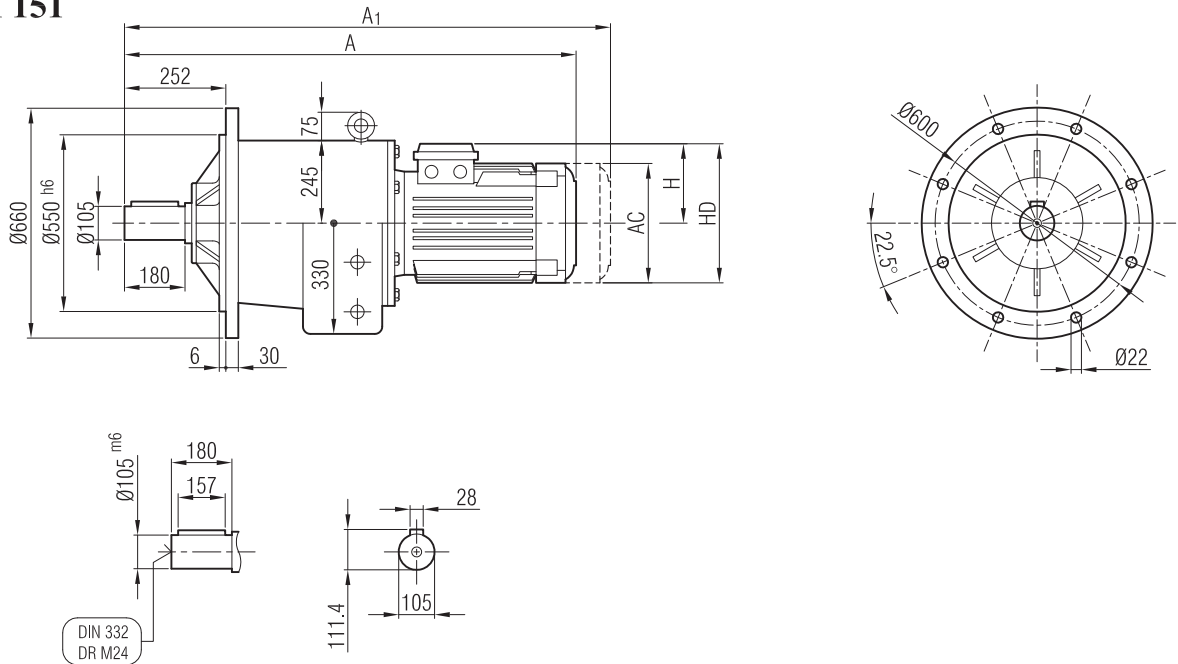




İRAM 151



İRFM 151



	80	90 S	90 L	100	112	132 S	132 M	160 M	160 L	180 M	180 L	200	225 S	225 M	250	280 S	280 M
A						1133	1168	1252	1296	1305	1343	1403	1406	1431	1507	1569	1569
A ₁						-	-	-	-	-	-	-	-	-	-	-	-
H						182	182	225	225	248	248	275	285	285	322	350	350
HD						314	314	385	385	428	428	475	510	510	572	630	630
AC						279	279	325	325	370	370	415	456	456	480	544	544

"A₁" Ölçüsü Frenli Motorlar içindir.

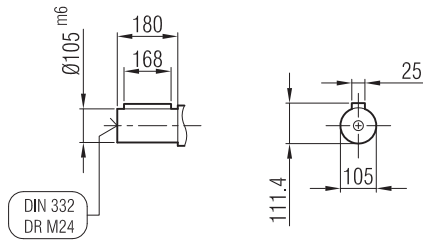
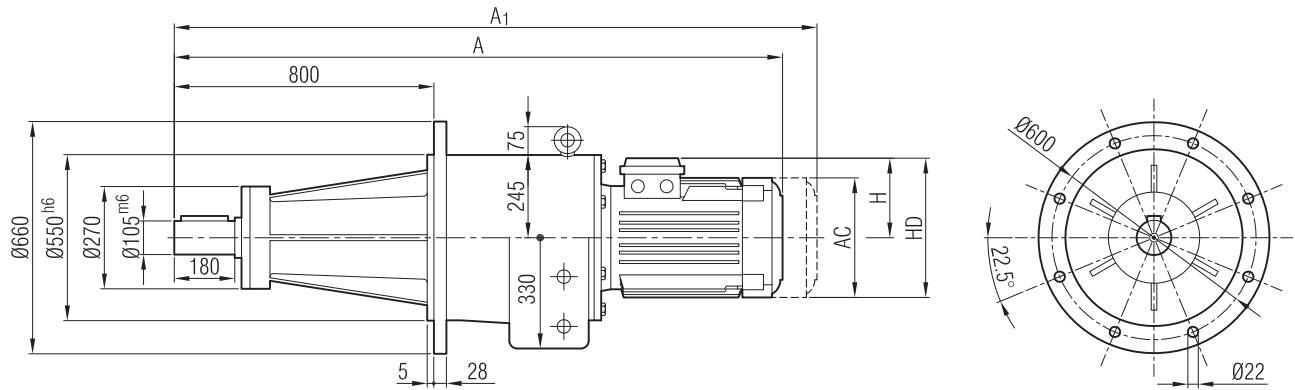
Dimension "A₁" is for motors with brake

Maß "A₁" ist für Motoren mit Bremse





İRBM 151



	80	90 S	90 L	100	112	132 S	132 M	160 M	160 L	180 M	180 L	200	225 S	225 M	250	280 S	280 M
A						1680	1715	1800	1844	1853	1891	1951	2066	2207	2055	2117	2117
A ₁						-	-	-	-	-	-	-	-	-	-	-	-
H						182	182	225	225	248	248	275	285	285	322	350	350
HD						314	314	385	385	428	428	475	510	510	572	630	630
AC						279	279	325	325	370	370	415	456	456	480	544	544

"A₁" Ölçüsü Frenli Motorlar içindir.

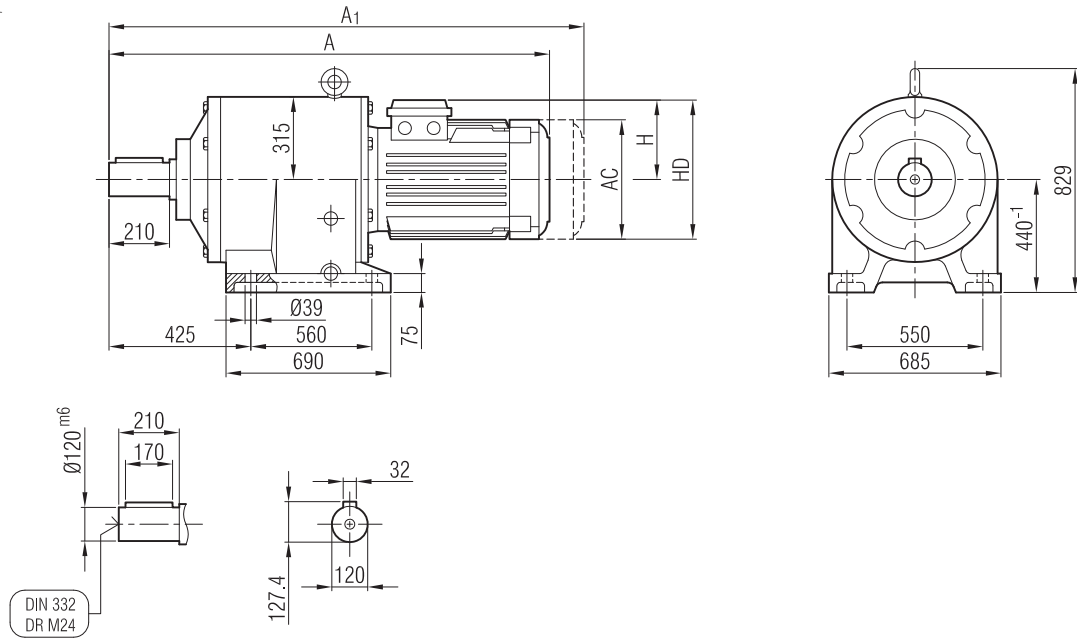
Dimension "A₁" is for motors with brake

Maß "A₁" ist für Motoren mit Bremse

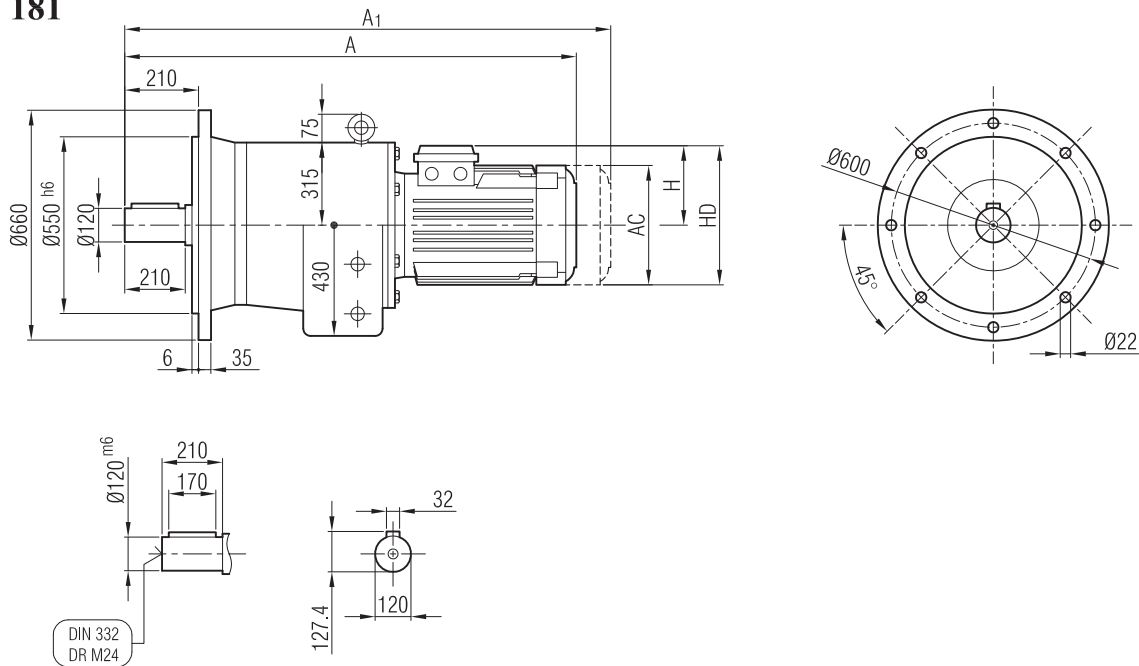




İRAM 181



İRFM 181



	100	112	132 S	132 M	160 M	160 L	180 M	180 L	200	225 S	225 M	250	280 S	280 M	315 S	315 M	315 L
A					1406	1406	1463	1501	1552	1572	1597	1650	1748	1748	1910	1910	1980
A ₁					-	-	-	-	-	-	-	-	-	-	-	-	-
H					225	225	248	248	275	285	285	322	350	350	510	510	510
HD					385	385	428	428	475	510	510	572	630	630	825	825	825
AC					325	325	370	370	415	456	456	480	544	544	614	614	614

"A₁" Ölçüsü Frenli Motorlar içindir.

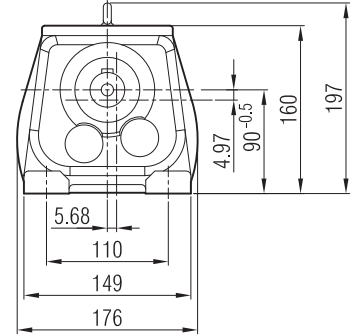
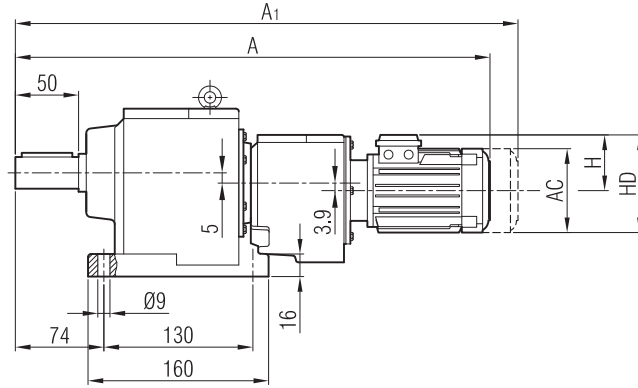
Dimension "A₁" is for motors with brake

Maß "A₁" ist für Motoren mit Bremse

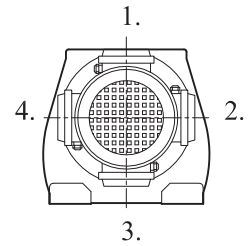
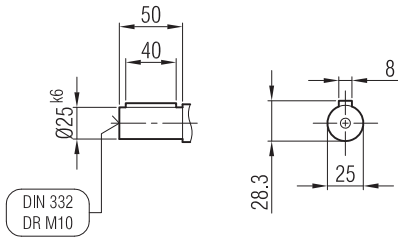




İRAM 53 İR 42



Klemens Pozisyonları
 Terminal Box Positions
 Klemmenkasten Positionen



63-71 Tip/Type/Typ

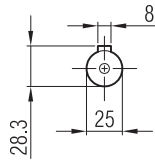
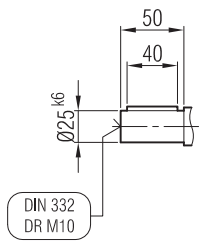
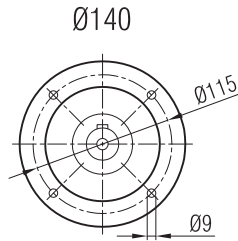
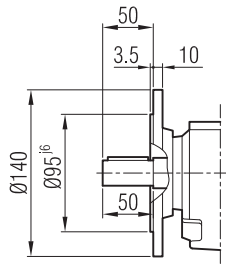
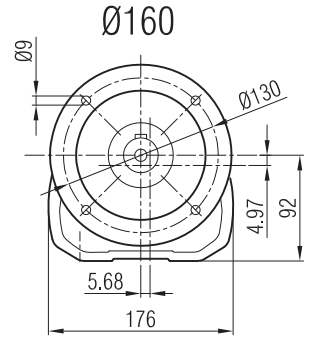
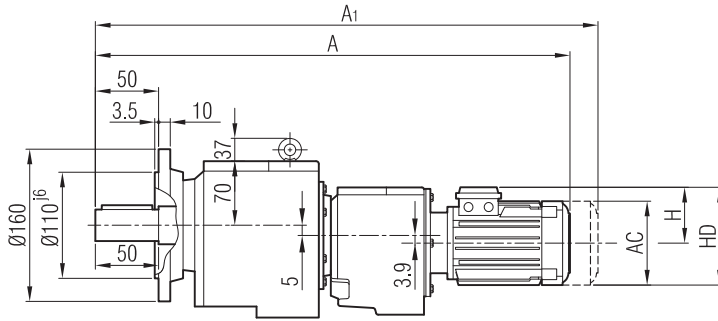
	56	63	71																	
A		514	542																	
A ₁		572	615																	
H		99	111																	
HD		162	182																	
AC		123	132																	

"A₁" Ölçüsü Frenli Motorlar içindir.
 Dimension "A₁" is for motors with brake
 Maß "A₁" ist für Motoren mit Bremse

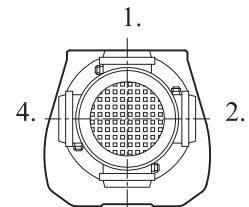




İRFM 53 İR 42



Klemens Pozisyonları
 Terminal Box Positions
 Klemmenkasten Positionen



63-71 Tip/Type/Typ

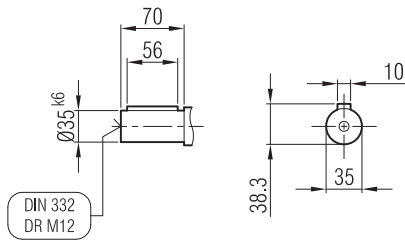
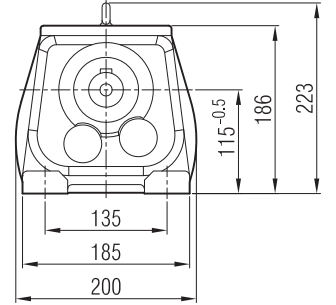
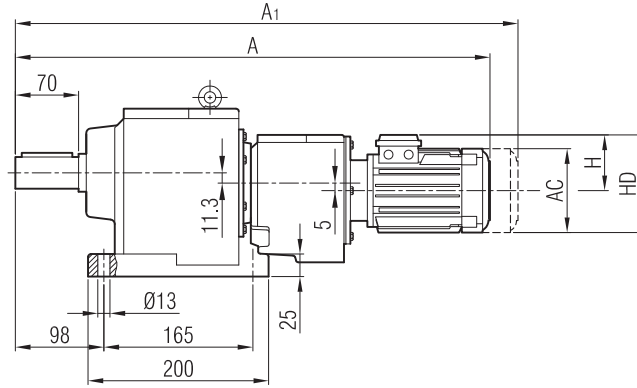
	56	63	71												
A		514	542												
A ₁		572	615												
H		99	111												
HD		162	182												
AC		123	132												

"A₁" Ölçüsü Frenli Motorlar içindir.
 Dimension "A₁" is for motors with brake
 Maß "A₁" ist für Motoren mit Bremse

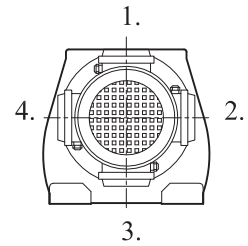




İRAM 62 İR 52
İRAM 63 İR 52



Klemens Pozisyonları
 Terminal Box Positions
 Klemmenkasten Positionen



63-71 Tip/Type/Typ

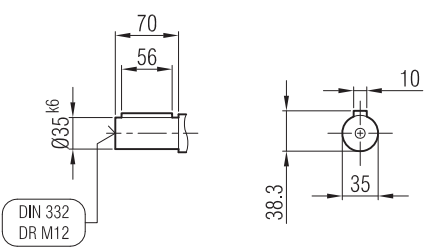
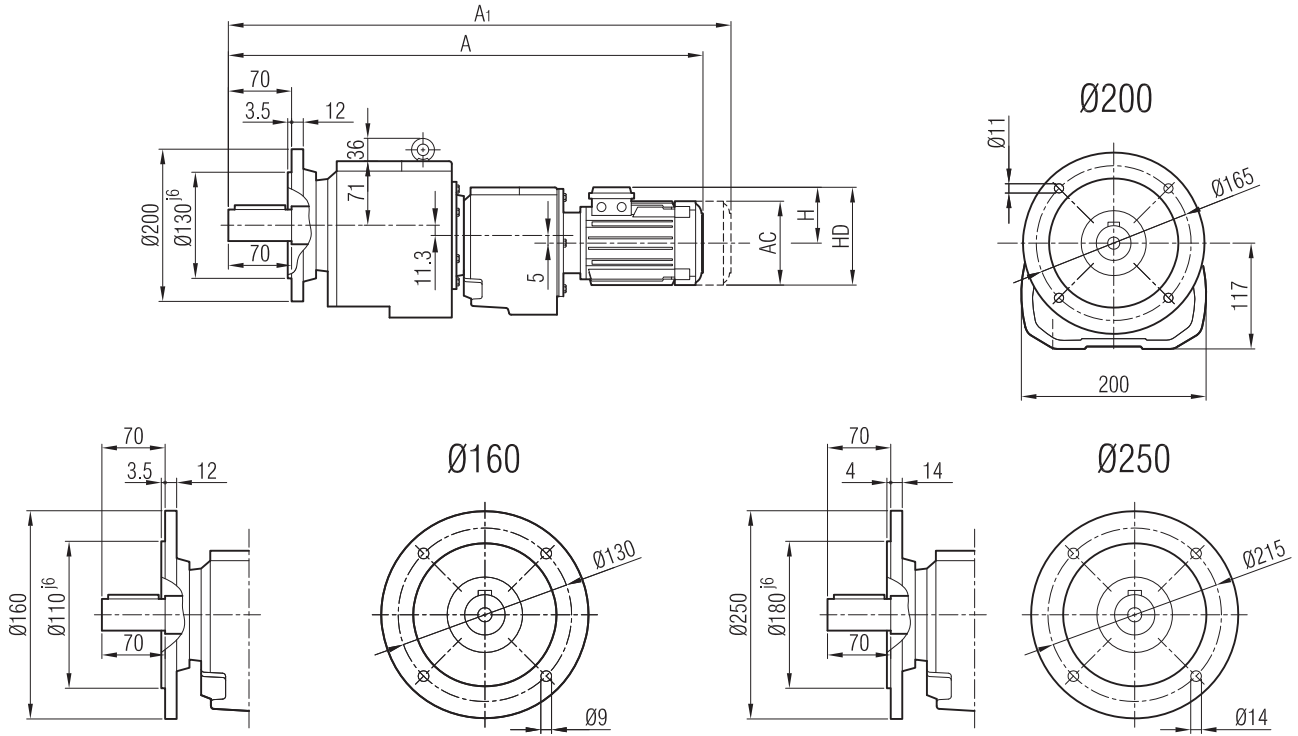
	56	63	71												
A		630	620												
A ₁		690	680												
H		99	111												
HD		162	182												
AC		123	132												

"A₁" Ölçüsü Frenli Motorlar içindir.
 Dimension "A₁" is for motors with brake
 Maß "A₁" ist für Motoren mit Bremse

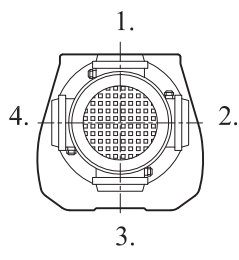




İRFM 62 İR 52
İRFM 63 İR 52



Klemens Pozisyonları
 Terminal Box Positions
 Klemmenkasten Positionen



63-71 Tip/Type/Typ

	56	63	71																	
A		630	620																	
A ₁		690	680																	
H		99	111																	
HD		162	182																	
AC		123	132																	

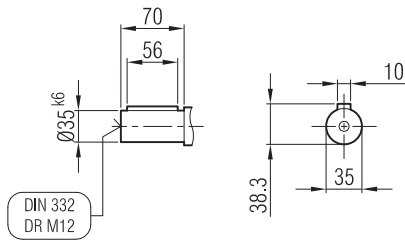
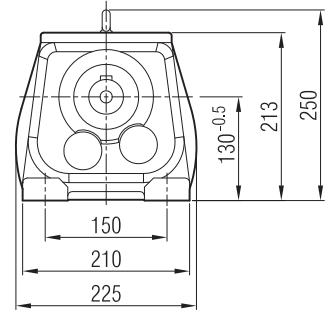
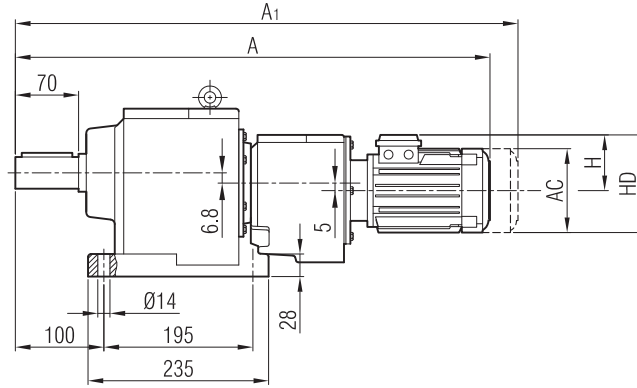
"A₁" Ölçüsü Frenli Motorlar içindir.
 Dimension "A₁" is for motors with brake
 Maß "A₁" ist für Motoren mit Bremse



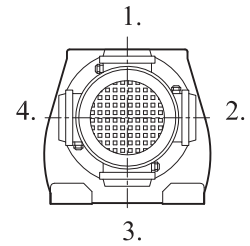


İRAM 721 İR 53

İRAM 731 İR 52



Klemens Pozisyonları
Terminal Box Positions
Klemmenkasten Positionen



63-71-80 Tip/Type/Typ

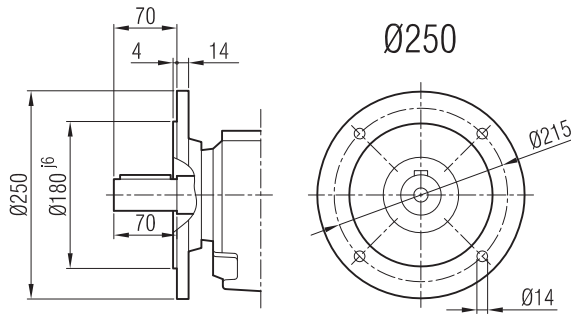
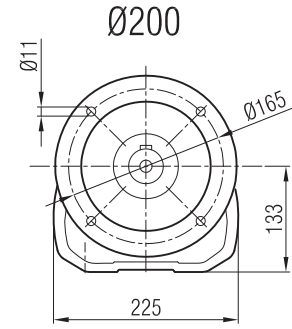
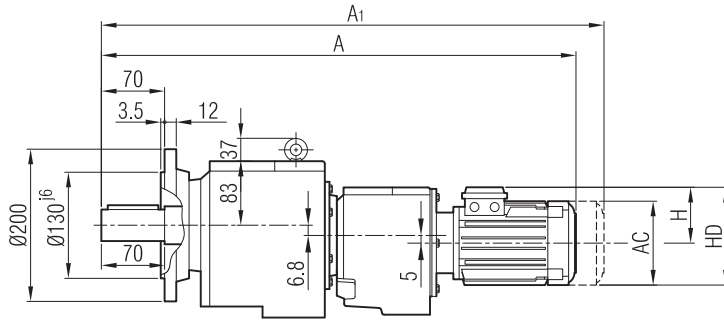
	56	63	71	80											
A		655	642	673											
A ₁		713	703	734											
H		99	111	118											
HD		162	182	198											
AC		123	132	158											

"A₁" Ölçüsü Frenli Motorlar içindir.
Dimension "A₁" is for motors with brake
Maß "A₁" ist für Motoren mit Bremse

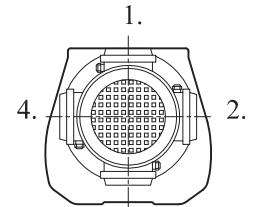




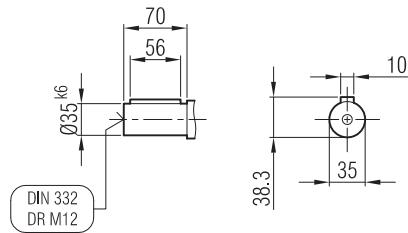
İRFM 721 İR 53
İRFM 731 İR 52



Klemens Pozisyonları
 Terminal Box Positions
 Klemmenkasten Positionen



63-71-80 **Tip/Type/Typ**



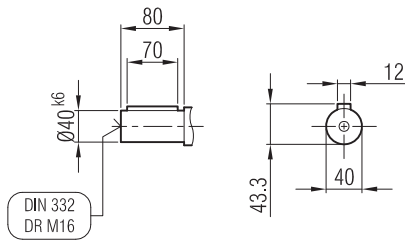
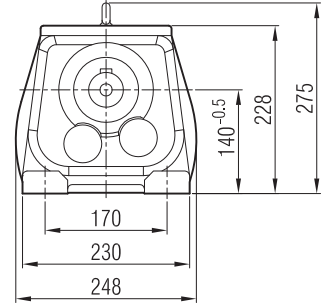
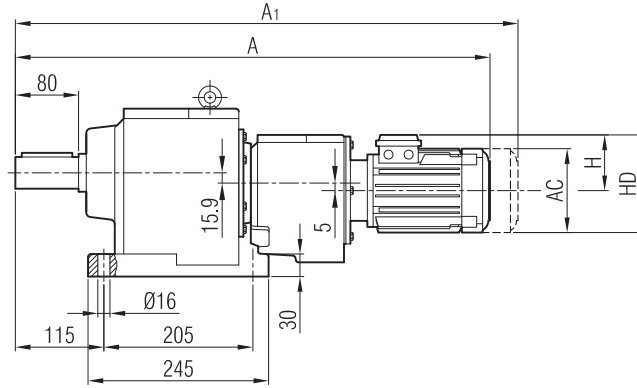
	56	63	71	80											
A		655	642	673											
A ₁		713	703	734											
H		99	111	118											
HD		162	182	198											
AC		123	132	158											

"A₁" Ölçüsü Frenli Motorlar içindir.
 Dimension "A₁" is for motors with brake
 Maß "A₁" ist für Motoren mit Bremse

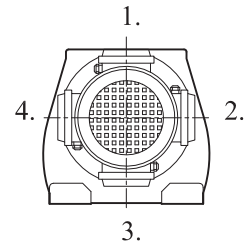




İRAM 72 İR 52
İRAM 73 İR 52



Klemens Pozisyonları
 Terminal Box Positions
 Klemmenkasten Positionen



63-71-80 Tip/Type/Typ

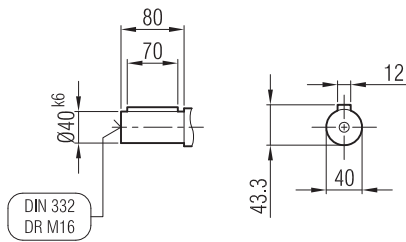
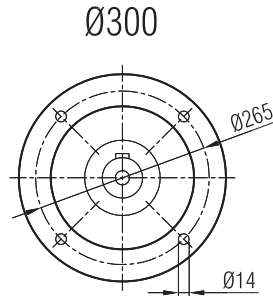
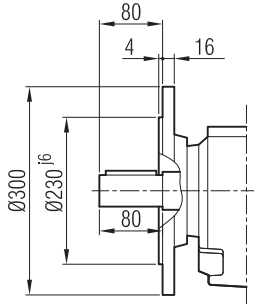
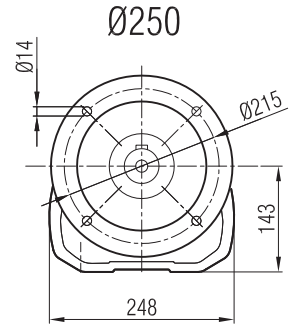
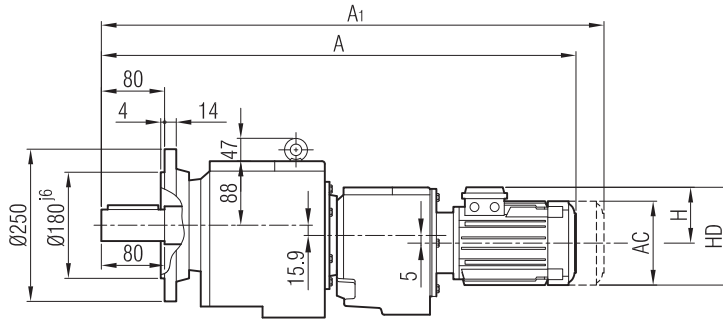
	56	63	71	80															
A		683	670	701															
A ₁		741	731	762															
H		99	111	118															
HD		162	182	198															
AC		123	132	158															

"A₁" Ölçüsü Frenli Motorlar içindir.
 Dimension "A₁" is for motors with brake
 Maß "A₁" ist für Motoren mit Bremse

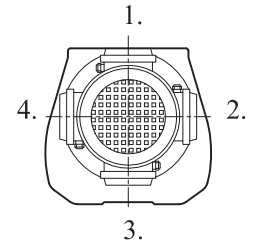




İRFM 72 İR 52
İRFM 73 İR 52



Klemens Pozisyonları
 Terminal Box Positions
 Klemmenkasten Positionen



63-71-80 **Tip/Type/Typ**

	56	63	71	80													
A		683	670	701													
A ₁		741	731	762													
H		99	111	118													
HD		162	182	198													
AC		123	132	158													

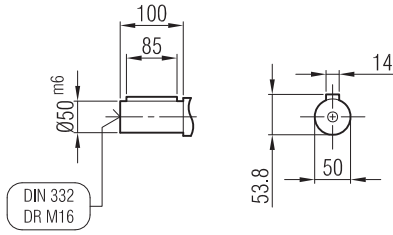
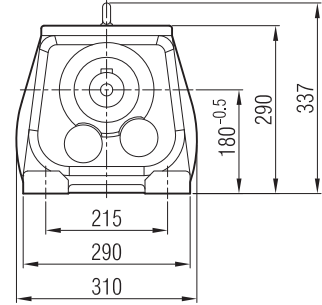
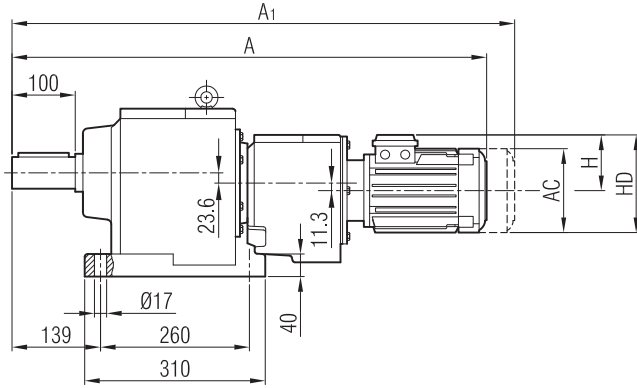
"A₁" Ölçüsü Frenli Motorlar içindir.
 Dimension "A₁" is for motors with brake
 Maß "A₁" ist für Motoren mit Bremse



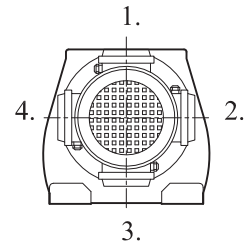


İRAM 82 İR 63

İRAM 83 İR 63



Klemens Pozisyonları Terminal Box Positions Klemmenkasten Positionen



63-71-80-90 Tip/Type/Typ

	56	63	71	80	90 S									
A		795	821	842	865									
A ₁		853	882	903	914									
H		99	111	118	132									
HD		162	182	198	222									
AC		123	132	158	193									

"A₁" Ölçüsü Frenli Motorlar içindir.

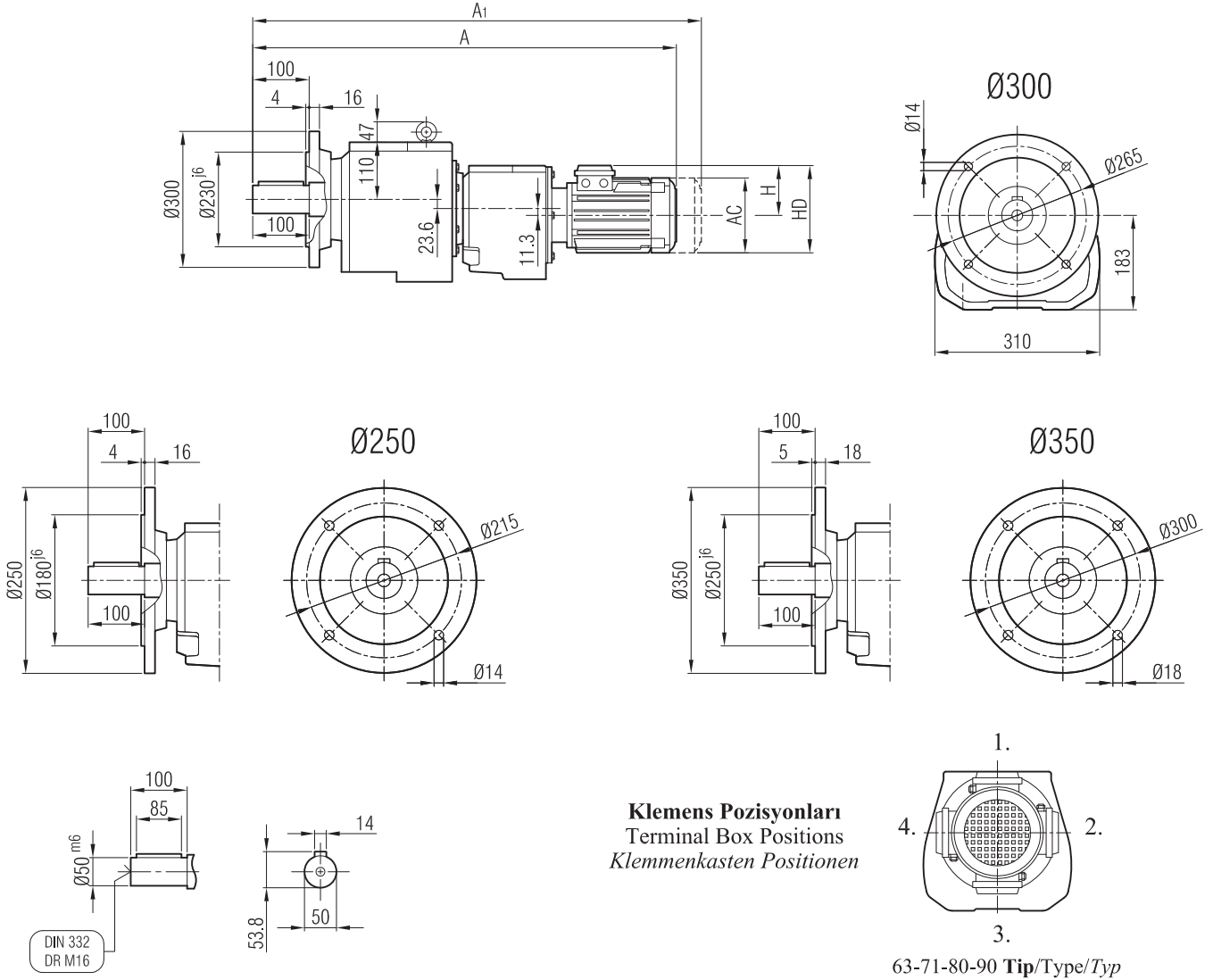
Dimension "A₁" is for motors with brake

Maß "A₁" ist für Motoren mit Bremse





İRFM 82 İR 63
İRFM 83 İR 63



	56	63	71	80	90 S										
A		795	821	842	865										
A ₁		853	882	903	914										
H		99	111	118	132										
HD		162	182	198	222										
AC		123	132	158	193										

"A₁" Ölçüsü Frenli Motorlar içindir.
 Dimension "A₁" is for motors with brake
 Maß "A₁" ist für Motoren mit Bremse



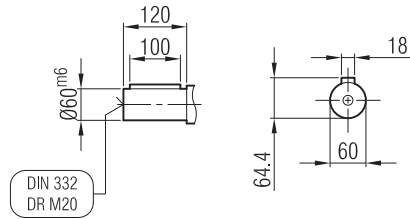
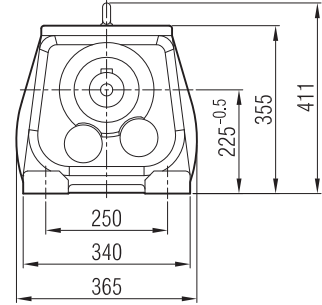
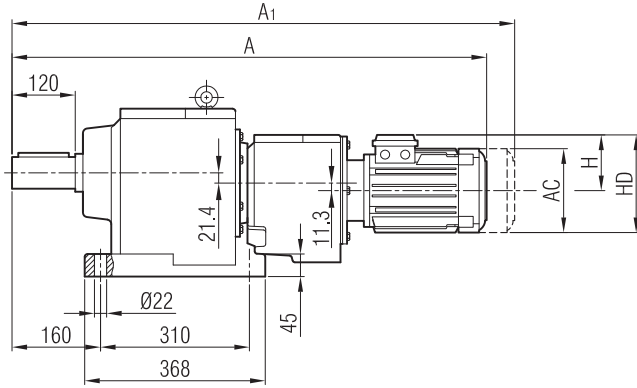


İRAM 92 İR 62

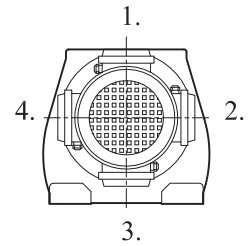
İRAM 92 İR 63

İRAM 93 İR 62

İRAM 93 İR 63



Klemens Pozisyonları
Terminal Box Positions
Klemmenkasten Positionen



63-71-80-90 **Tip/Type/Typ**

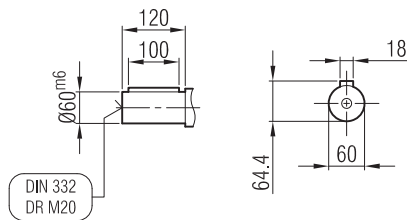
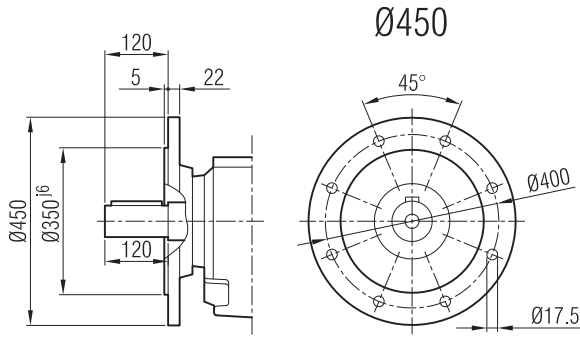
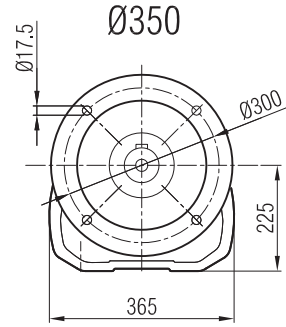
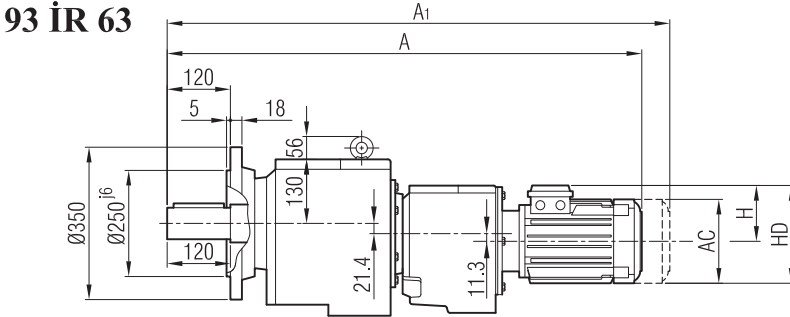
	56	63	71	80	90 S	90 L								
A		865	855	875	890	910								
A ₁		925	915	935	960	980								
H		99	111	118	132	132								
HD		162	182	198	222	222								
AC		123	132	158	193	193								

"A₁" Ölçüsü Frenli Motorlar içindir.
Dimension "A₁" is for motors with brake
Maß "A₁" ist für Motoren mit Bremse

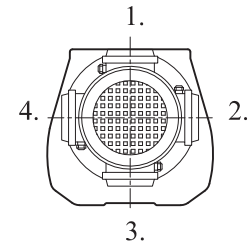




İRFM 92 İR 62
İRFM 92 İR 63
İRFM 93 İR 62
İRFM 93 İR 63



Klemens Pozisyonları
Terminal Box Positions
Klemmenkasten Positionen



63-71-80-90 **Tip/Type/Typ**

	56	63	71	80	90 S	90 L									
A		865	855	875	890	910									
A ₁		925	915	935	960	980									
H		99	111	118	132	132									
HD		162	182	198	222	222									
AC		123	132	158	193	193									

"A₁" Ölçüsü Frenli Motorlar içindir.
Dimension "A₁" is for motors with brake
Maß "A₁" ist für Motoren mit Bremse



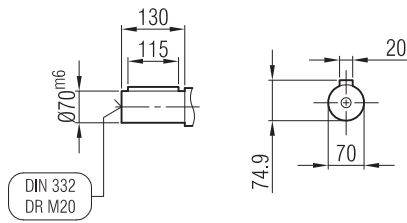
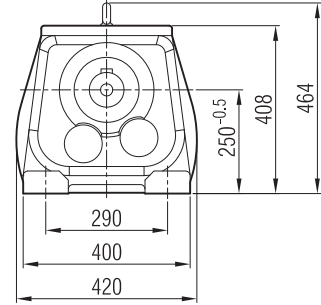
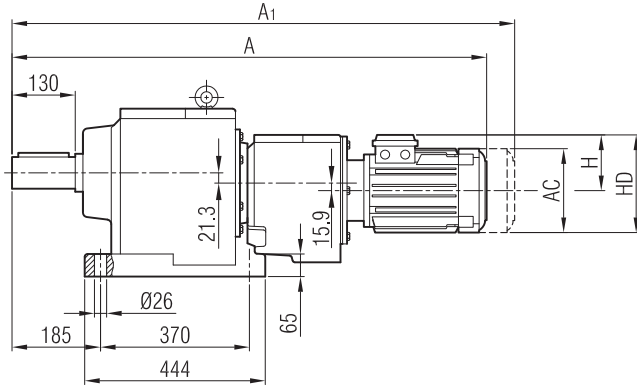


İRAM 102 İR 72

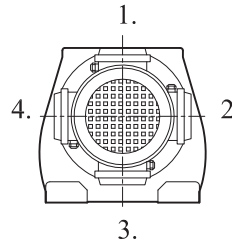
İRAM 102 İR 73

İRAM 103 İR 72

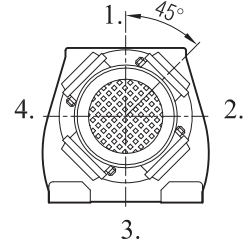
İRAM 103 İR 73



Klemens Pozisyonları Terminal Box Positions Klemmenkasten Positionen



80-90-100-112-132 Tip/Type/Typ



71 Tip/Type/Typ

	56	63	71	80	90 S	90 L	100									
A			956	987	1000	1020	1054									
A ₁			1017	1048	1069	1089	1139									
H			111	118	132	132	141									
HD			182	198	222	222	241									
AC			132	158	193	193	217									

"A₁" Ölçüsü Frenli Motorlar içindir.

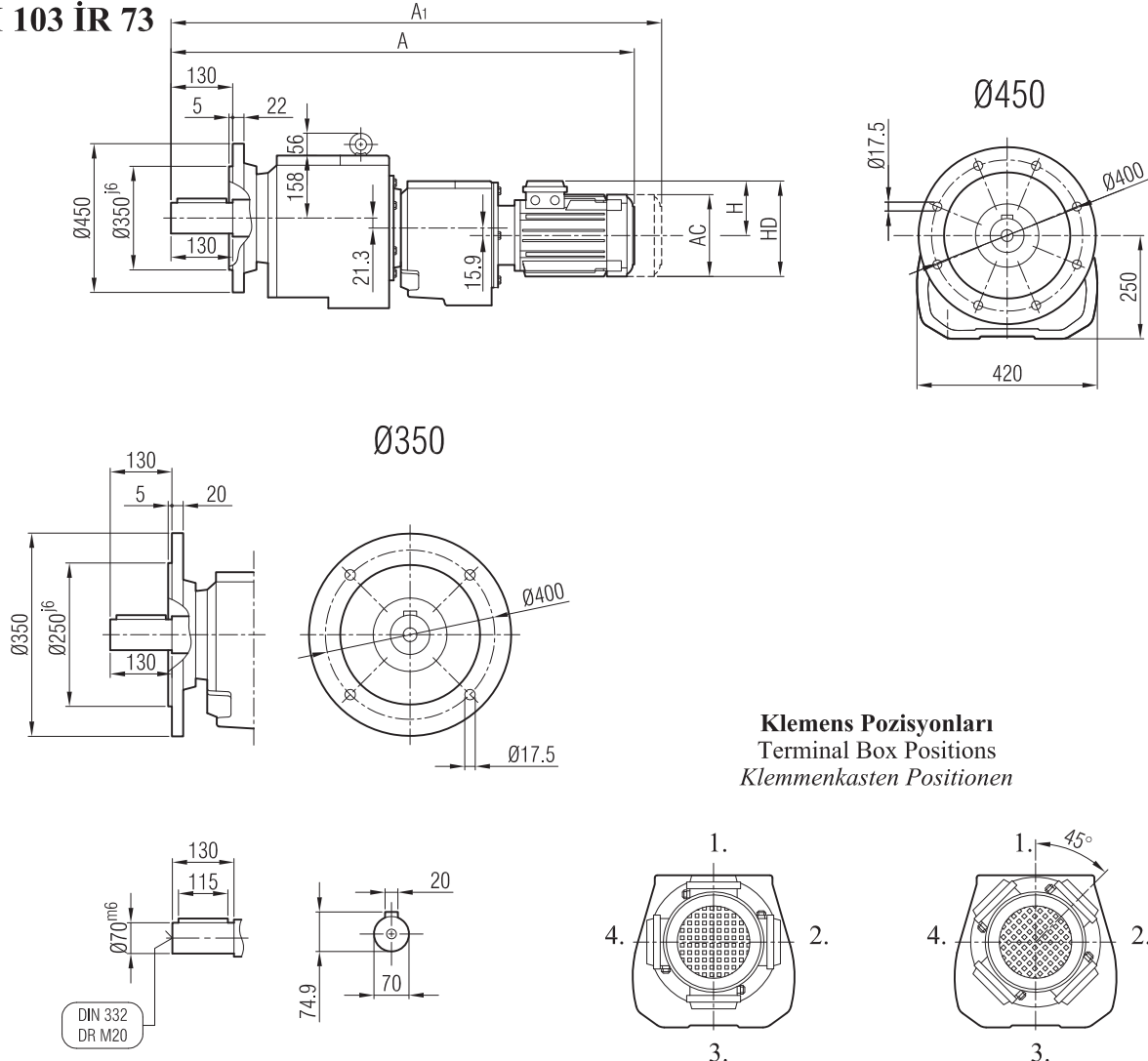
Dimension "A₁" is for motors with brake

Maß "A₁" ist für Motoren mit Bremse





İRFM 102 İR 72
İRFM 102 İR 73
İRFM 103 İR 72
İRFM 103 İR 73



Klemens Pozisyonları
 Terminal Box Positions
 Klemmenkasten Positionen

80-90-100-112-132 **Tip/Type/Typ**

71 **Tip/Type/Typ**

	56	63	71	80	90 S	90 L	100								
A			956	987	1000	1020	1054								
A ₁			1017	1048	1069	1089	1139								
H			111	118	132	132	141								
HD			182	198	222	222	241								
AC			132	158	193	193	217								

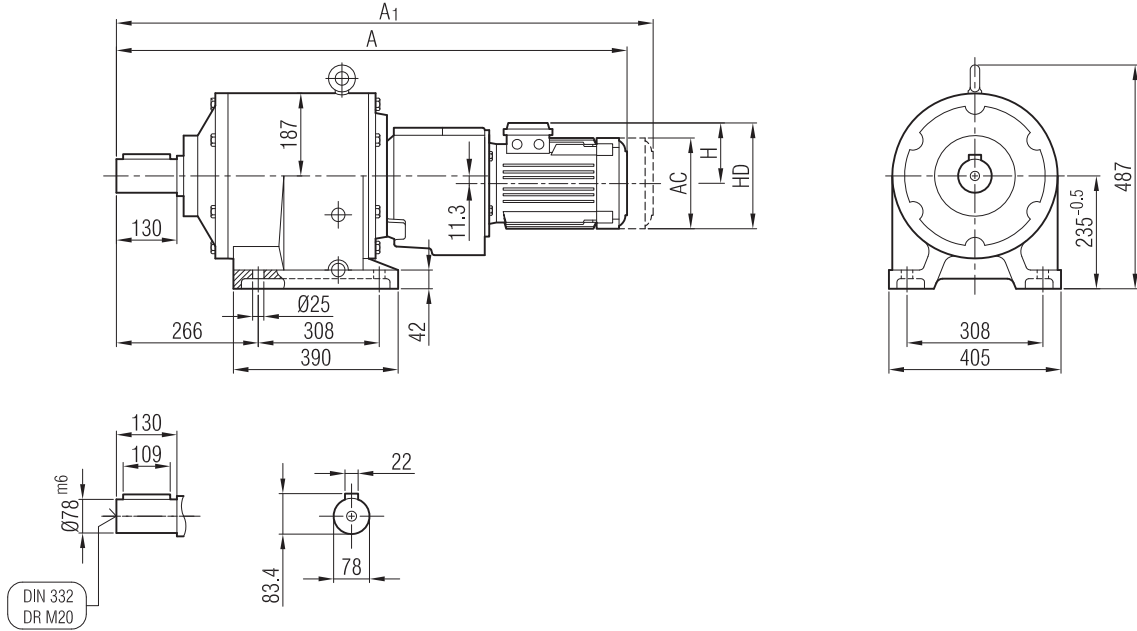
"A₁" Ölçüsü Frenli Motorlar içindir.
 Dimension "A₁" is for motors with brake
 Maß "A₁" ist für Motoren mit Bremse





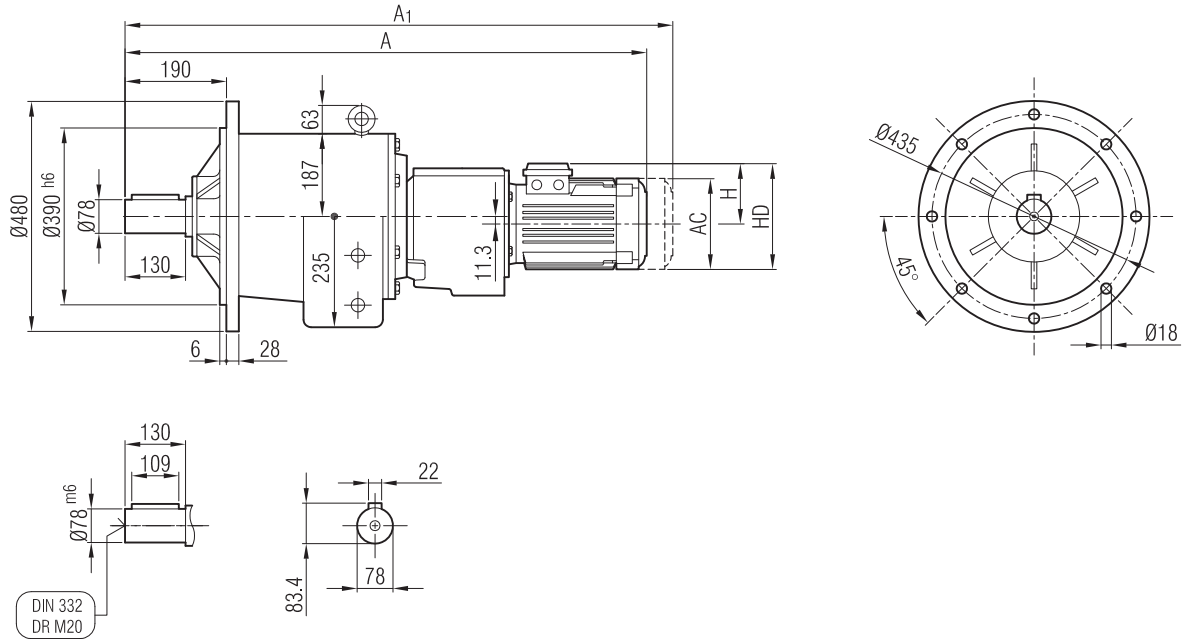
İRAM 120 İR 62

İRAM 120 İR 63



İRFM 120 İR 62

İRFM 120 İR 63



	56	63	71	80	90 S	90 L									
A				925	935	955									
A1				985	1000	1020									
H				118	132	132									
HD				198	222	222									
AC				158	193	193									

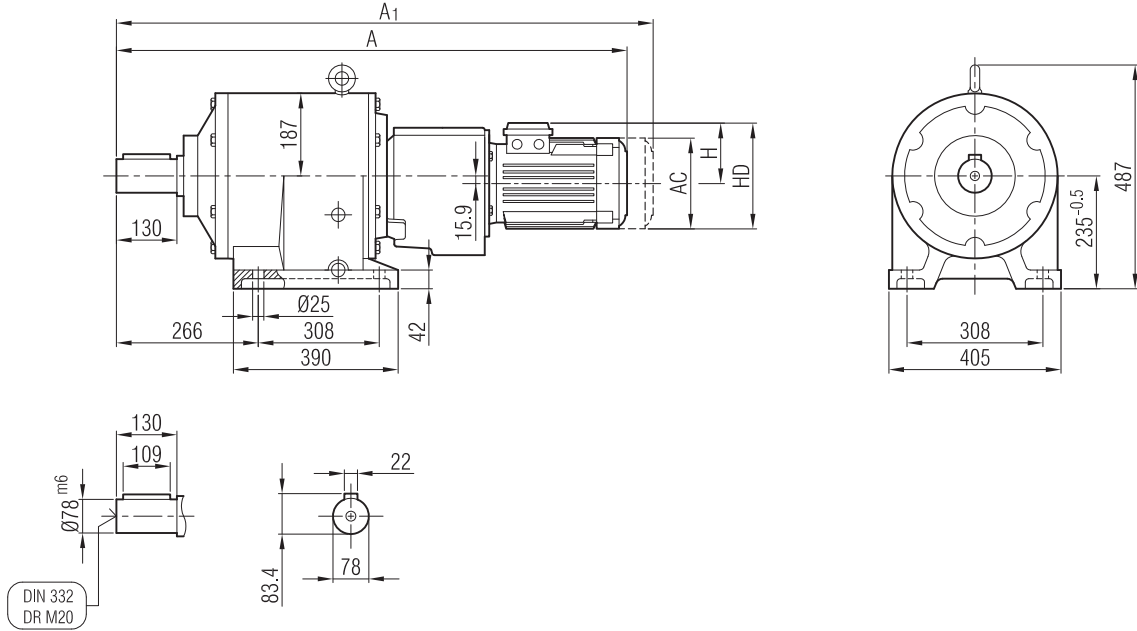
"A1" Ölçüsü Frenli Motorlar içindir.
Dimension "A1" is for motors with brake
Maß "A1" ist für Motoren mit Bremse





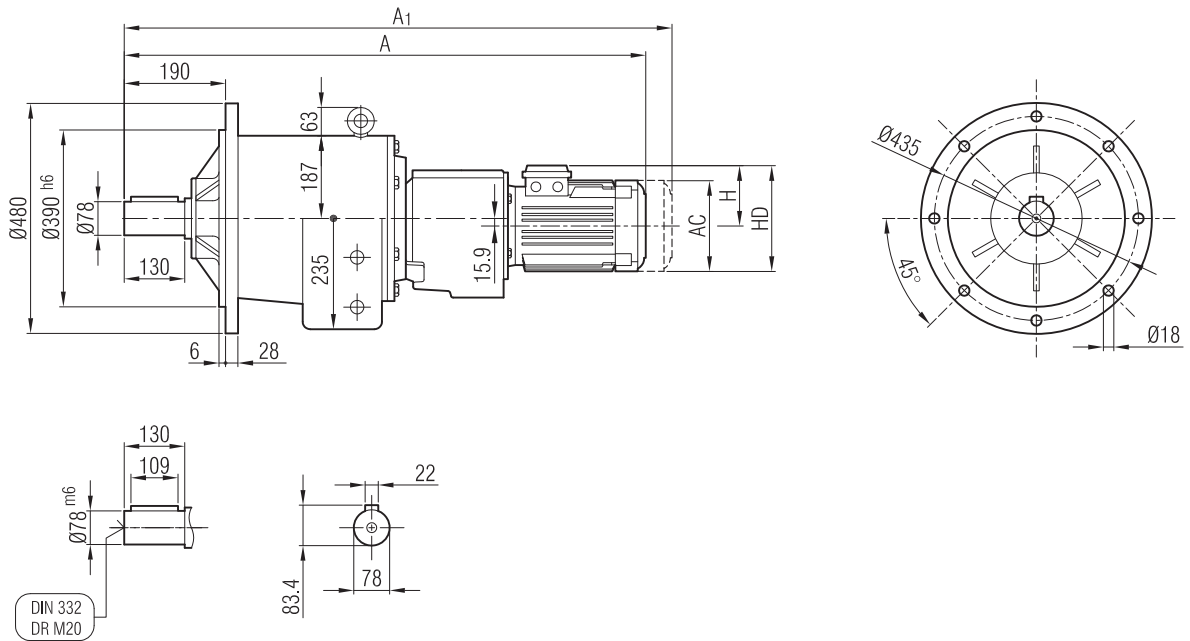
İRAM 120 İR 72

İRAM 120 İR 73



İRFM 120 İR 72

İRFM 120 İR 73



	56	63	71	80	90 S	90 L	100								
A							1015								
A ₁							1100								
H							141								
HD							241								
AC							217								

"A₁" Ölçüsü Frenli Motorlar içindir.

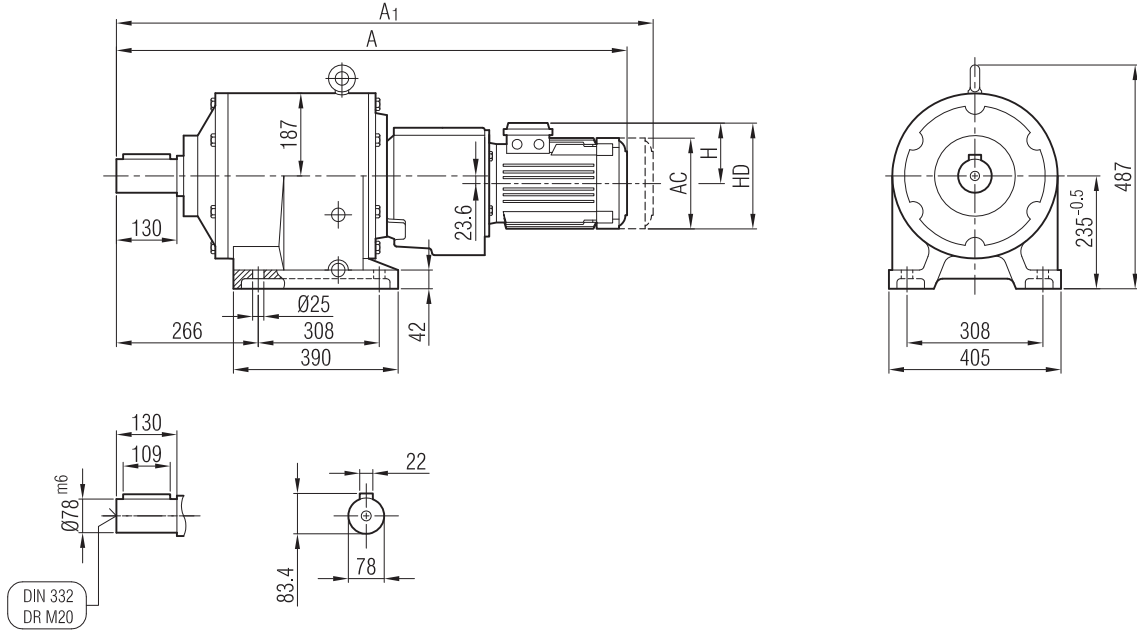
Dimension "A₁" is for motors with brake

Maß "A₁" ist für Motoren mit Bremse

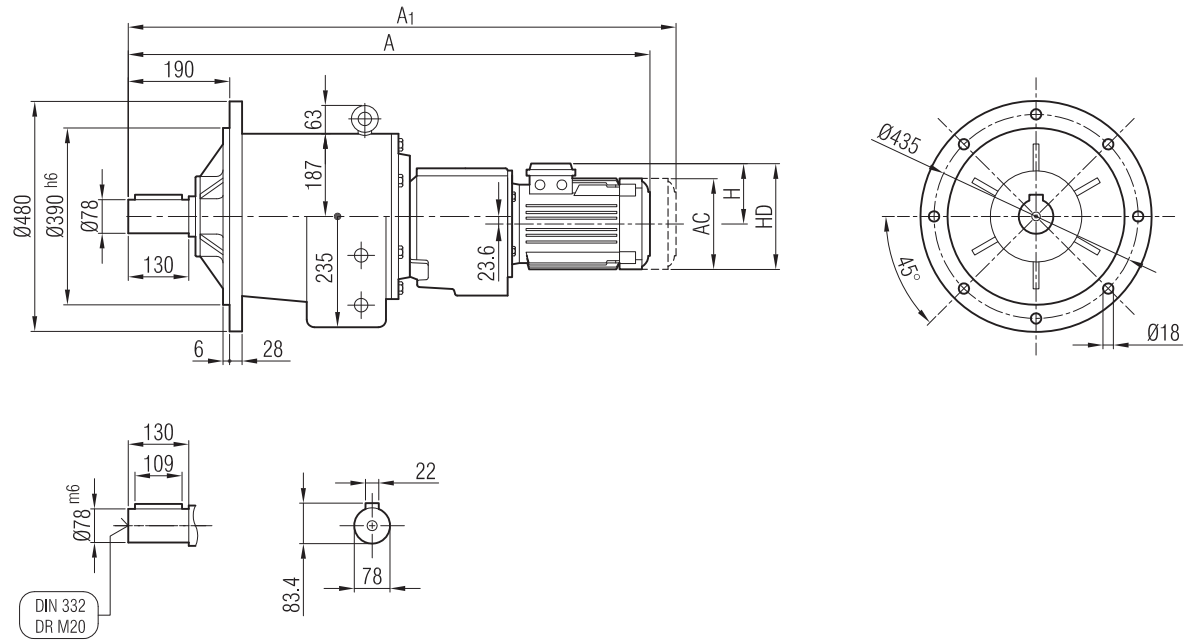




İRAM 120 İR 82
İRAM 120 İR 83



İRFM 120 İR 82
İRFM 120 İR 83



	56	63	71	80	90 S	90 L	100	112									
A								1135									
A ₁								1215									
H								149									
HD								261									
AC								232									

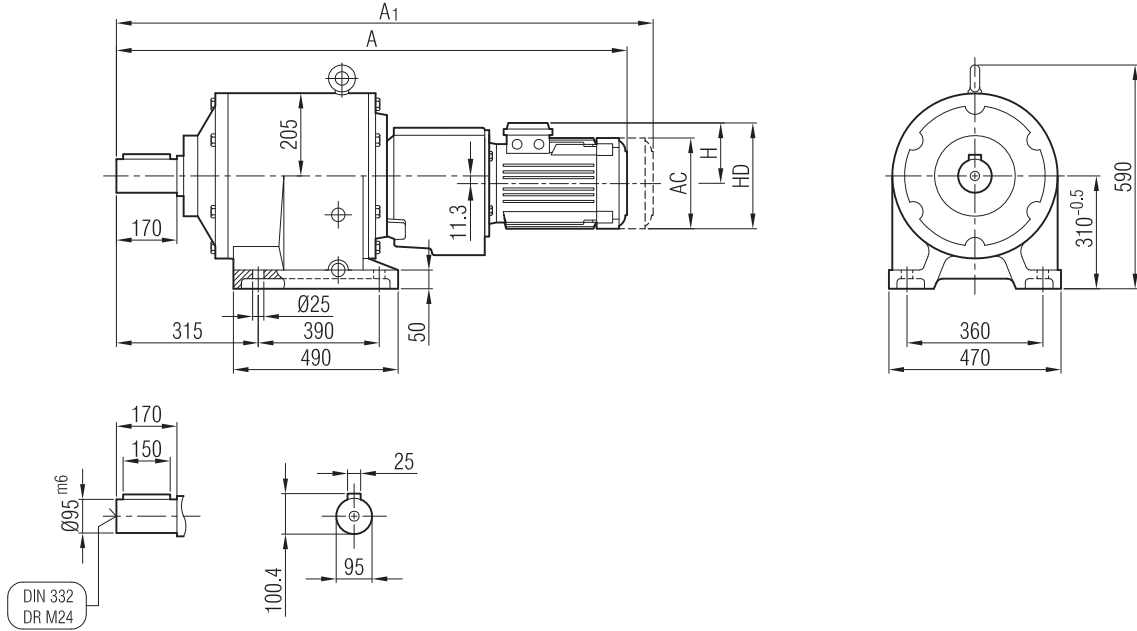
"A₁" Ölçüsü Frenli Motorlar içindir.
 Dimension "A₁" is for motors with brake
 Maß "A₁" ist für Motoren mit Bremse





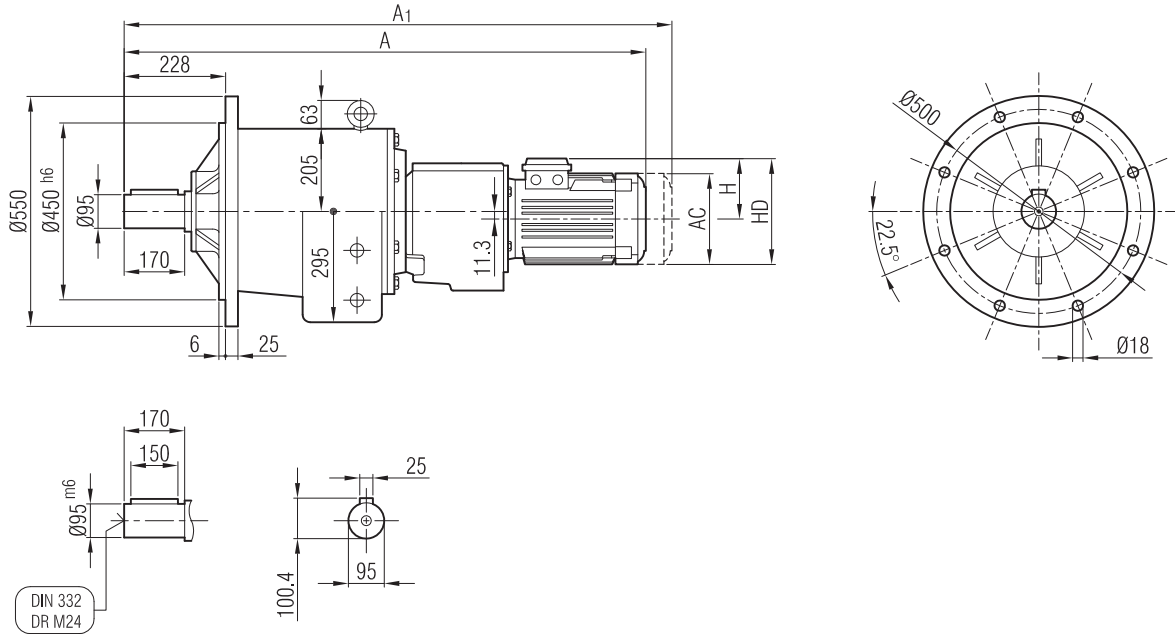
İRAM 136 İR 62

İRAM 136 İR 63



İRFM 136 İR 62

İRFM 136 İR 63



	56	63	71	80	90 S	90 L									
A				1070	1080	1100									
A1				1130	1150	1170									
H				118	132	132									
HD				198	222	222									
AC				158	193	193									

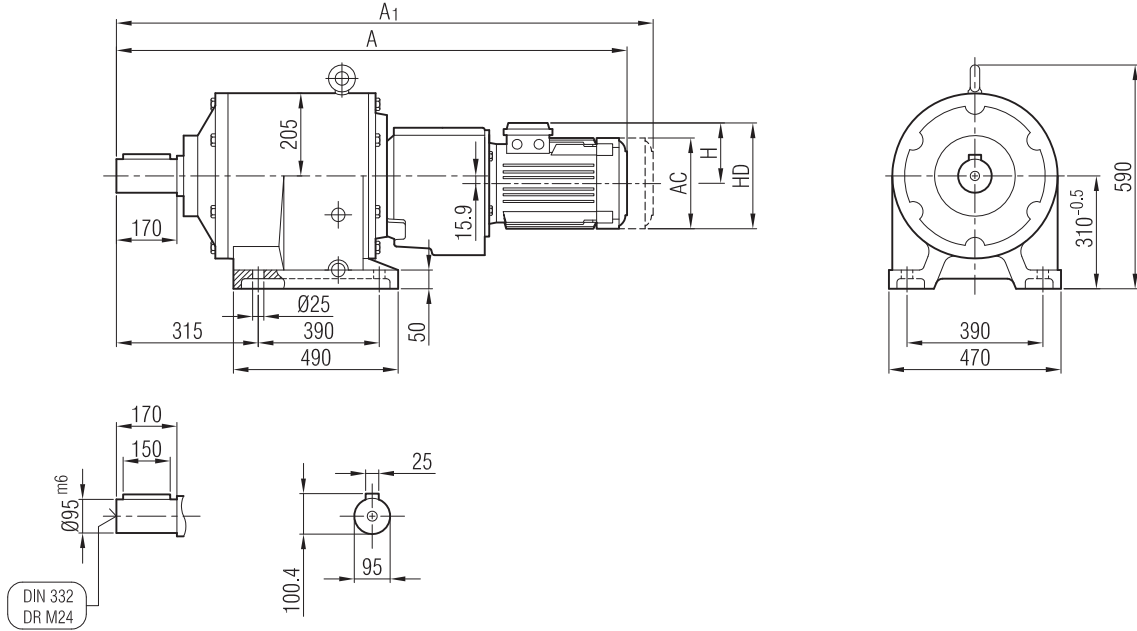
"A1" Ölçüsü Frenli Motorlar içindir.
Dimension "A1" is for motors with brake
Maß "A1" ist für Motoren mit Bremse





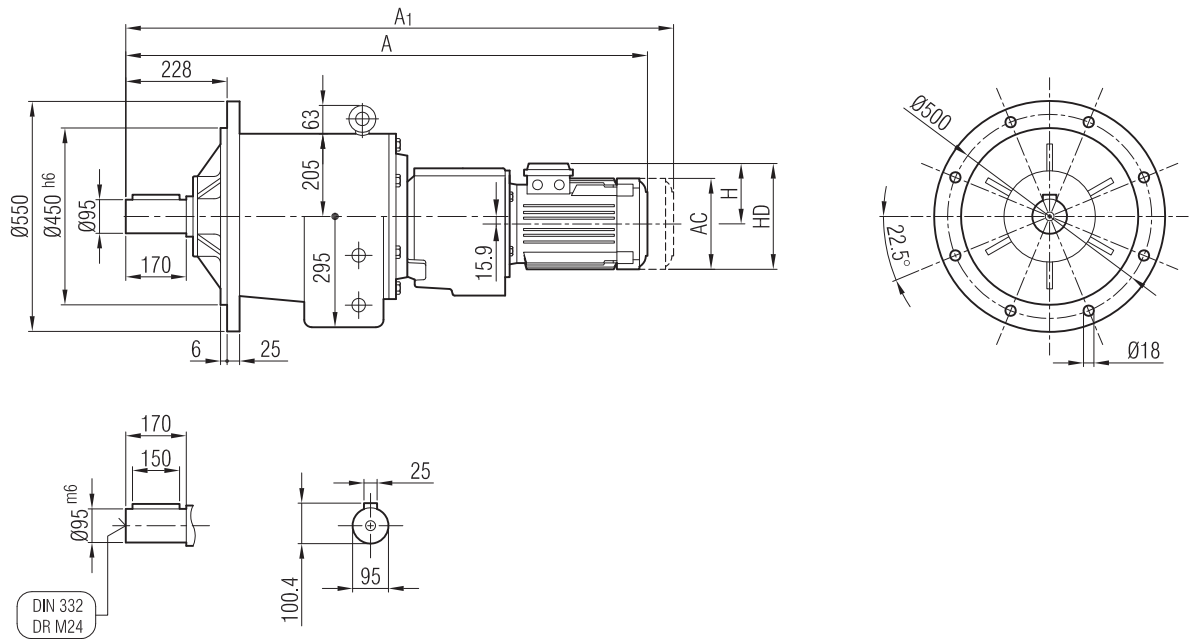
İRAM 136 İR 72

İRAM 136 İR 73



İRFM 136 İR 72

İRFM 136 İR 73



	56	63	71	80	90 S	90 L	100										
A							1150										
A ₁							1230										
H							141										
HD							241										
AC							217										

"A₁" Ölçüsü Frenli Motorlar içindir.

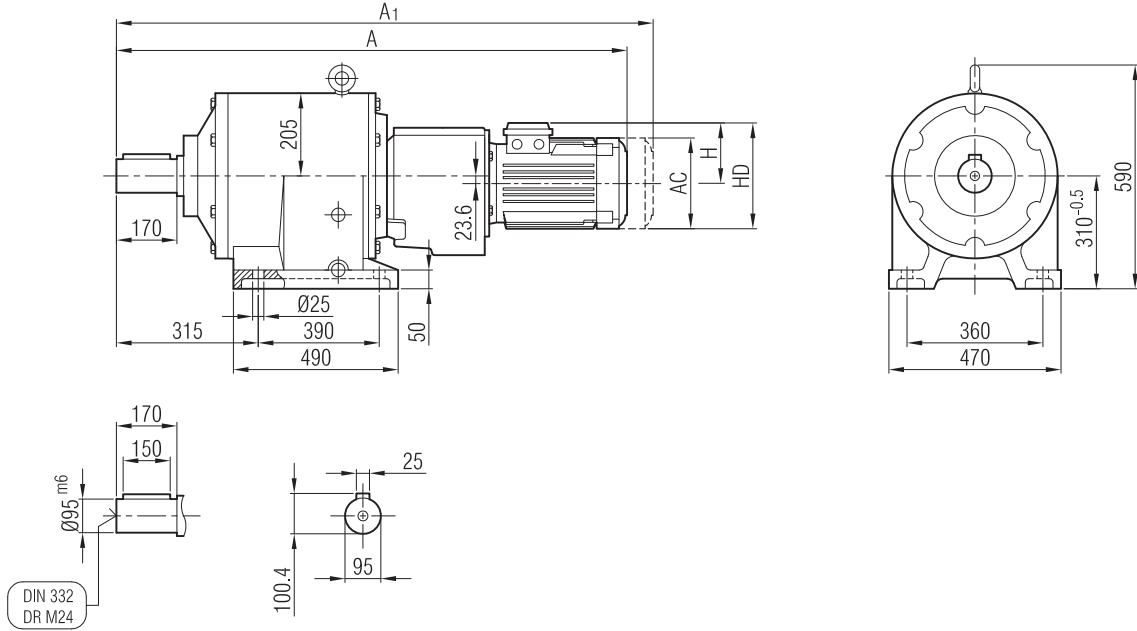
Dimension "A₁" is for motors with brake

Maß "A₁" ist für Motoren mit Bremse

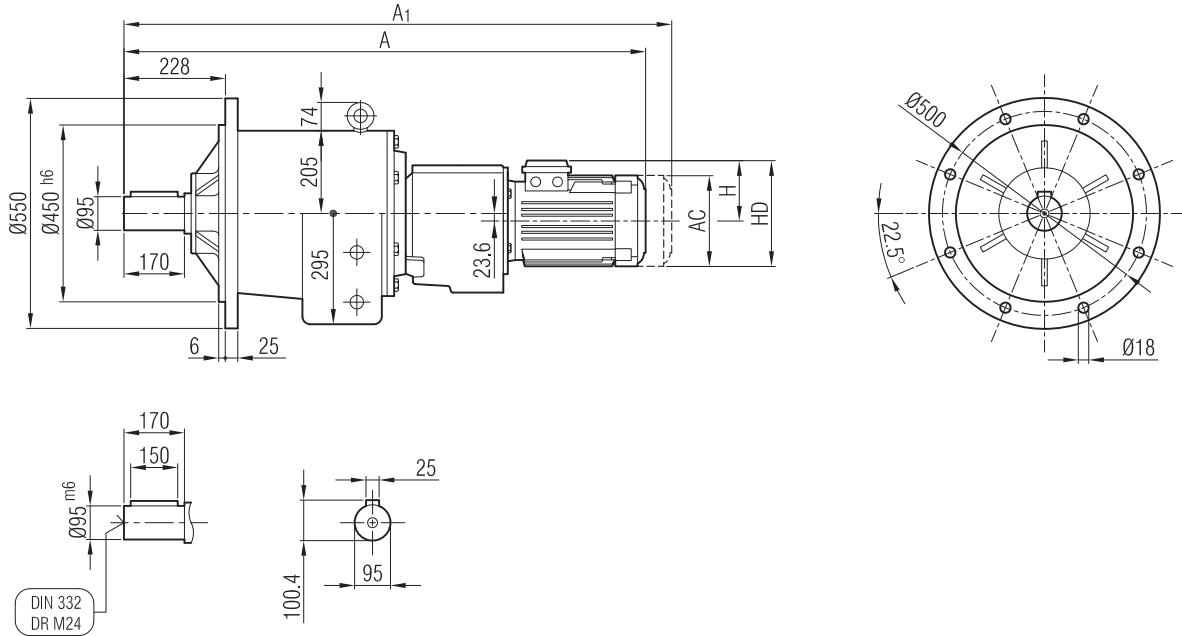




İRAM 136 İR 82
İRAM 136 İR 83



İRFM 136 İR 82
İRFM 136 İR 83



	56	63	71	80	90 S	90 L	100	112										
A								1275										
A ₁								1355										
H								149										
HD								261										
AC								232										

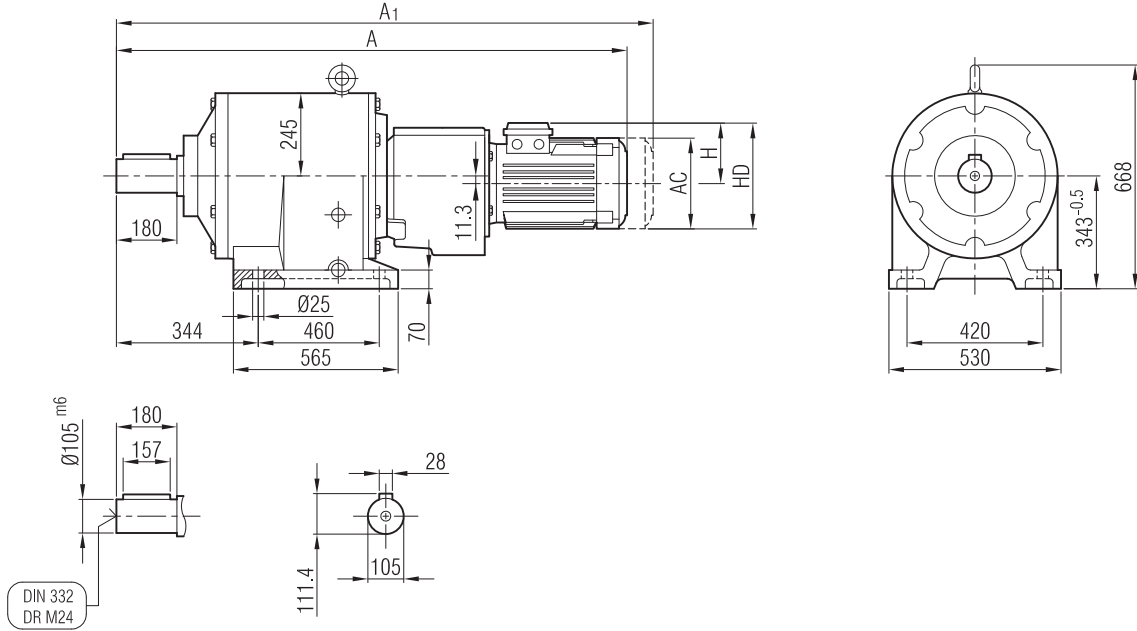
"A₁" Ölçüsü Frenli Motorlar içindir.
 Dimension "A₁" is for motors with brake
 Maß "A₁" ist für Motoren mit Bremse





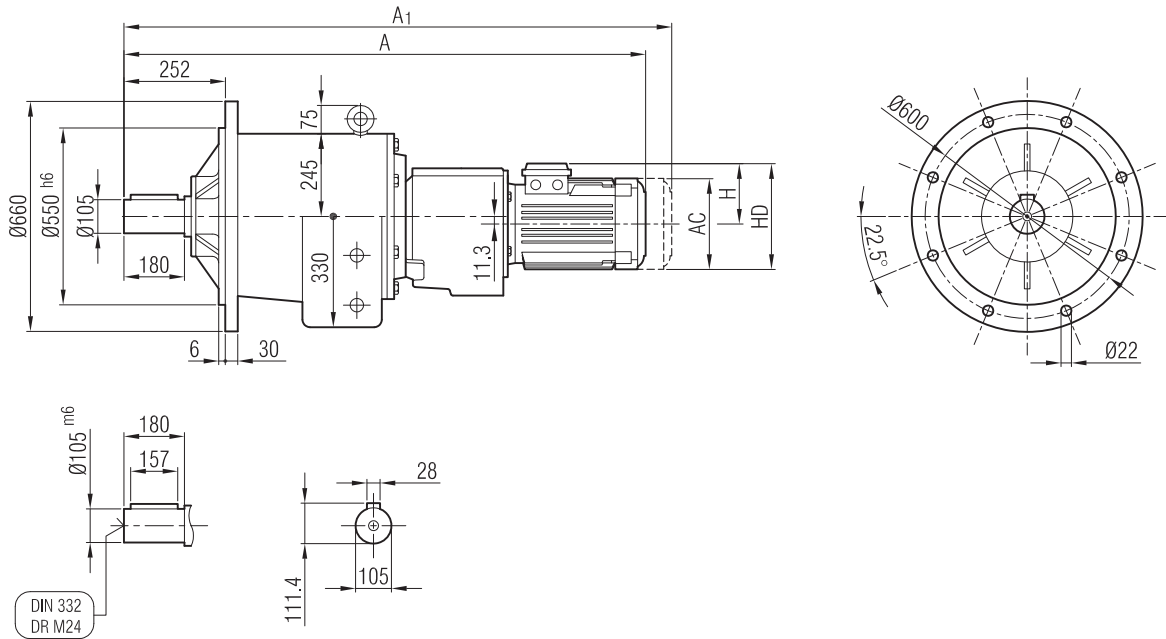
İRAM 151 İR 62

İRAM 151 İR 63



İRFM 151 İR 62

İRFM 151 İR 63



	56	63	71	80	90 S	90 L									
A				1170	1175	1195									
A ₁				1240	1245	1265									
H				118	132	132									
HD				198	222	222									
AC				158	193	193									

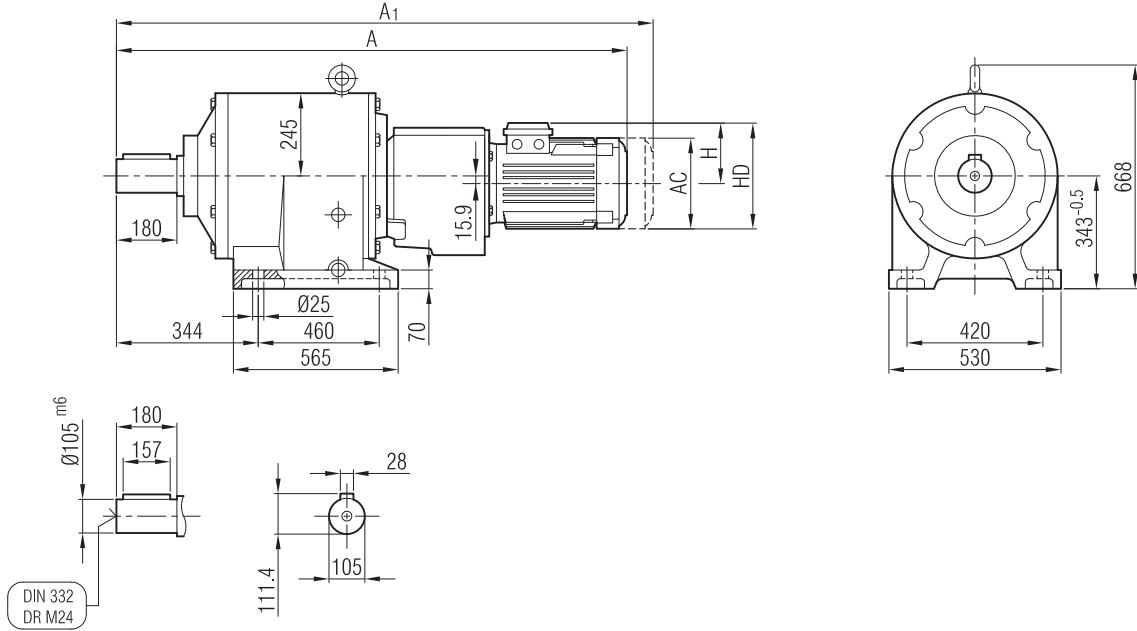
"A₁" Ölçüsü Frenli Motorlar içindir.
Dimension "A₁" is for motors with brake
Maß "A₁" ist für Motoren mit Bremse





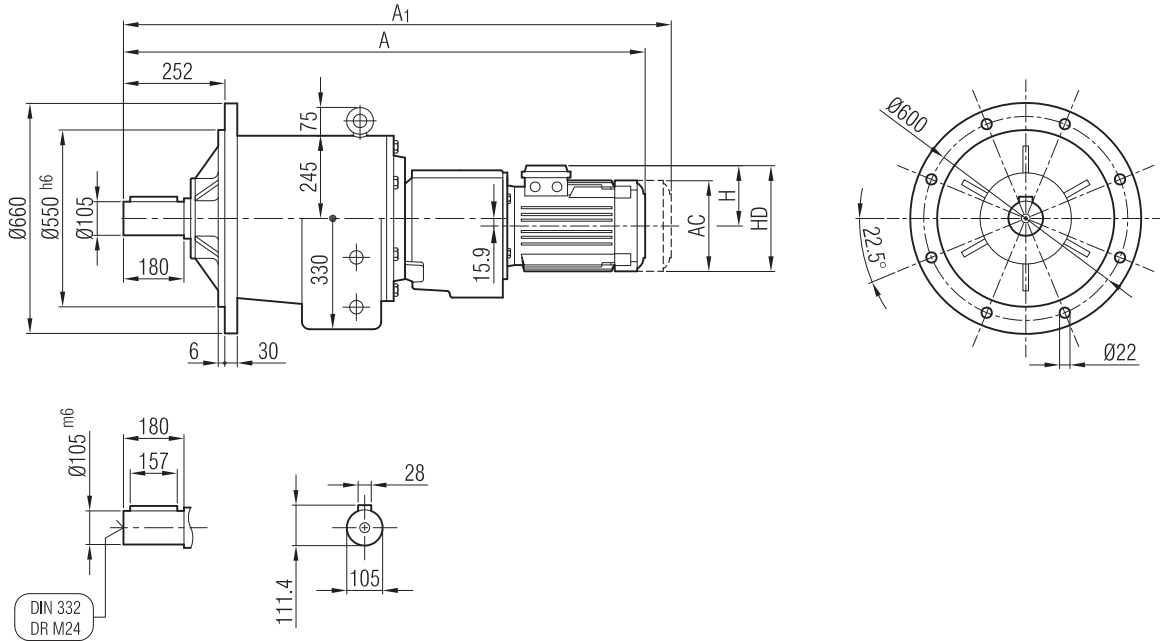
İRAM 151 İR 72

İRAM 151 İR 73



İRFM 151 İR 72

İRFM 151 İR 73



	56	63	71	80	90 S	90 L	100									
A							1265									
A ₁							1345									
H							141									
HD							241									
AC							217									

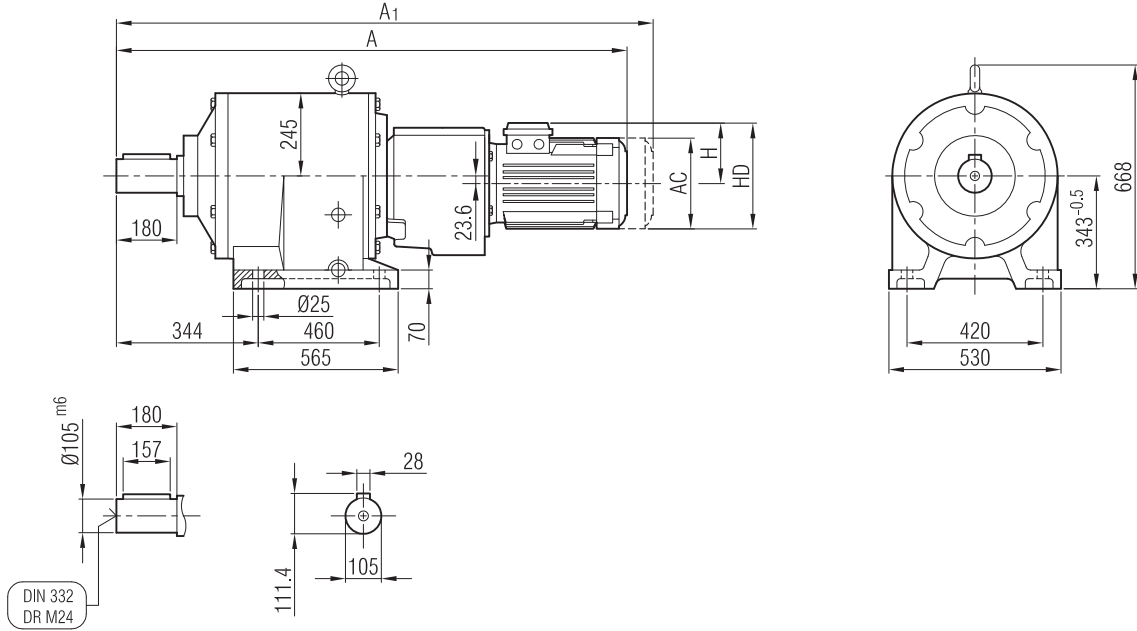
"A₁" Ölçüsü Frenli Motorlar içindir.
Dimension "A₁" is for motors with brake
Maß "A₁" ist für Motoren mit Bremse





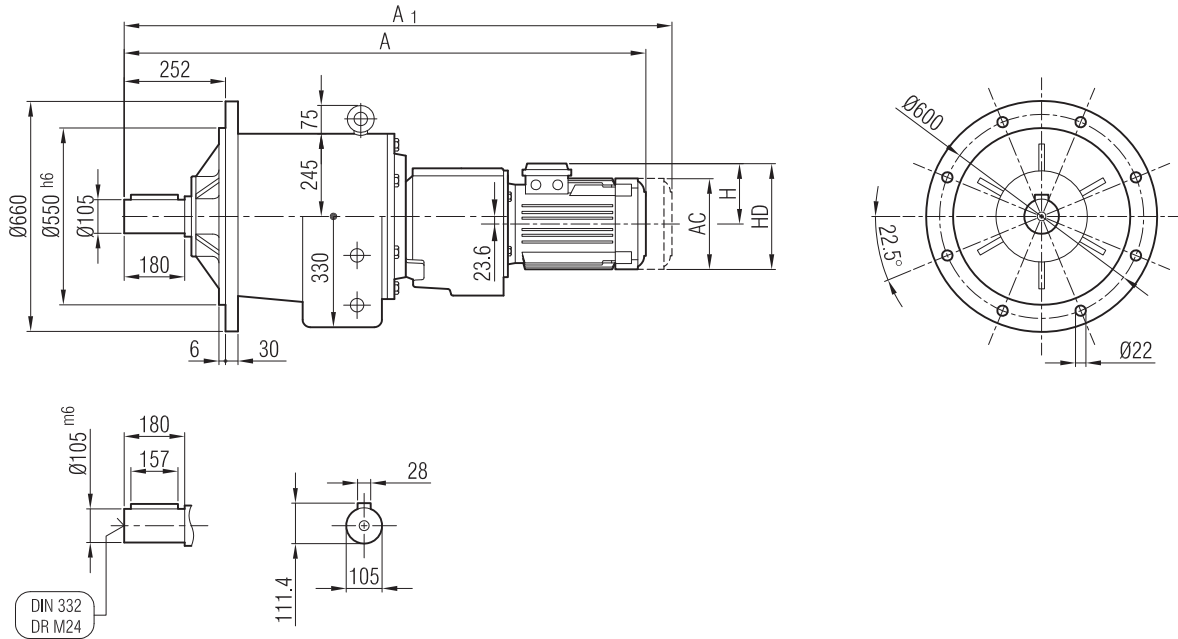
İRAM 151 İR 82

İRAM 151 İR 83



İRFM 151 İR 82

İRFM 151 İR 83



	56	63	71	80	90 S	90 L	100	112								
A								1390								
A1								1470								
H								149								
HD								261								
AC								232								

"A1" Ölçüsü Frenli Motorlar içindir.

Dimension "A1" is for motors with brake

Maß "A1" ist für Motoren mit Bremse





IRAPM ...



IRAFPM ...

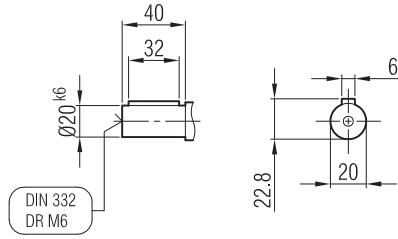
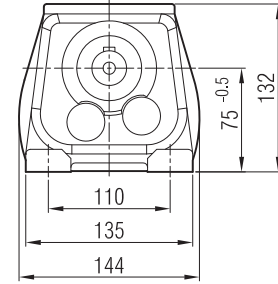
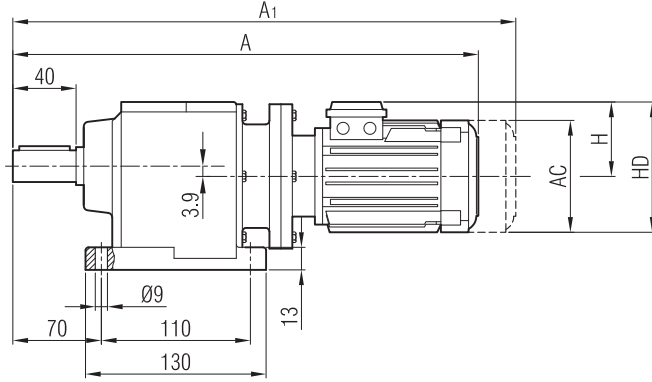


IRFPM ...

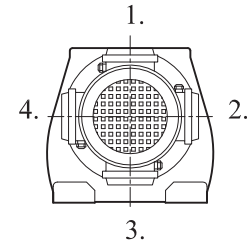


İRAPM 42

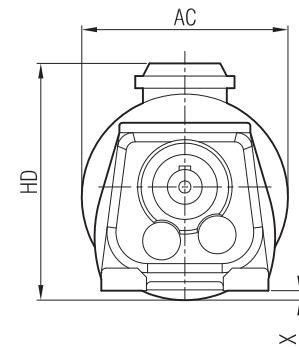
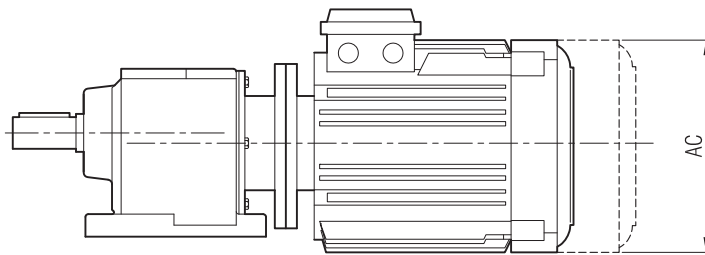
İRAPM 43



Klemens Pozisyonları Terminal Box Positions Klemmenkasten Positionen



63-71-80-90 Tip/Type/Typ



	56/B5	63/B5	71/B5	80/B5	90 S/B5	90 L/B5									
A		397	432	453	467	483									
A ₁		455	505	536	552	568									
H		99	111	118	132	132									
HD		162	182	198	222	222									
AC		123	132	158	193	193									
X		-	-	29	29	29									

"A₁" Ölçüsü Frenli Motorlar içindir.

Dimension "A₁" is for motors with brake

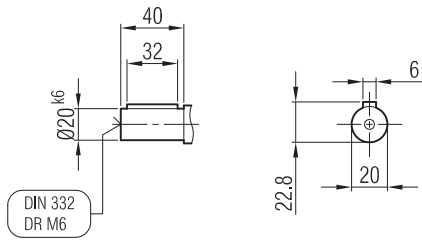
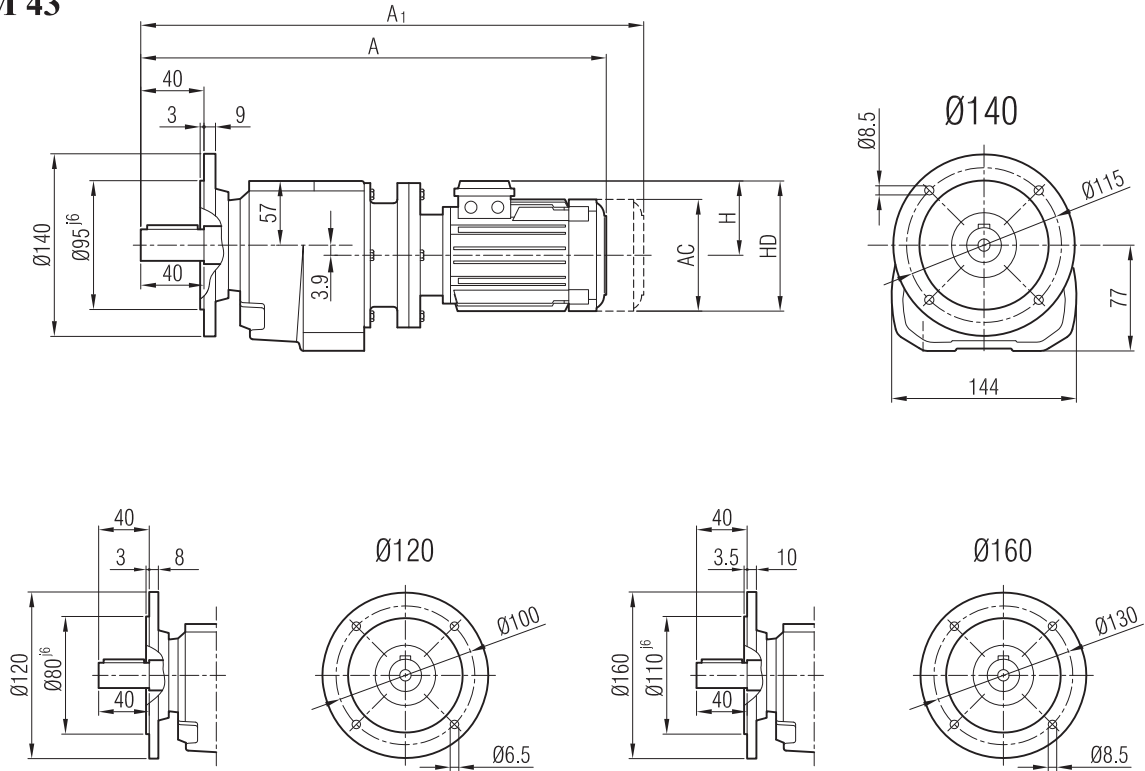
Maß "A₁" ist für Motoren mit Bremse



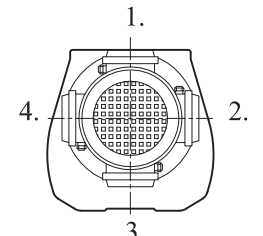


İRFPM 42

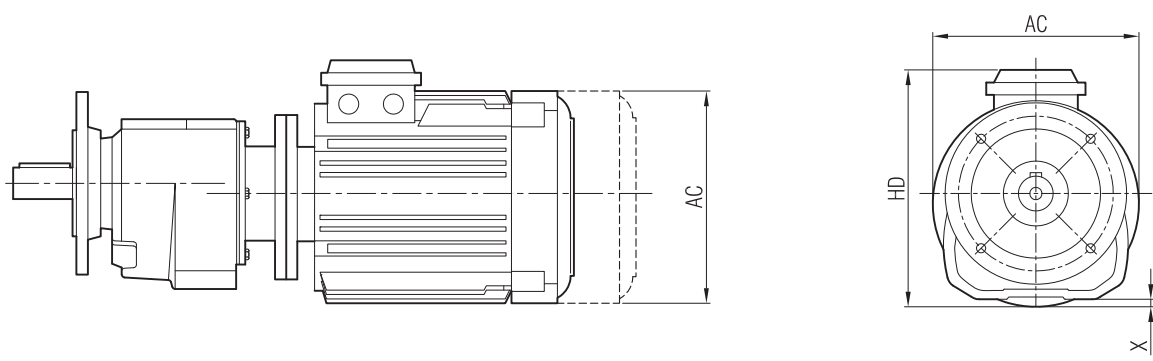
İRFPM 43



Klemens Pozisyonları
Terminal Box Positions
Klemmenkasten Positionen



63-71-80-90 Tip/Type/Typ



	56/B5	63/B5	71/B5	80/B5	90 S/B5	90 L/B5								
A		397	432	453	467	483								
A ₁		455	505	536	552	568								
H		99	111	118	132	132								
HD		162	182	198	222	222								
AC		123	132	158	193	193								
X		-	-	27	27	27								

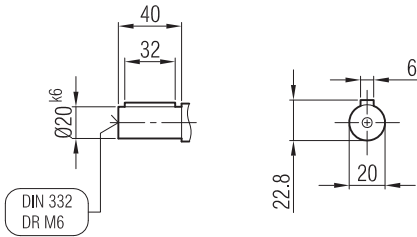
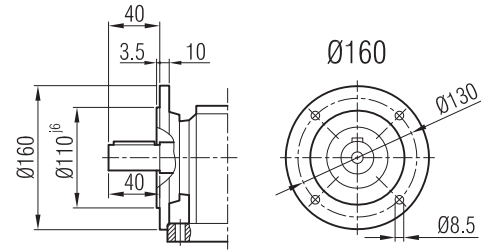
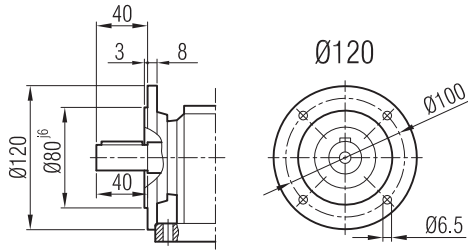
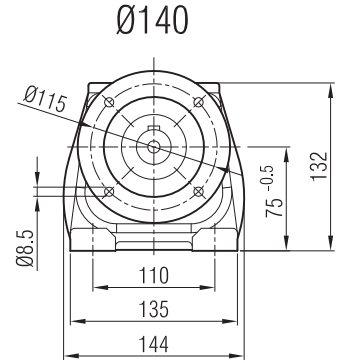
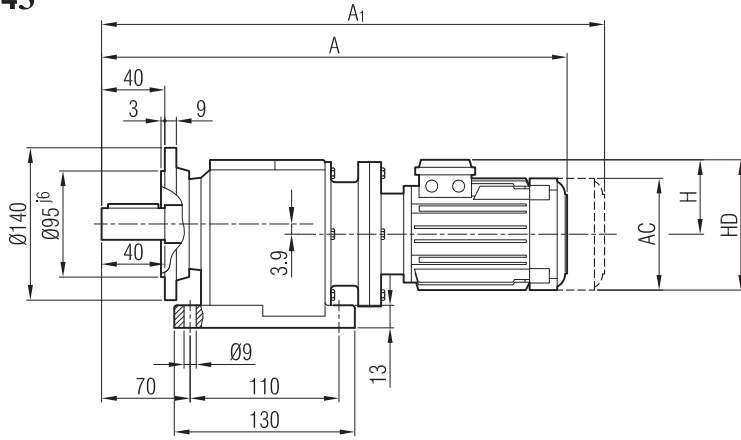
"A₁" Ölçüsü Frenli Motorlar içindir.
Dimension "A₁" is for motors with brake
Maß "A₁" ist für Motoren mit Bremse



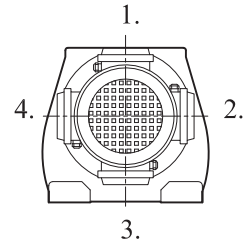


İRAFPM 42

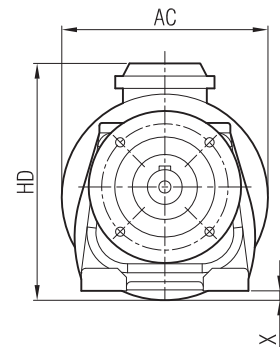
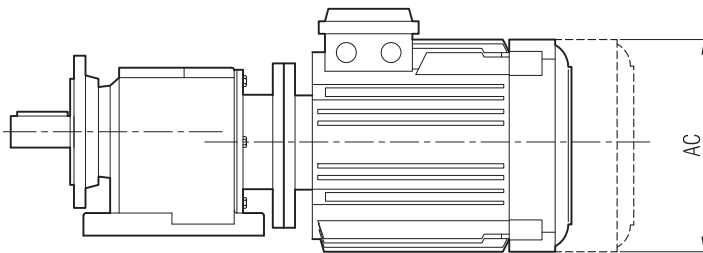
İRAFPM 43



Klemens Pozisyonları
Terminal Box Positions
Klemmenkasten Positionen



63-71-80-90 Tip/Type/Typ



	56/B5	63/B5	71/B5	80/B5	90 S/B5	90 L/B5									
A		397	432	453	467	483									
A ₁		455	505	536	552	568									
H		99	111	118	132	132									
HD		162	182	198	222	222									
AC		123	132	158	193	193									
X		-	-	29	29	29									

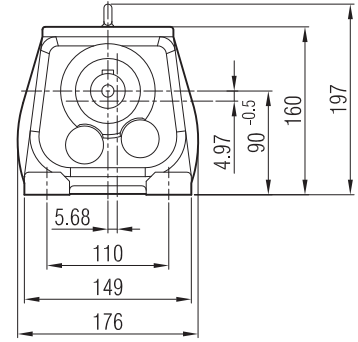
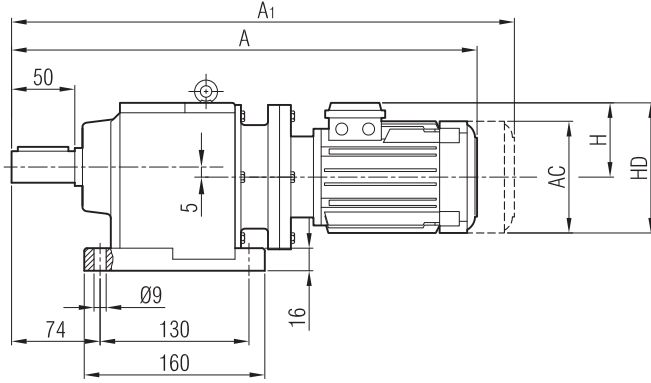
"A₁" Ölçüsü Frenli Motorlar içindir.
Dimension "A₁" is for motors with brake
Maß "A₁" ist für Motoren mit Bremse



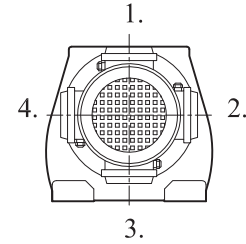
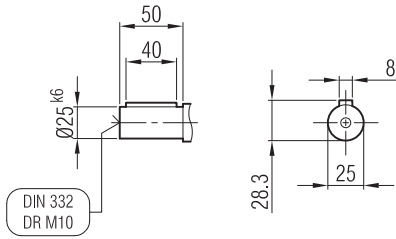


İRAPM 52

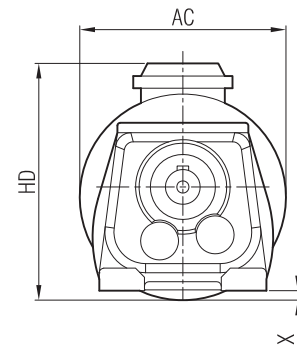
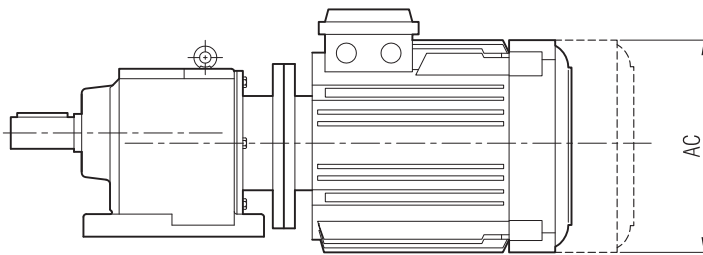
İRAPM 53



Klemens Pozisyonları Terminal Box Positions Klemmenkasten Positionen



63-71-80-90-100 Tip/Type/Typ



	56/B5	63/B5	71/B5	80/B5	90 S/B5	90 L/B5	100/B5								
A		430	465	483	497	522	573								
A ₁		488	538	566	582	607	663								
H		99	111	118	132	132	141								
HD		162	182	198	222	222	241								
AC		123	132	158	193	193	217								
X		-	-	-	15	15	40								

"A₁" Ölçüsü Frenli Motorlar içindir.

Dimension "A₁" is for motors with brake

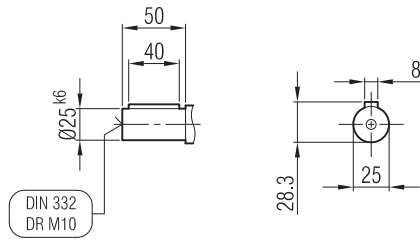
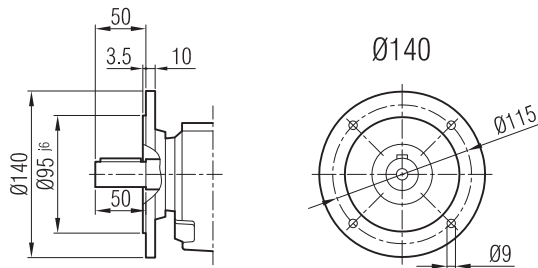
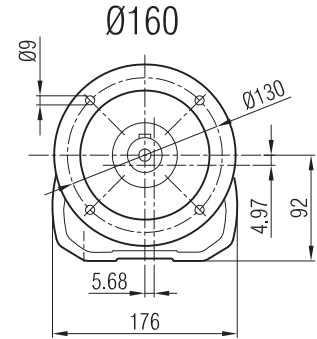
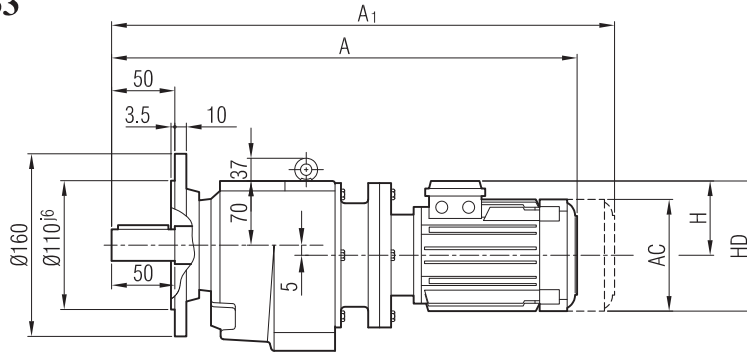
Maß "A₁" ist für Motoren mit Bremse



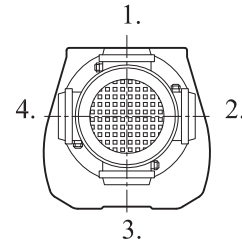


İRFPM 52

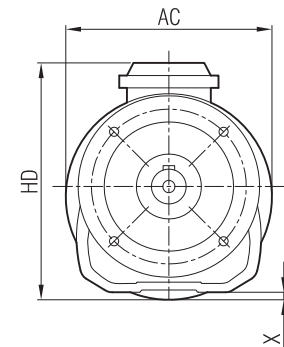
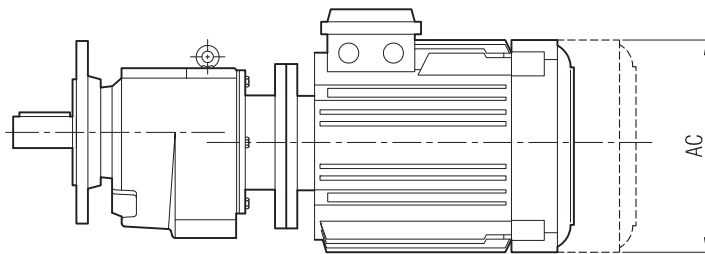
İRFPM 53



Klemens Pozisyonları
Terminal Box Positions
Klemmenkasten Positionen



63-71-80-90-100 Tip/Type/Typ



	56/B5	63/B5	71/B5	80/B5	90 S/B5	90 L/B5	100/B5								
A		430	465	483	497	522	573								
A ₁		488	538	566	582	607	663								
H		99	111	118	132	132	141								
HD		162	182	198	222	222	241								
AC		123	132	158	193	193	217								
X		-	-	-	13	13	38								

"A₁" Ölçüsü Frenli Motorlar içindir.

Dimension "A₁" is for motors with brake

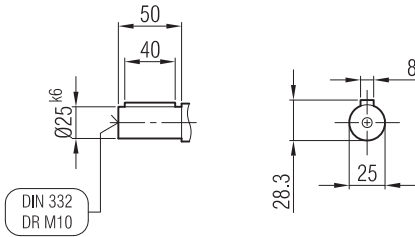
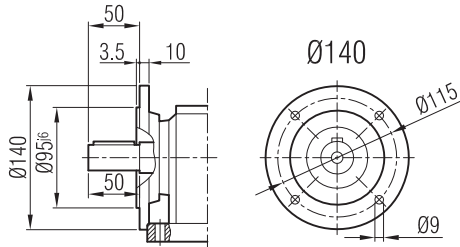
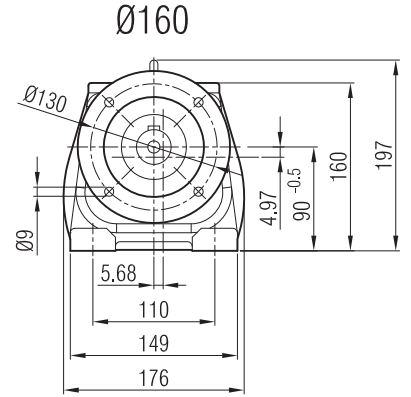
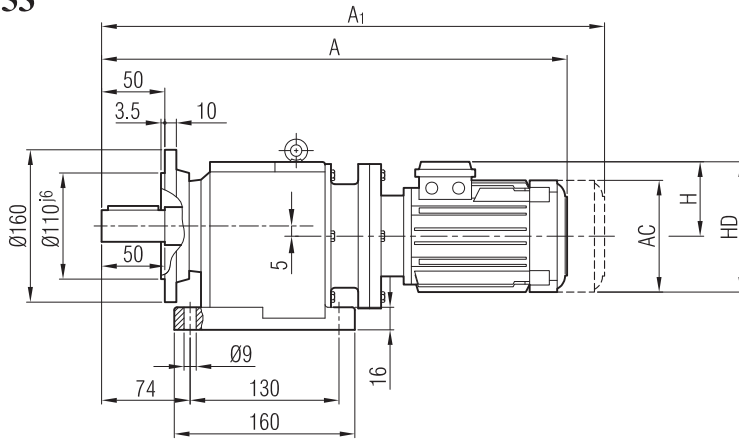
Maß "A₁" ist für Motoren mit Bremse



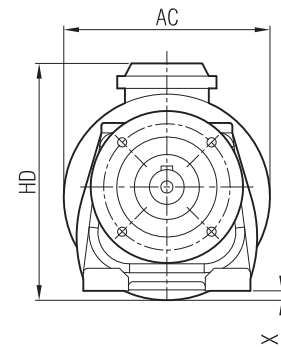
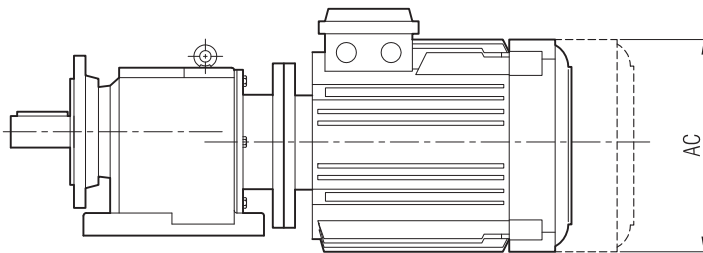
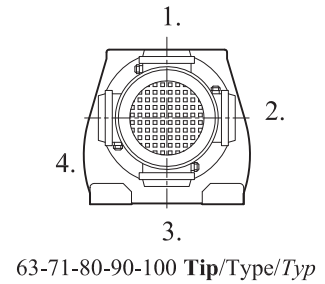


İRAFPM 52

İRAFPM 53



Klemens Pozisyonları Terminal Box Positions Klemmenkasten Positionen



	56/B5	63/B5	71/B5	80/B5	90 S/B5	90 L/B5	100/B5								
A		430	465	483	497	522	573								
A ₁		488	538	566	582	607	663								
H		99	111	118	132	132	141								
HD		162	182	198	222	222	241								
AC		123	132	158	193	193	217								
X		-	-	-	15	15	40								

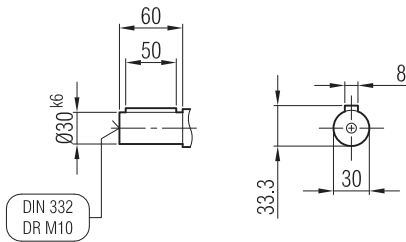
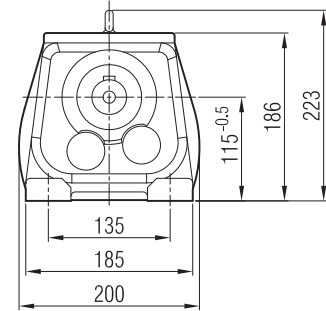
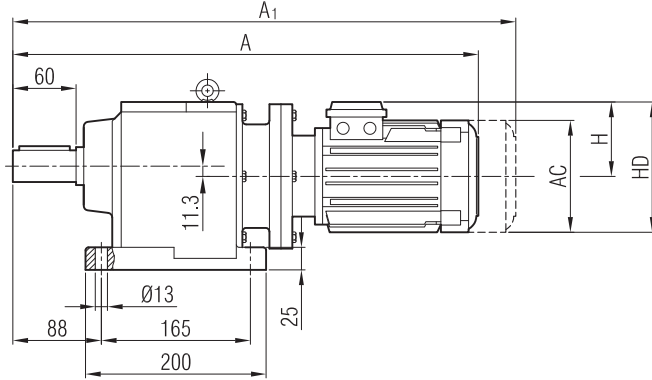
"A₁" Ölçüsü Frenli Motorlar içindir.
Dimension "A₁" is for motors with brake
Maß "A₁" ist für Motoren mit Bremse



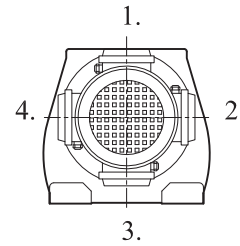


İRAPM 621

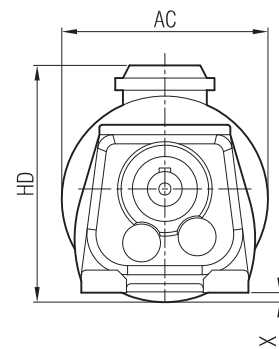
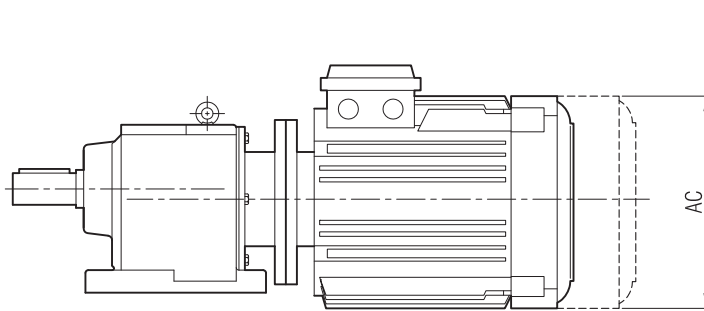
İRAPM 631



Klemens Pozisyonları Terminal Box Positions Klemmenkasten Positionen



63-71-80-90-100-112-132 Tip/Type/Typ



	56/B5	63/B5	71/B5	80/B5	90 S/B5	90 L/B5	100/B5	112/ B5	132 S/ B5						
A		473	509	535	549	574	619	640	695						
A ₁		531	582	618	634	659	709	765	788						
H		99	111	118	132	132	141	149	182						
HD		162	182	198	222	222	241	261	314						
AC		123	132	158	193	193	217	232	279						
X		-	-	-	-	-	22	22	47						

"A₁" Ölçüsü Frenli Motorlar içindir.

Dimension "A₁" is for motors with brake

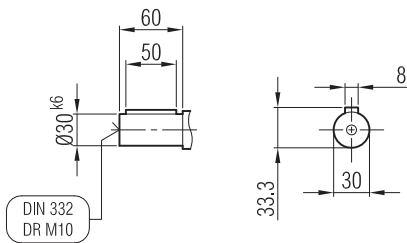
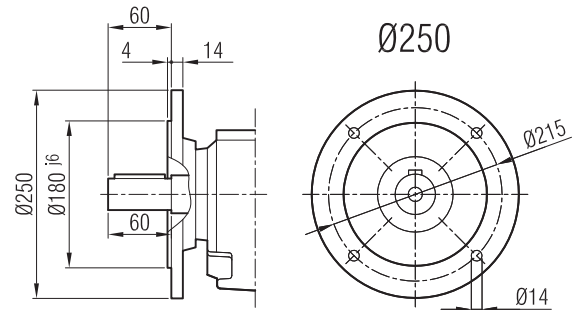
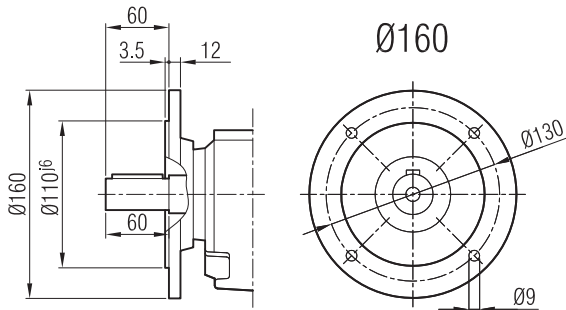
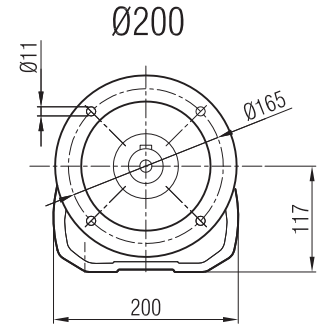
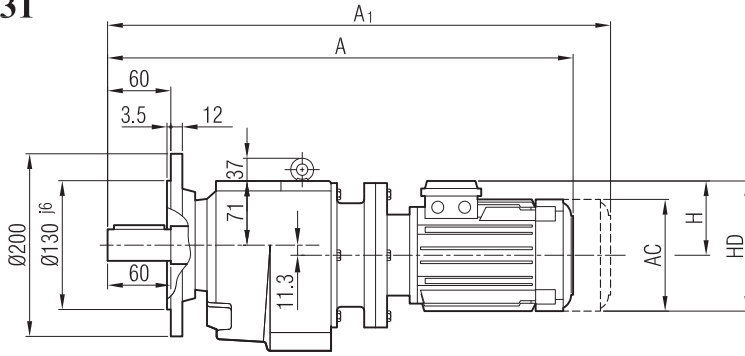
Maß "A₁" ist für Motoren mit Bremse





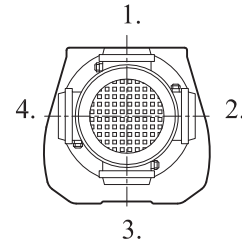
İRFPM 621

İRFPM 631

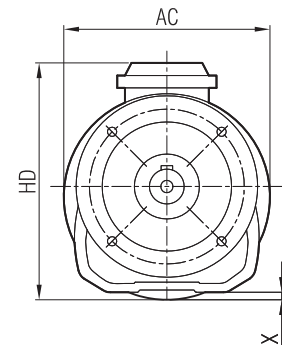
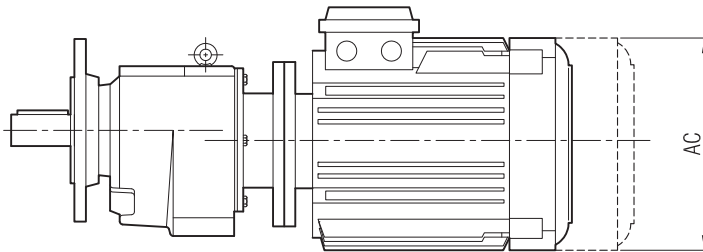


DIN 332
DR M10

Klemens Pozisyonları
Terminal Box Positions
Klemmenkasten Positionen



63-71-80-90-100-112-132 Tip/Type/Typ



	56/B5	63/B5	71/B5	80/B5	90 S/B5	90 L/B5	100/B5	112/ B5	132 S/ B5						
A		473	509	535	549	574	619	640	695						
A ₁		531	582	618	634	659	709	765	788						
H		99	111	118	132	132	141	149	182						
HD		162	182	198	222	222	241	261	314						
AC		123	132	158	193	193	217	232	279						
X		-	-	-	-	20	20	45	45						

"A₁" Ölçüsü Frenli Motorlar içindir.

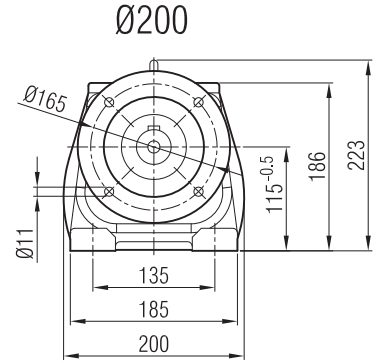
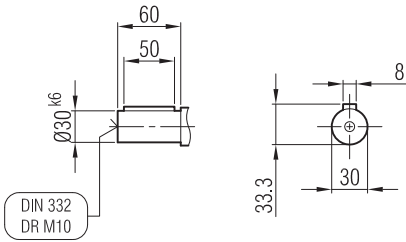
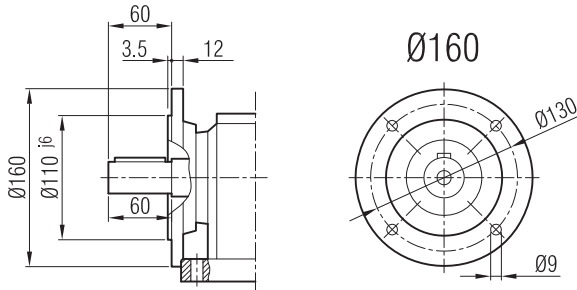
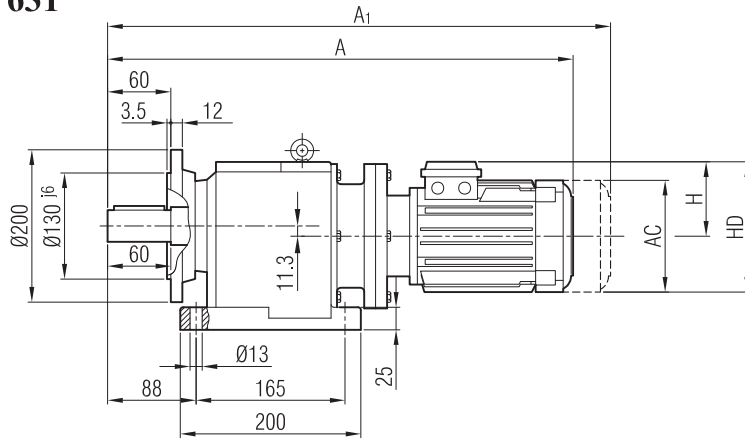
Dimension "A₁" is for motors with brake

Maß "A₁" ist für Motoren mit Bremse

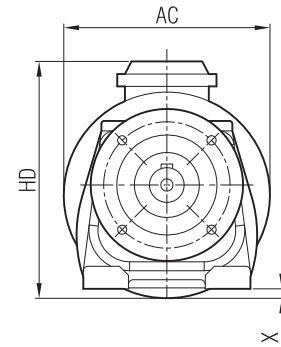
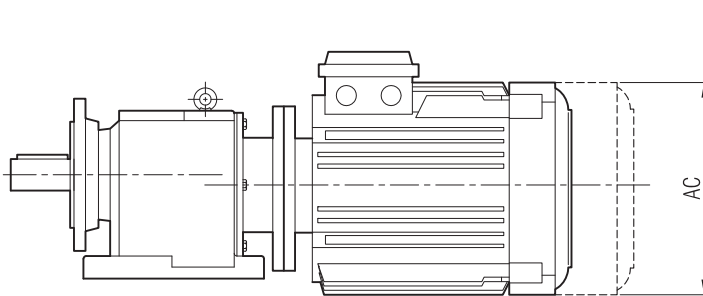
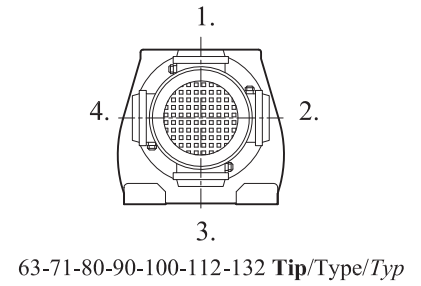




İRAFPM 621 İRAFPM 631



Klemens Pozisyonları Terminal Box Positions Klemmenkasten Positionen



	56/B5	63/B5	71/B5	80/B5	90 S/B5	90 L/B5	100/B5	112/ B5	132 S/ B5						
A		473	509	535	549	574	619	640	695						
A ₁		531	582	618	634	659	709	765	788						
H		99	111	118	132	132	141	149	182						
HD		162	182	198	222	222	241	261	314						
AC		123	132	158	193	193	217	232	279						
X		-	-	-	-	-	22	22	47						

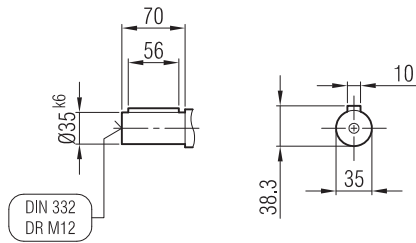
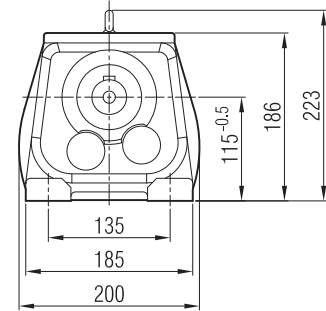
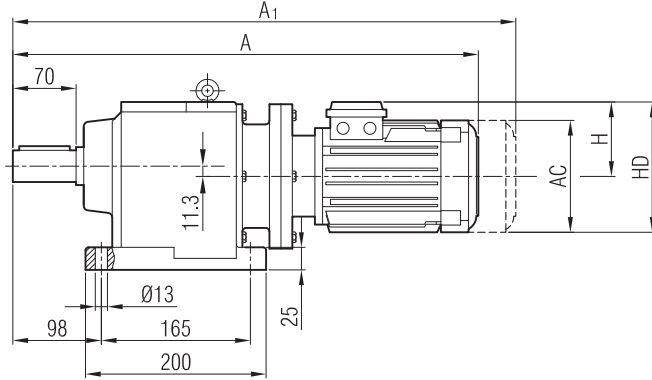
"A₁" Ölçüsü Frenli Motorlar içindir.
Dimension "A₁" is for motors with brake
Maß "A₁" ist für Motoren mit Bremse



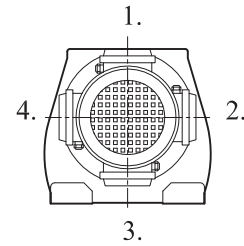


İRAPM 62

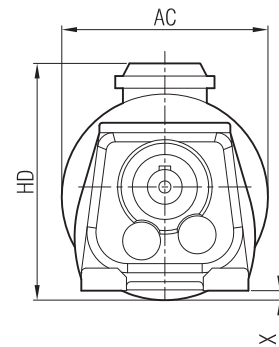
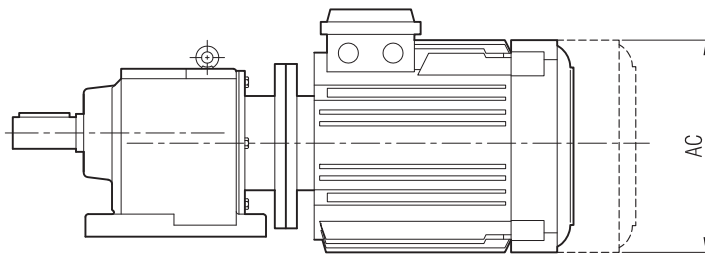
İRAPM 63



Klemens Pozisyonları Terminal Box Positions Klemmenkasten Positionen



63-71-80-90-100-112-132 Tip/Type/Typ



	56/B5	63/B5	71/B5	80/B5	90 S/B5	90 L/B5	100/B5	112/ B5	132 S/ B5						
A		483	519	545	559	584	629	650	705						
A ₁		541	592	628	644	669	719	775	798						
H		99	111	118	132	132	141	149	182						
HD		162	182	198	222	222	241	261	314						
AC		123	132	158	193	193	217	232	279						
X		-	-	-	-	22	22	47	47						

"A₁" Ölçüsü Frenli Motorlar içindir.

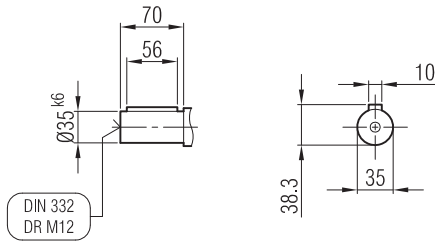
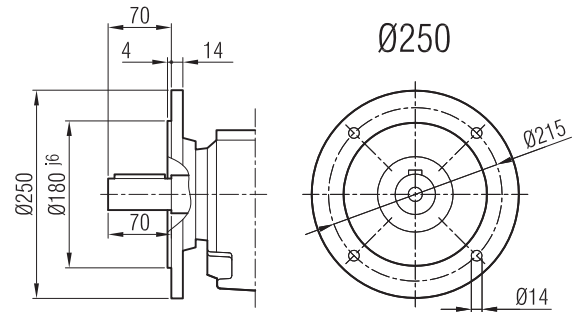
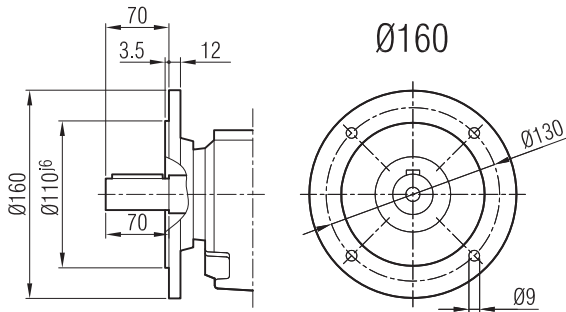
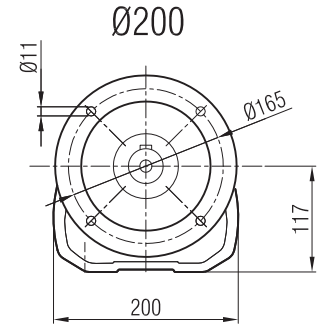
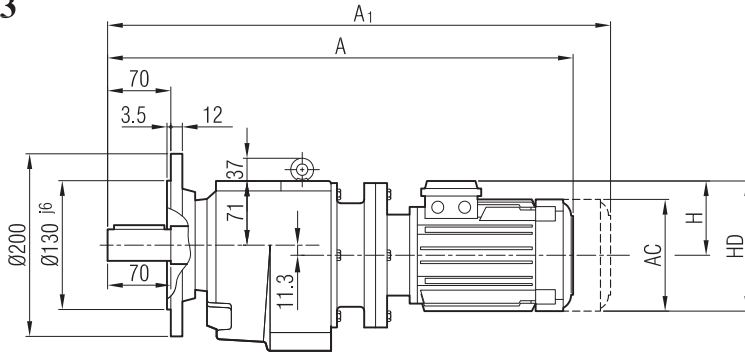
Dimension "A₁" is for motors with brake

Maß "A₁" ist für Motoren mit Bremse

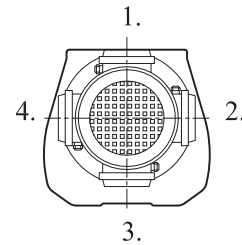




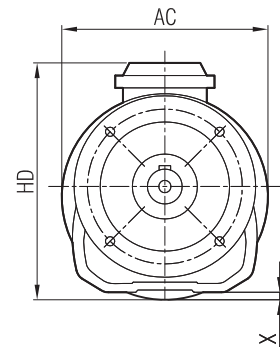
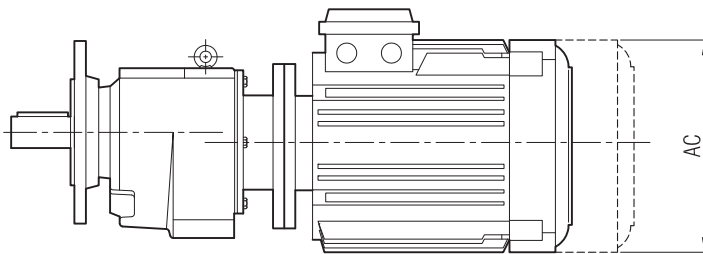
İRFPM 62
İRFPM 63



Klemens Pozisyonları
 Terminal Box Positions
 Klemmenkasten Positionen



63-71-80-90-100-112-132 Tip/Type/Typ



	56/B5	63/B5	71/B5	80/B5	90 S/B5	90 L/B5	100/B5	112/ B5	132 S/ B5						
A		483	519	545	559	584	629	650	705						
A ₁		541	592	628	644	669	719	775	798						
H		99	111	118	132	132	141	149	182						
HD		162	182	198	222	222	241	261	314						
AC		123	132	158	193	193	217	232	279						
X		-	-	-	-	20	20	45	45						

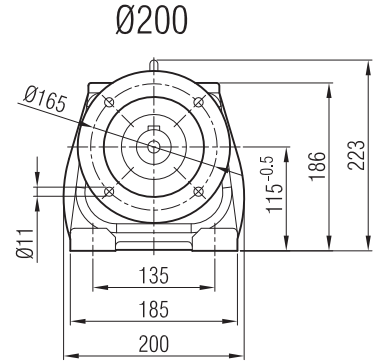
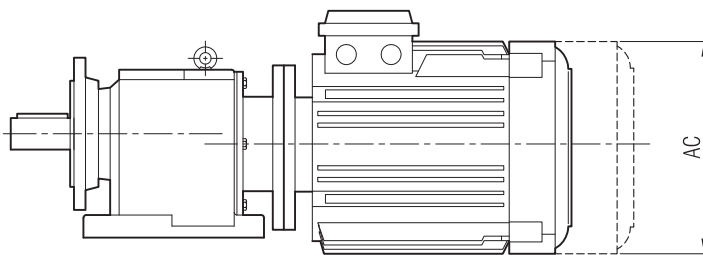
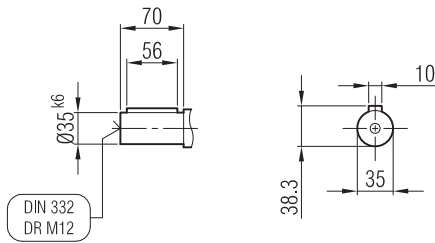
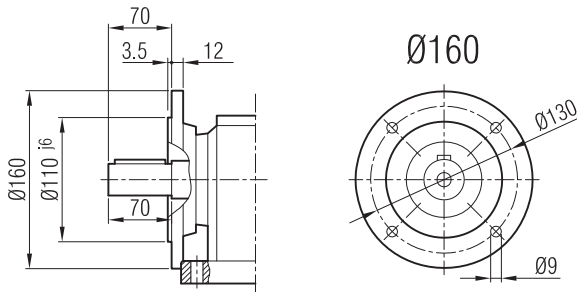
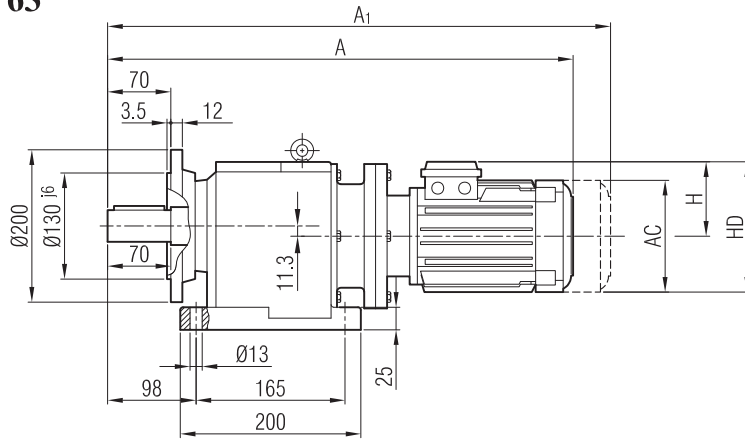
"A₁" Ölçüsü Frenli Motorlar içindir.
 Dimension "A₁" is for motors with brake
 Maß "A₁" ist für Motoren mit Bremse



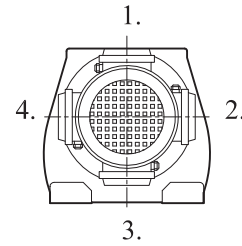


İRAFPM 62

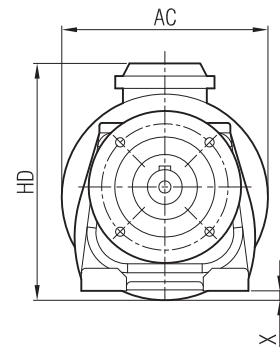
İRAFPM 63



Klemens Pozisyonları Terminal Box Positions Klemmenkasten Positionen



63-71-80-90-100-112-132 **Tip/Type/Typ**



	56/B5	63/B5	71/B5	80/B5	90 S/B5	90 L/B5	100/B5	112/ B5	132 S/ B5						
A		483	519	545	559	584	629	650	705						
A ₁		541	592	628	644	669	719	775	798						
H		99	111	118	132	132	141	149	182						
HD		162	182	198	222	222	241	261	314						
AC		123	132	158	193	193	217	232	279						
X		-	-	-	-	22	22	47	47						

"A₁" Ölçüsü Frenli Motorlar içindir.

Dimension "A₁" is for motors with brake

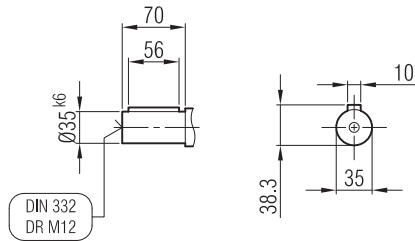
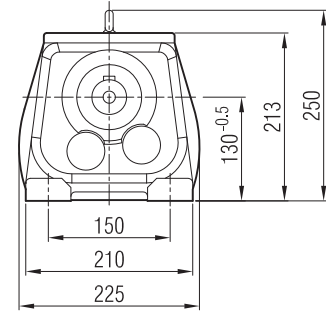
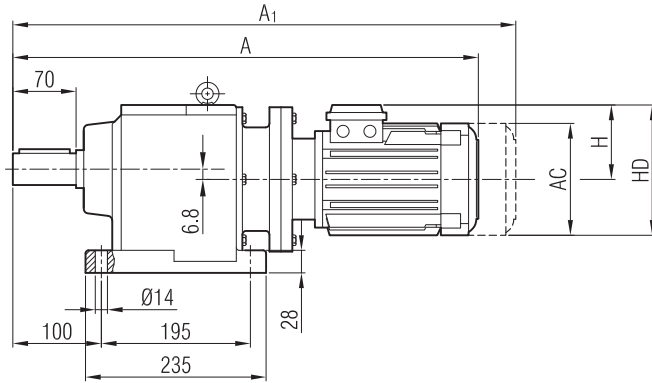
Maß "A₁" ist für Motoren mit Bremse



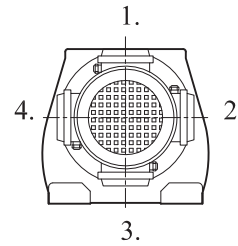


İRAPM 721

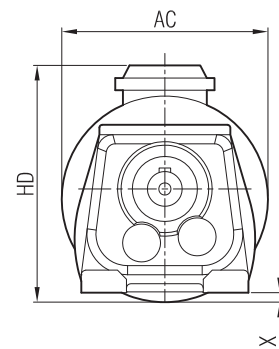
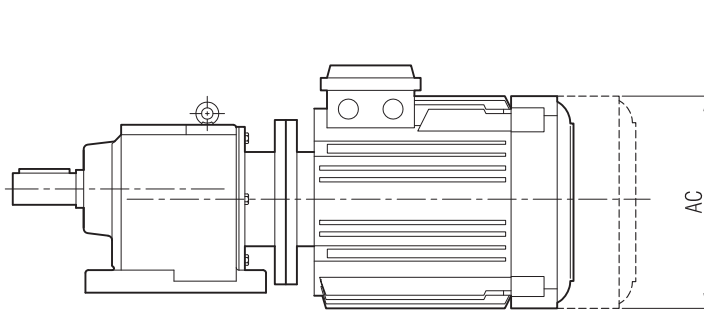
İRAPM 731



Klemens Pozisyonları Terminal Box Positions Klemmenkasten Positionen



71-80-90-100-112-132 Tip/Type/Typ



	56/B5	63/B5	71/B5	80/B5	90 S/B5	90 L/B5	100/B5	112/ B5	132 S/B5	132 M/B5						
A			553	586	600	625	662	683	746	792						
A ₁			626	669	685	710	752	808	851	897						
H			111	118	132	132	141	149	182	182						
HD			182	198	222	222	241	261	314	314						
AC			132	158	193	193	217	232	279	279						
X			-	-	-	-	1.8	1.8	26.8	26.8						

"A₁" Ölçüsü Frenli Motorlar içindir.

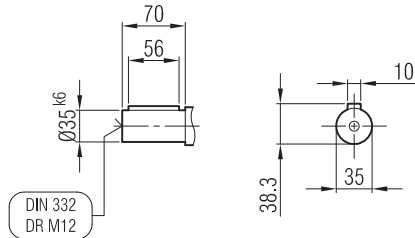
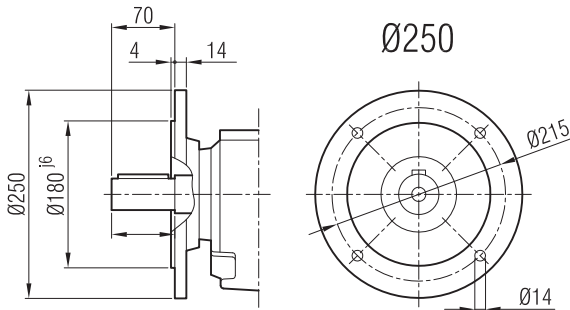
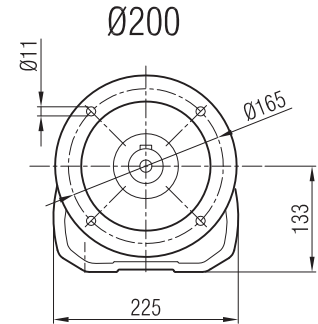
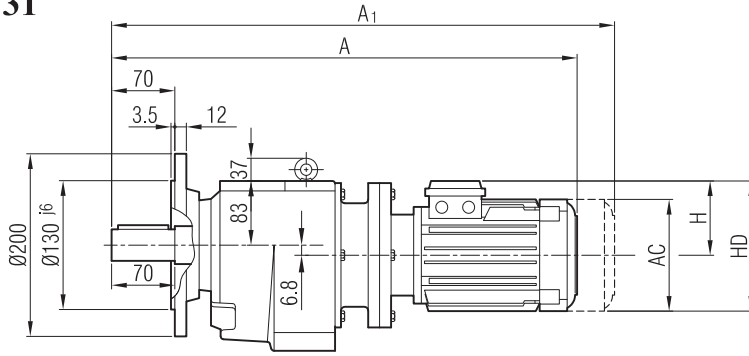
Dimension "A₁" is for motors with brake

Maß "A₁" ist für Motoren mit Bremse

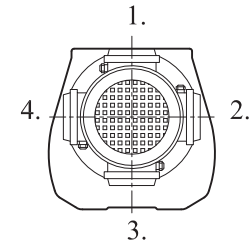




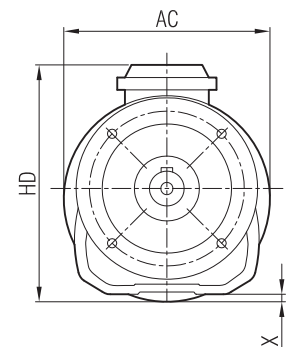
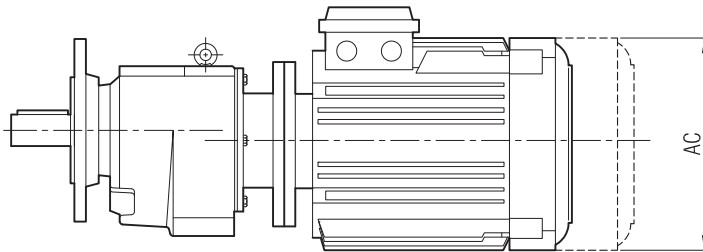
İRFPM 721
İRFPM 731



Klemens Pozisyonları
 Terminal Box Positions
 Klemmenkasten Positionen



71-80-90-100-132 **Tip/Type/Typ**



	56/B5	63/B5	71/B5	80/B5	90 S/B5	90 L/B5	100/B5	112/ B5	132 S/B5	132 M/B5						
A			553	586	600	625	662	683	746	792						
A ₁			626	669	685	710	752	808	851	897						
H			111	118	132	132	141	149	182	182						
HD			182	198	222	222	241	261	314	314						
AC			132	158	193	193	217	232	279	279						
X			-	-	-	-	1.8	1.8	26.8	26.8						

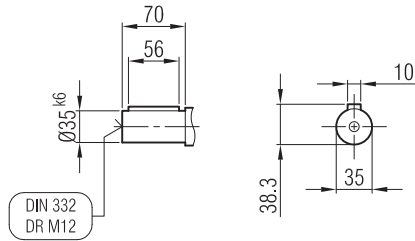
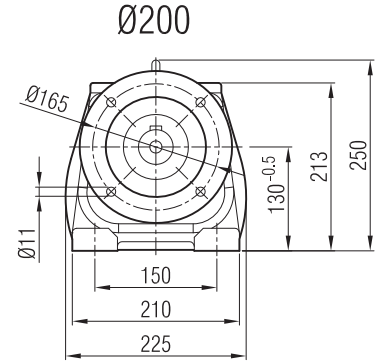
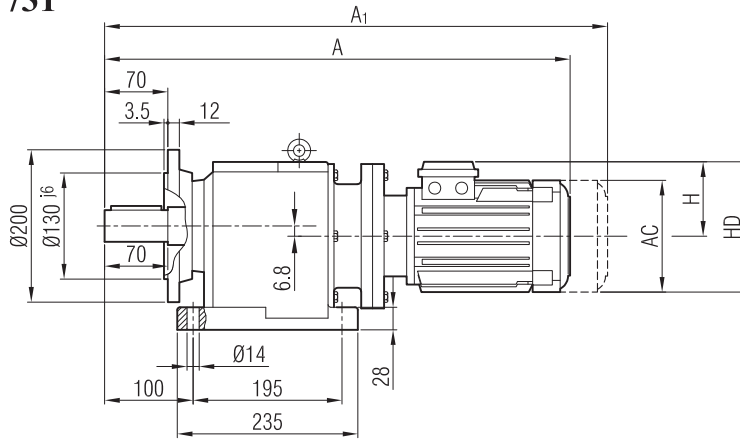
"A₁" Ölçüsü Frenli Motorlar içindir.
 Dimension "A₁" is for motors with brake
 Maß "A₁" ist für Motoren mit Bremse



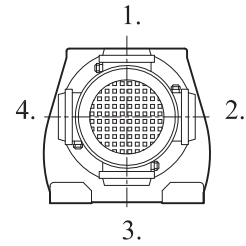


İRAFPM 721

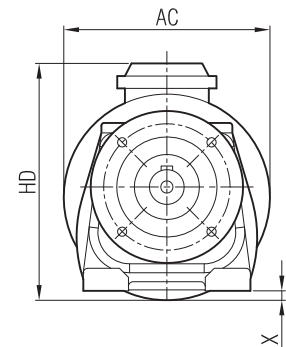
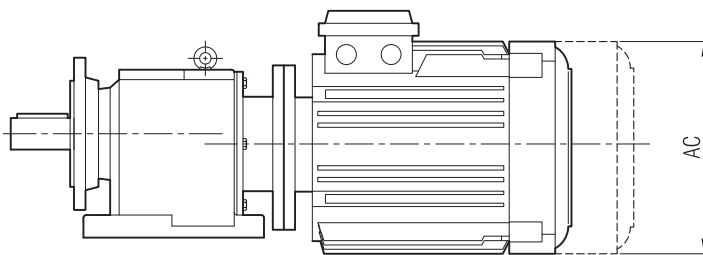
İRAFPM 731



Klemens Pozisyonları Terminal Box Positions Klemmenkasten Positionen



71-80-90-100-112-132 Tip/Type/Typ



	56/B5	63/B5	71/B5	80/B5	90 S/B5	90 L/B5	100/B5	112/ B5	132 S/B5	132 M/B5						
A			553	586	600	625	662	683	746	792						
A ₁			626	669	685	710	752	808	851	897						
H			111	118	132	132	141	149	182	182						
HD			182	198	222	222	241	261	314	314						
AC			132	158	193	193	217	232	279	279						
X			-	-	-	-	1.8	1.8	26.8	26.8						

"A₁" Ölçüsü Frenli Motorlar içindir.

Dimension "A₁" is for motors with brake

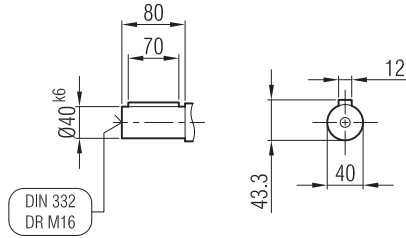
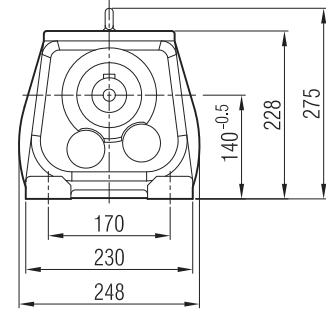
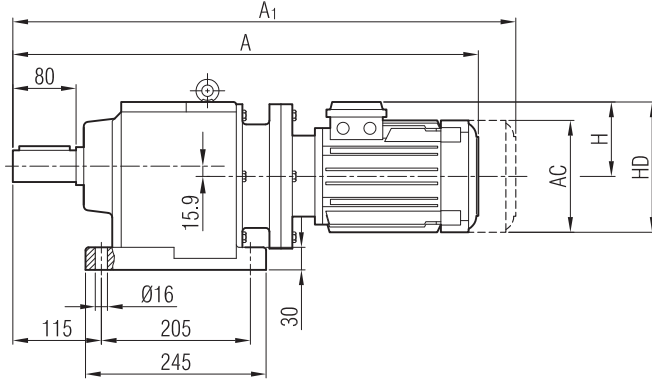
Maß "A₁" ist für Motoren mit Bremse



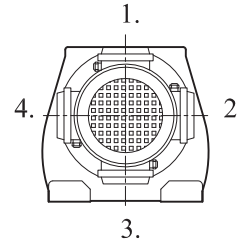


İRAPM 72

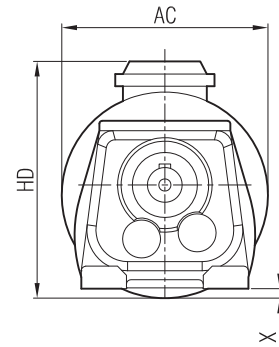
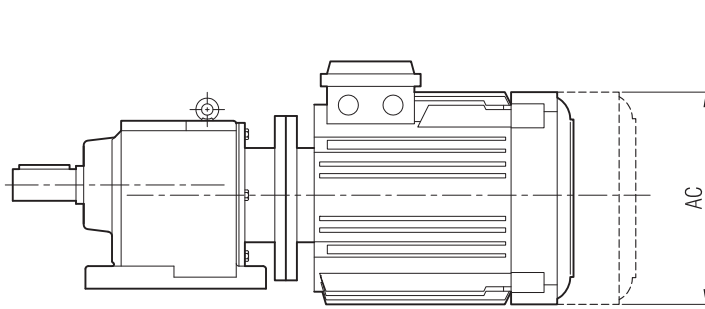
İRAPM 73



Klemens Pozisyonları Terminal Box Positions Klemmenkasten Positionen



71-80-90-100-112-132 Tip/Type/Typ



	56/B5	63/B5	71/B5	80/B5	90 S/B5	90 L/B5	100/B5	112/ B5	132 S/B5	132 M/B5						
A			581	614	628	653	690	711	774	820						
A ₁			654	697	713	738	780	836	879	925						
H			111	118	132	132	141	149	182	182						
HD			182	198	222	222	241	261	314	314						
AC			132	158	193	193	217	232	279	279						
X			-	-	-	-	-	1	1	26						

"A₁" Ölçüsü Frenli Motorlar içindir.

Dimension "A₁" is for motors with brake

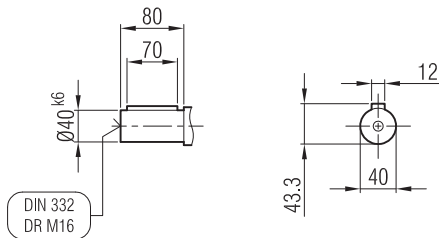
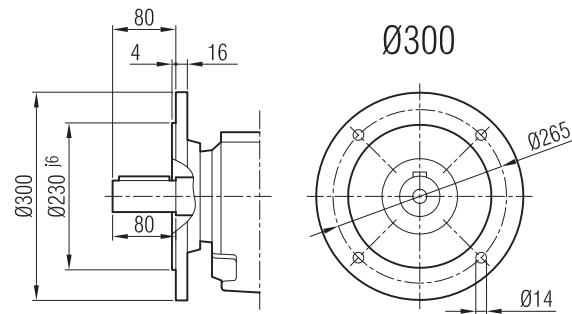
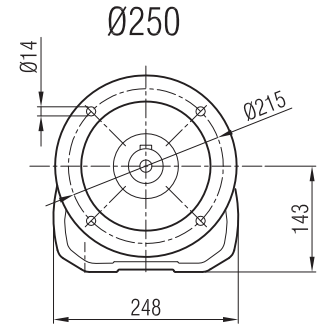
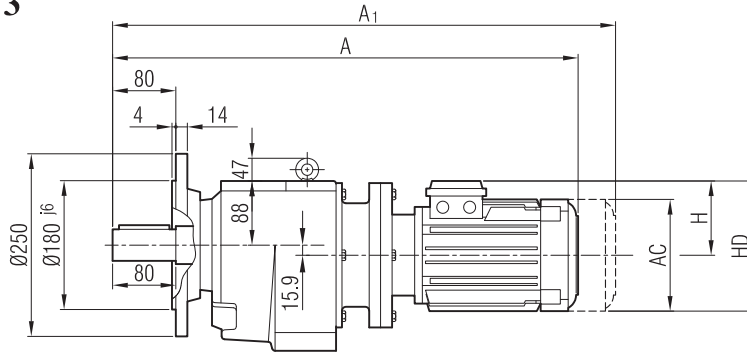
Maß "A₁" ist für Motoren mit Bremse



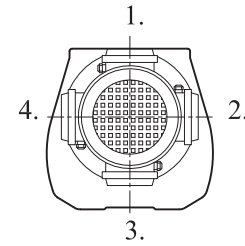


İRFPM 72

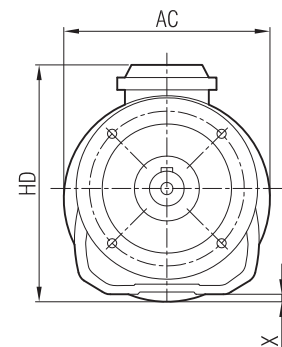
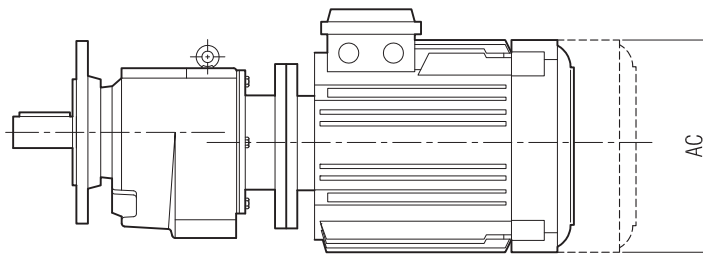
İRFPM 73



Klemens Pozisyonları Terminal Box Positions Klemmenkasten Positionen



71-80-90-100-112-132 Tip/Type/Typ



	56/B5	63/B5	71/B5	80/B5	90 S/B5	90 L/B5	100/B5	112/ B5	132 S/B5	132 M/B5						
A			581	614	628	653	690	711	774	820						
A ₁			654	697	713	738	780	836	879	925						
H			111	118	132	132	141	149	182	182						
HD			182	198	222	222	241	261	314	314						
AC			132	158	193	193	217	232	279	279						
X			-	-	-	-	-	-	-	23						

"A₁" Ölçüsü Frenli Motorlar içindir.

Dimension "A₁" is for motors with brake

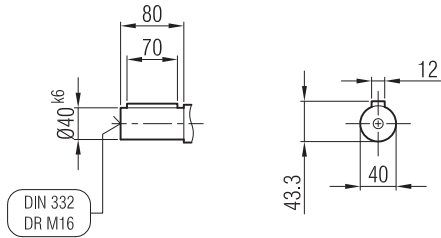
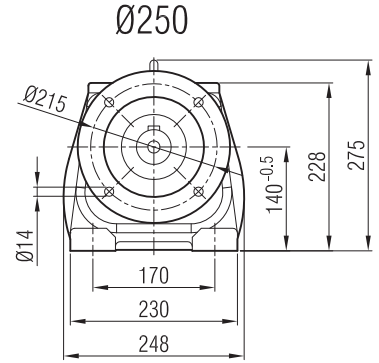
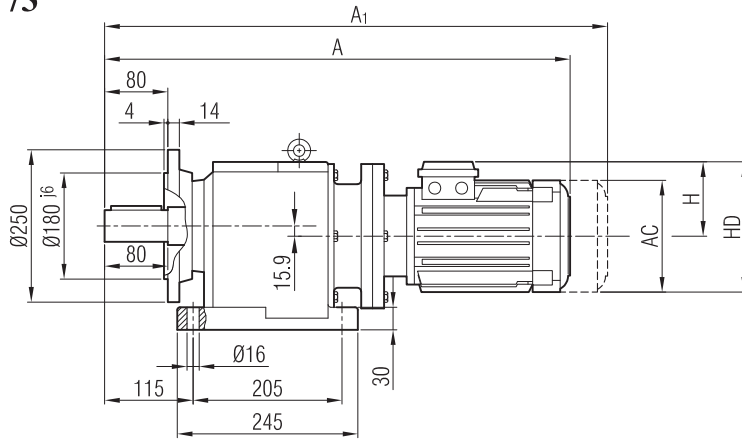
Maß "A₁" ist für Motoren mit Bremse



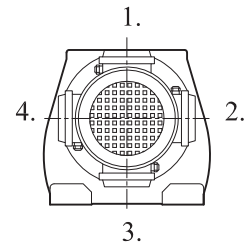


İRAFPM 72

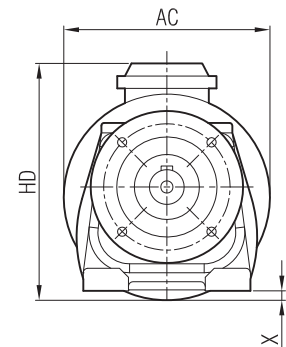
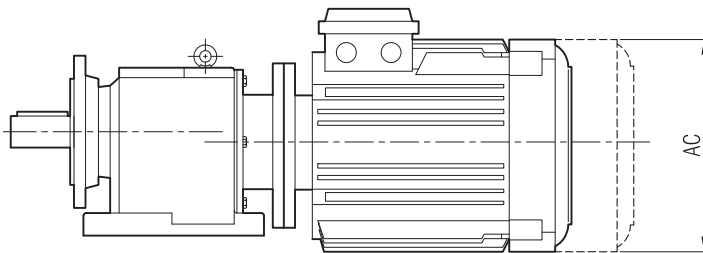
İRAFPM 73



Klemens Pozisyonları Terminal Box Positions Klemmenkasten Positionen



71-80-90-100-112-132 **Tip/Type/Typ**



	56/B5	63/B5	71/B5	80/B5	90 S/B5	90 L/B5	100/B5	112/ B5	132 S/B5	132 M/B5						
A			581	614	628	653	690	711	774	820						
A ₁			654	697	713	738	780	836	879	925						
H			111	118	132	132	141	149	182	182						
HD			182	198	222	222	241	261	314	314						
AC			132	158	193	193	217	232	279	279						
X			-	-	-	-	-	1	1	26						

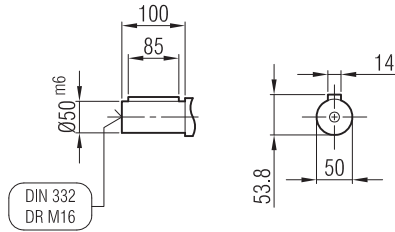
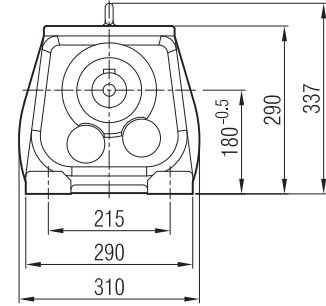
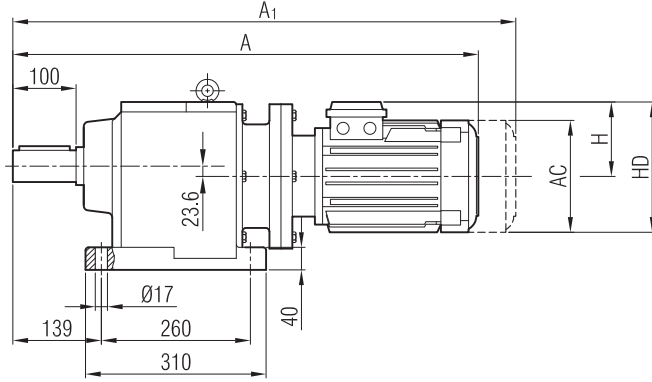
"A₁" Ölçüsü Frenli Motorlar içindir.
Dimension "A₁" is for motors with brake
Maß "A₁" ist für Motoren mit Bremse



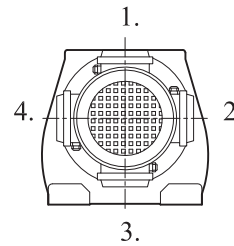


İRAPM 82

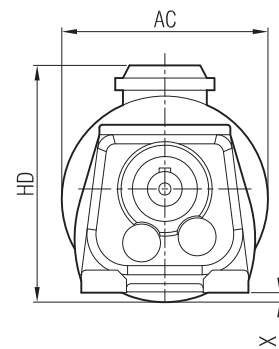
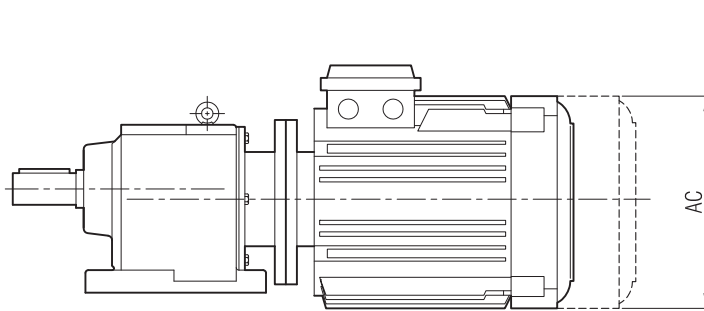
İRAPM 83



Klemens Pozisyonları Terminal Box Positions Klemmenkasten Positionen



80-90-100-112-132-160-180 Tip/Type/Typ



	56/B5	63/B5	71/B5	80/B5	90 S/B5	90 L/B5	100/B5	112/ B5	132 S/B5	132 M/B5	160 M/B5	160 L/B5	180 M/B5	180 L/B5			
A				693	707	732	771	792	852	898	984	1028	1042	1080			
A ₁				776	792	817	861	917	957	1003	1104	1148	1162	1200			
H				118	132	132	141	149	182	182	225	225	248	248			
HD				198	222	222	241	261	314	314	385	385	428	428			
AC				158	193	193	217	232	279	279	325	325	370	370			
X				-	-	-	-	-	-	-	16	16	16	16			

"A₁" Ölçüsü Frenli Motorlar içindir.

Dimension "A₁" is for motors with brake

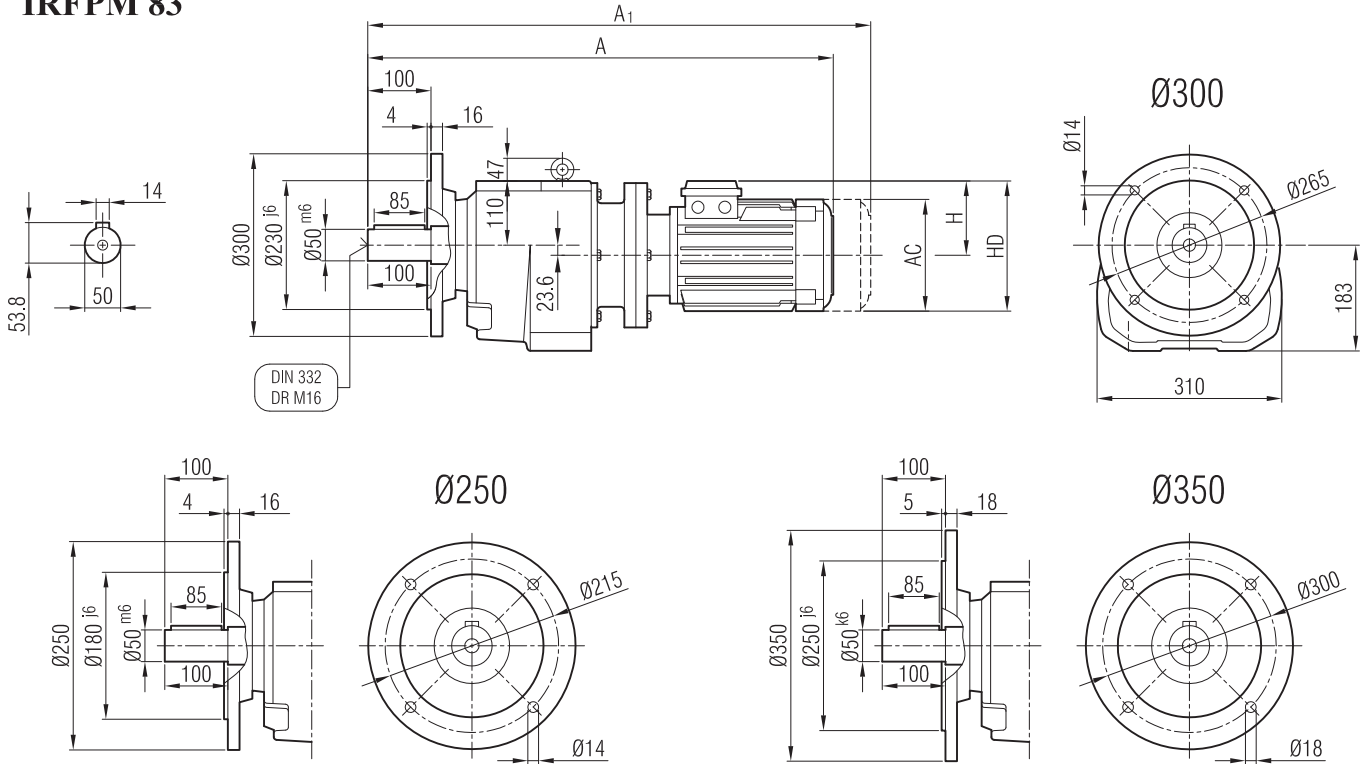
Maß "A₁" ist für Motoren mit Bremse



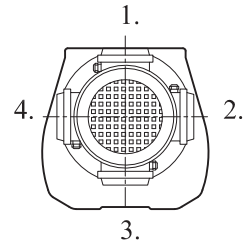


İRFPM 82

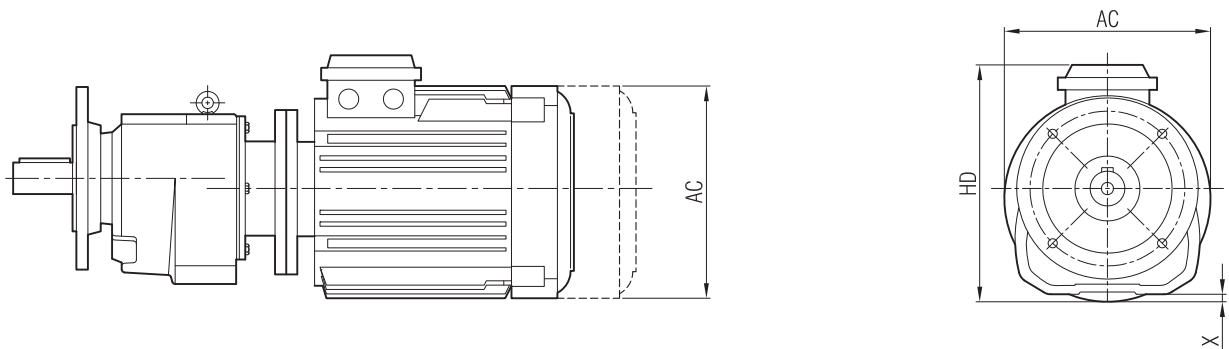
İRFPM 83



Klemens Pozisyonları
Terminal Box Positions
Klemmenkasten Positionen



80-90-100-112-132-160-180 **Tip**/Type/Typ



	56/B5	63/B5	71/B5	80/B5	90 S/B5	90 L/B5	100/B5	112/ B5	132 S/B5	132 M/B5	160 M/B5	160 L/B5	180 M/B5	180 L/B5			
A				693	707	732	771	792	852	898	984	1028	1042	1080			
A ₁				776	792	817	861	917	957	1003	1104	1148	1162	1200			
H				118	132	132	141	149	182	182	225	225	248	248			
HD				198	222	222	241	261	314	314	385	385	428	428			
AC				158	193	193	217	232	279	279	325	325	370	370			
X				-	-	-	-	-	-	-	4	4	24	24			

"A₁" Ölçüsü Frenli Motorlar içindir.

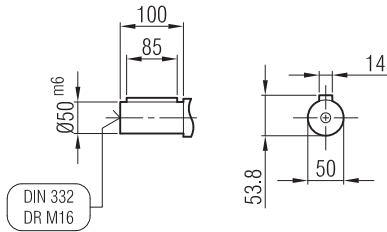
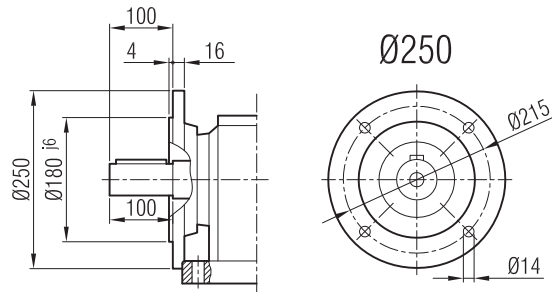
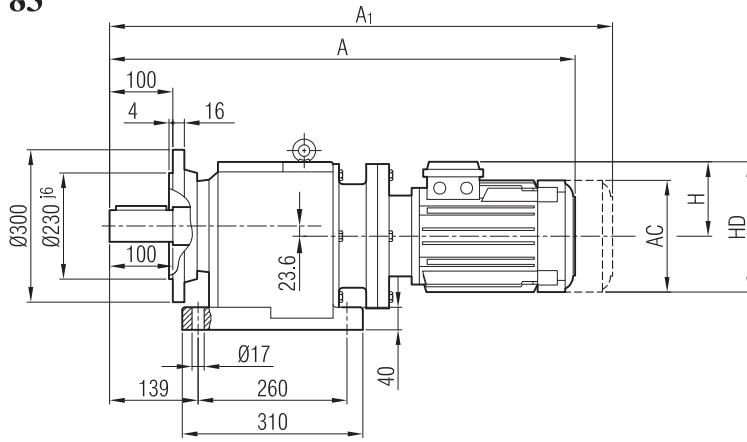
Dimension "A₁" is for motors with brake

Maß "A₁" ist für Motoren mit Bremse

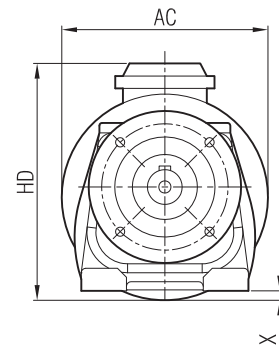
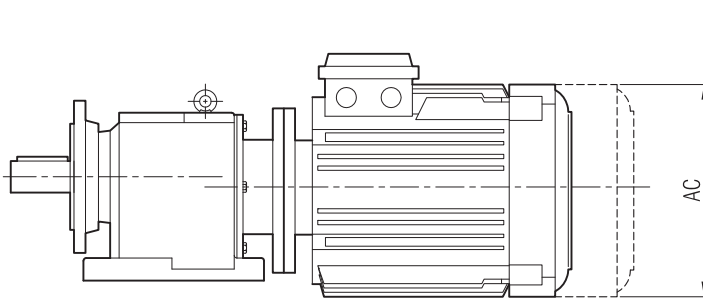
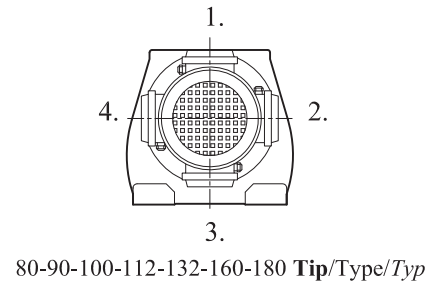




İRAFPM 82
İRAFPM 83



Klemens Pozisyonları
 Terminal Box Positions
 Klemmenkasten Positionen



	56/B5	63/B5	71/B5	80/B5	90 S/B5	90 L/B5	100/B5	112/ B5	132 S/B5	132 M/B5	160 M/B5	160 L/B5	180 M/B5	180 L/B5			
A				693	707	732	771	792	852	898	984	1028	1042	1080			
A ₁				776	792	817	861	917	957	1003	1104	1148	1162	1200			
H				118	132	132	141	149	182	182	225	225	248	248			
HD				198	222	222	241	261	314	314	385	385	428	428			
AC				158	193	193	217	232	279	279	325	325	370	370			
X				-	-	-	-	-	-	-	4	4	24	24			

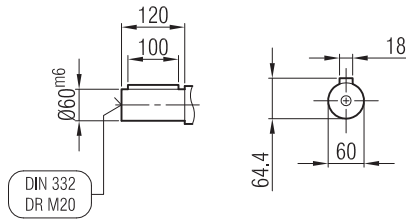
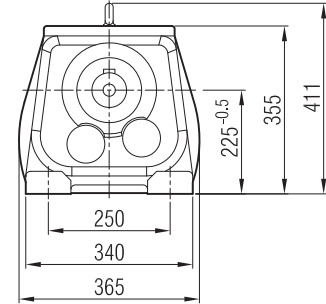
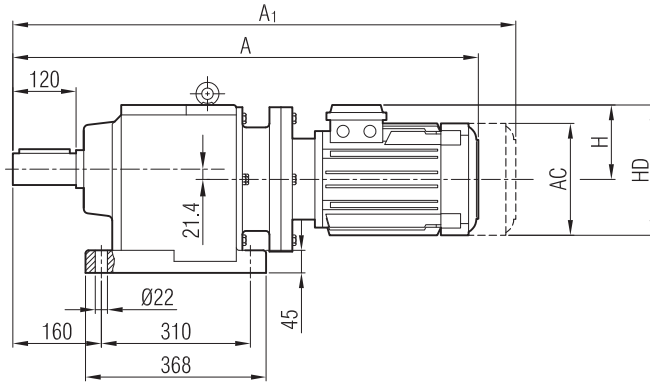
"A₁" Ölçüsü Frenli Motorlar içindir.
 Dimension "A₁" is for motors with brake
 Maß "A₁" ist für Motoren mit Bremse



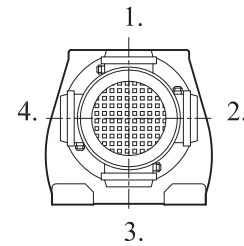


İRAPM 92

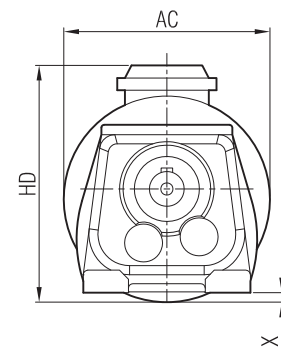
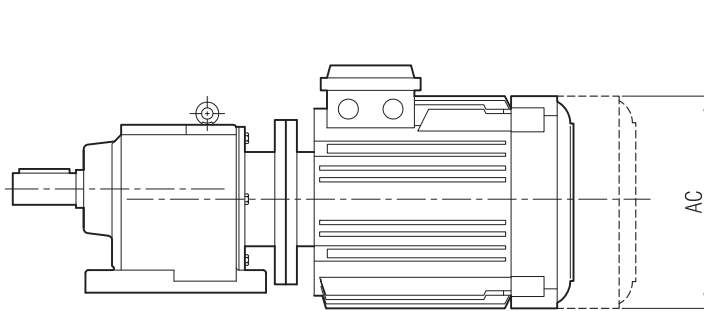
İRAPM 93



Klemens Pozisyonları Terminal Box Positions Klemmenkasten Positionen



80-90-100-112-132-160-180-200 Tip/Type/Typ



	56/B5	63/B5	71/B5	80/B5	90 S/B5	90 L/B5	100/B5	112/ B5	132 S/B5	132 M/B5	160 M/B5	160 L/B5	180 M/B5	180 L/B5	200/B5		
A				745	759	784	825	846	922	968	1054	1098	1112	1150	1248		
A ₁				828	844	869	915	971	1027	1073	1174	1218	1232	1270	-		
H				118	132	132	141	149	182	182	225	225	248	248	275		
HD				198	222	222	241	261	314	314	385	385	428	428	425		
AC				158	193	193	217	232	279	279	325	325	370	370	415		
X				-	-	-	-	-	-	-	-	-	-	-	-		

"A₁" Ölçüsü Frenli Motorlar içindir.

Dimension "A₁" is for motors with brake

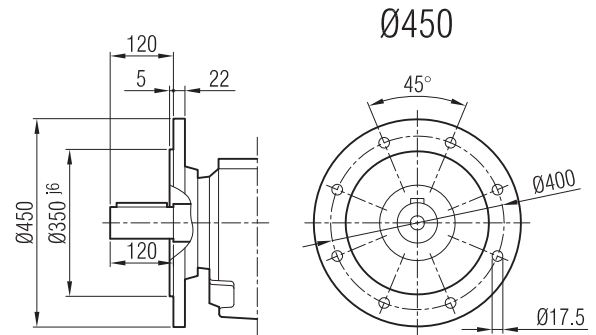
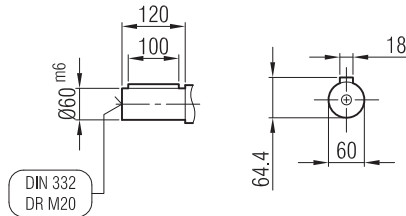
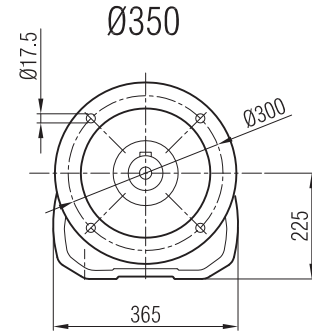
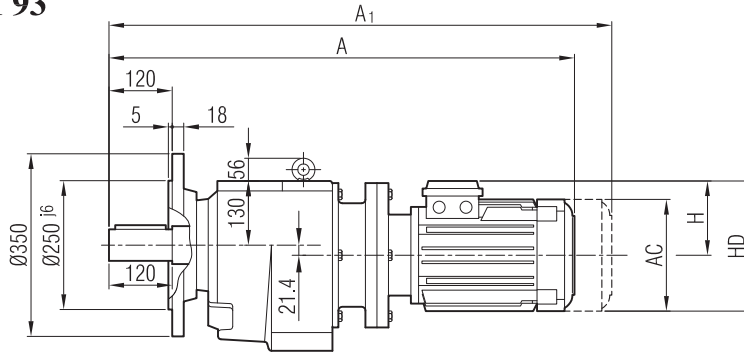
Maß "A₁" ist für Motoren mit Bremse



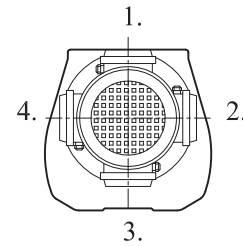


İRFPM 92

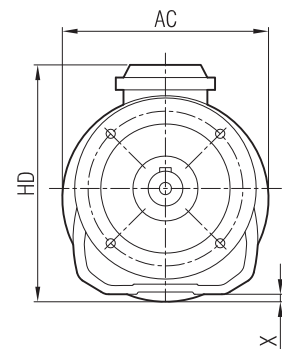
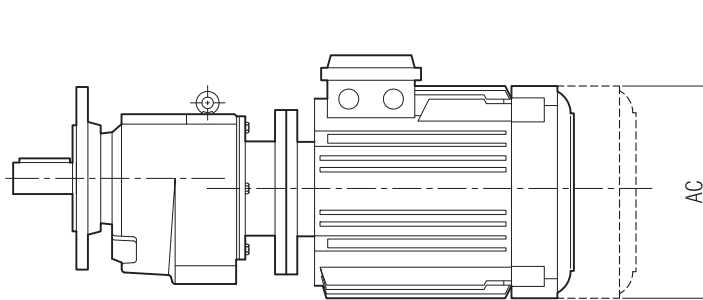
İRFPM 93



Klemens Pozisyonları
Terminal Box Positions
Klemmenkasten Positionen



80-90-100-112-132-160-180-200 Tip/Type/Typ



	56/B5	63/B5	71/B5	80/B5	90 S/B5	90 L/B5	100/B5	112/ B5	132 S/B5	132 M/B5	160 M/B5	160 L/B5	180 M/B5	180 L/B5	200/B5		
A				745	759	784	825	846	922	968	1054	1098	1112	1150	1248		
A ₁				828	844	869	915	971	1027	1073	1174	1218	1232	1270	-		
H				118	132	132	141	149	182	182	225	225	248	248	275		
HD				198	222	222	241	261	314	314	385	385	428	428	425		
AC				158	193	193	217	232	279	279	325	325	370	370	415		
X				-	-	-	-	-	-	-	-	-	-	-	-		

"A₁" Ölçüsü Frenli Motorlar içindir.

Dimension "A₁" is for motors with brake

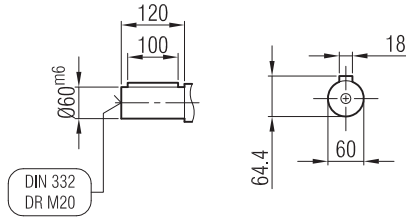
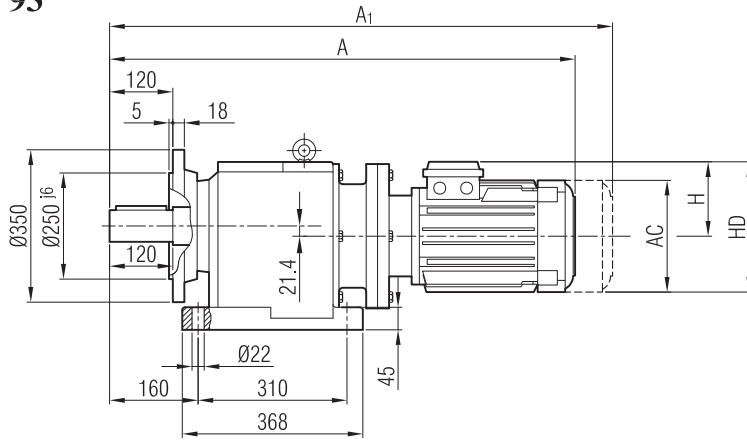
Maß "A₁" ist für Motoren mit Bremse



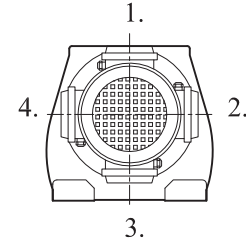


İRAFPM 92

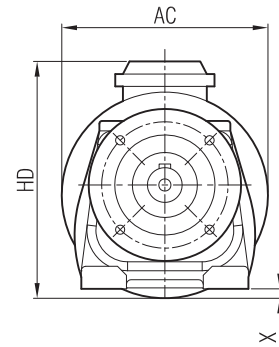
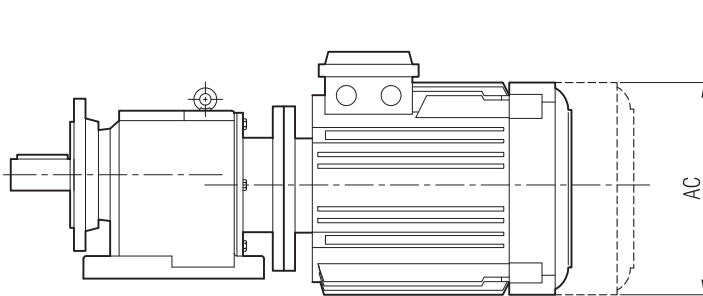
İRAFPM 93



Klemens Pozisyonları Terminal Box Positions Klemmenkasten Positionen



80-90-100-112-132-160-180-200 Tip/Type/Typ



	56/B5	63/B5	71/B5	80/B5	90 S/B5	90 L/B5	100/B5	112/ B5	132 S/B5	132 M/B5	160 M/B5	160 L/B5	180 M/B5	180 L/B5	200/B5		
A				745	759	784	825	846	922	968	1054	1098	1112	1150	1248		
A ₁				828	844	869	915	971	1027	1073	1174	1218	1232	1270	-		
H				118	132	132	141	149	182	182	225	225	248	248	275		
HD				198	222	222	241	261	314	314	385	385	428	428	425		
AC				158	193	193	217	232	279	279	325	325	370	370	415		
X				-	-	-	-	-	-	-	-	-	-	-	-		

"A₁" Ölçüsü Frenli Motorlar içindir.

Dimension "A₁" is for motors with brake

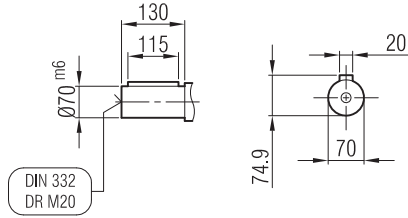
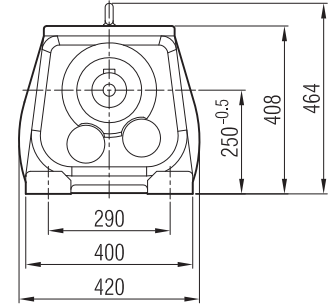
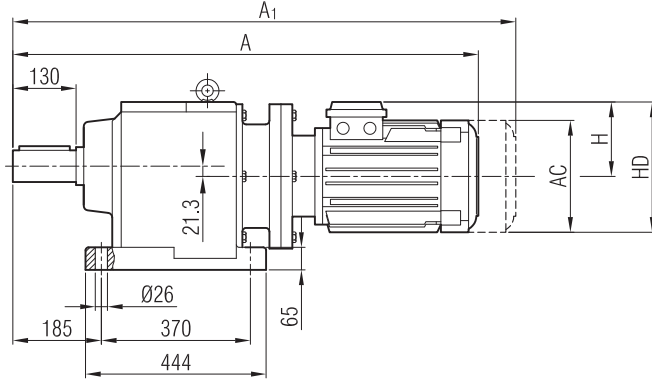
Maß "A₁" ist für Motoren mit Bremse



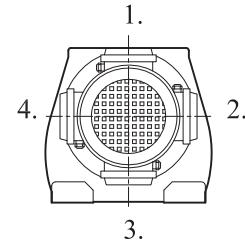


İRAPM 102

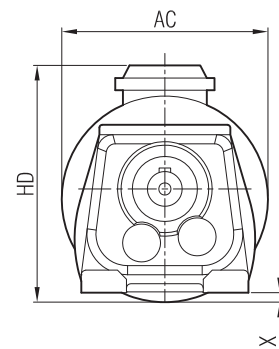
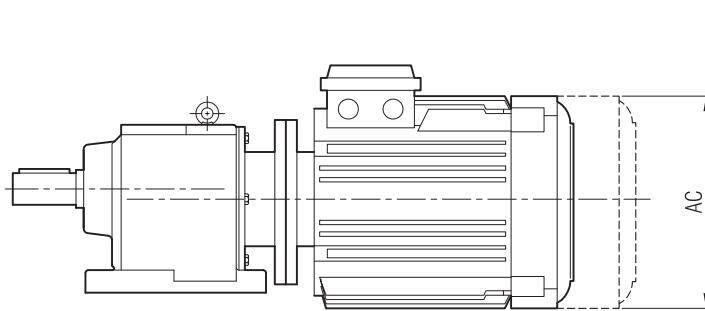
İRAPM 103



Klemens Pozisyonları Terminal Box Positions Klemmenkasten Positionen



100-112-132-160-180-200-225 Tip/Type/Typ



	56/B5	63/B5	71/B5	80/B5	90 S/B5	90 L/B5	100/B5	112/ B5	132 S/B5	132 M/B5	160 M/B5	160 L/B5	180 M/B5	180 L/B5	200/B5	225 S/B5	225 M/B5
A							902	923	989	1035	1112	1156	1170	1208	1326	1351	1376
A ₁							992	1048	1094	1140	1232	1276	1290	1328	-	-	-
H							141	149	182	182	225	225	248	248	275	285	285
HD							241	261	314	314	385	385	428	428	425	510	510
AC							217	232	279	279	325	325	370	370	415	456	456
X							-	-	-	-	-	-	-	-	-	-	-

"A₁" Ölçüsü Frenli Motorlar içindir.

Dimension "A₁" is for motors with brake

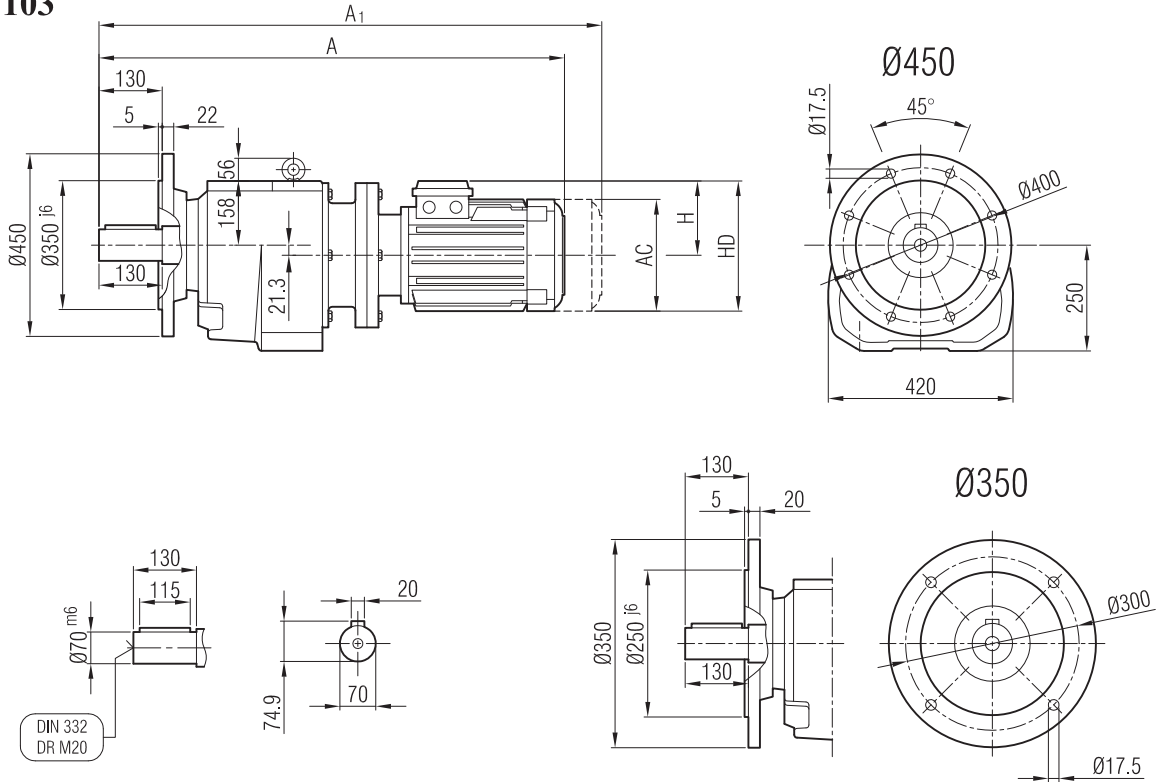
Maß "A₁" ist für Motoren mit Bremse



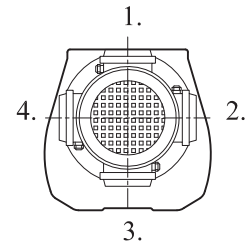


İRFPM 102

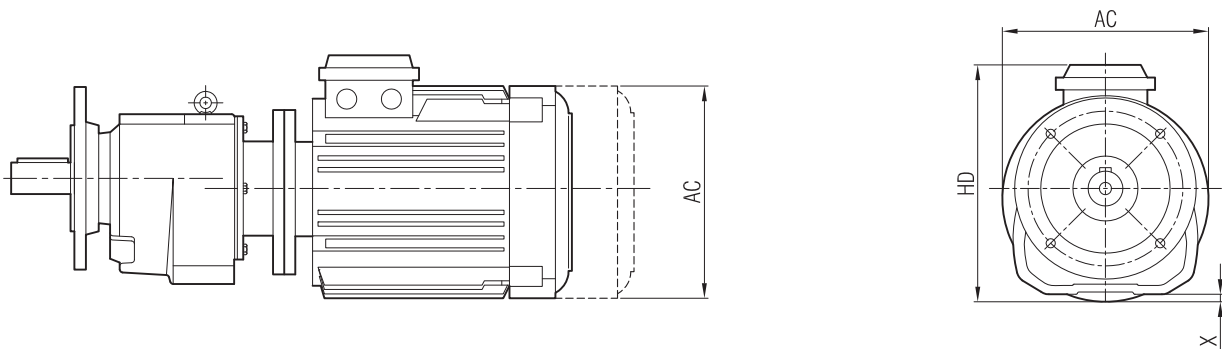
İRFPM 103



Klemens Pozisyonları Terminal Box Positions Klemmenkasten Positionen



100-112-132-160-180-200-225 Tip/Type/Typ



	56/B5	63/B5	71/B5	80/B5	90 S/B5	90 L/B5	100/B5	112/ B5	132 S/B5	132 M/B5	160 M/B5	160 L/B5	180 M/B5	180 L/B5	200/B5	225 S/B5	225 M/B5
A							902	923	989	1035	1112	1156	1170	1208	1326	1351	1376
A ₁							992	1048	1094	1140	1232	1276	1290	1328	-	-	-
H							141	149	182	182	225	225	248	248	275	285	285
HD							241	261	314	314	385	385	428	428	425	510	510
AC							217	232	279	279	325	325	370	370	415	456	456
X							-	-	-	-	-	-	-	-	-	-	-

"A₁" Ölçüsü Frenli Motorlar içindir.

Dimension "A₁" is for motors with brake

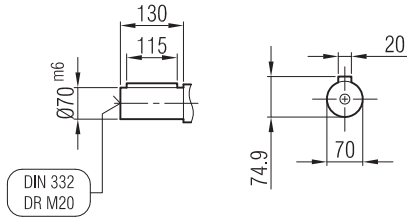
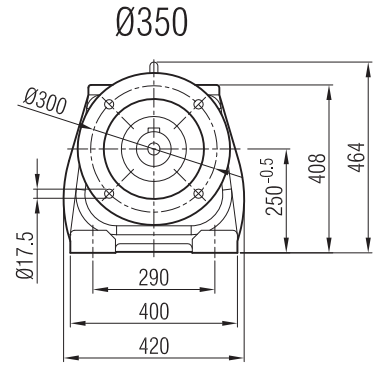
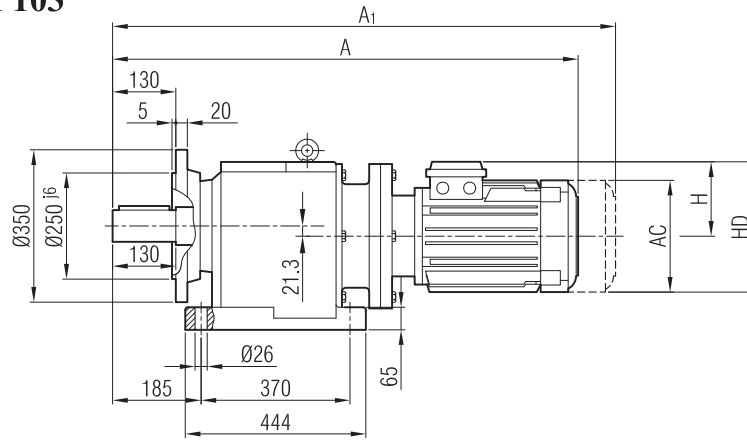
Maß "A₁" ist für Motoren mit Bremse



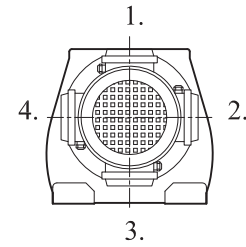


İRAFPM 102

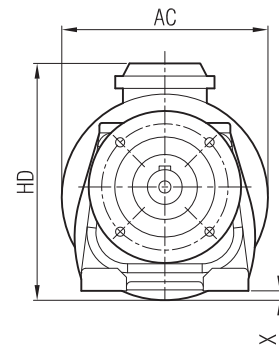
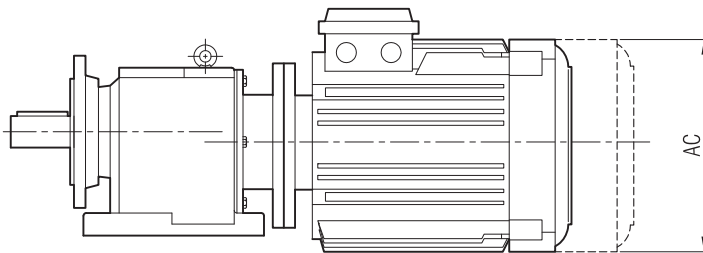
İRAFPM 103



Klemens Pozisyonları Terminal Box Positions Klemmenkasten Positionen



100-112-132-160-180-200-225 Tip/Type/Typ




	56/B5	63/B5	71/B5	80/B5	90 S/B5	90 L/B5	100/B5	112/ B5	132 S/B5	132 M/B5	160 M/B5	160 L/B5	180 M/B5	180 L/B5	200/B5	225 S/B5	225 M/B5
A							902	923	989	1035	1112	1156	1170	1208	1326	1351	1376
A ₁							992	1048	1094	1140	1232	1276	1290	1328	-	-	-
H							141	149	182	182	225	225	248	248	275	285	285
HD							241	261	314	314	385	385	428	428	425	510	510
AC							217	232	279	279	325	325	370	370	415	456	456
X							-	-	-	-	-	-	-	-	-	-	-

"A₁" Ölçüsü Frenli Motorlar içindir.


Dimension "A₁" is for motors with brake

Maß "A₁" ist für Motoren mit Bremse





İRA ...



İRAF ...



İRA ... - ...



İRF ...




İRF ... - ...



İRA ... - ...



n₁ = 2800 d/d
r.p.m

Servis Faktörü Service Factor Betriebsfaktor	S _f = 1 S _r = 1 S _j = 1	P ₁	n ₂	i	M ₂	F _{Q1}	F _{Q1/2}	Tip Type Typ		kg	
		GÜÇ	Çıkış Devri	Tahvil	Çıkış Momenti	Rad. Yük	Rad. Yük				
		Power	Output Speeds	Ratio	Output Torque	Over Loads	Over Loads				
		Leistung	Abtriebswelle Drehzahlen	Übersetzung	Abtriebswelle Drehmomente	Querkräfte	Querkräfte				
		[kW]	[r.p.m]		[Nm]	[N]	[N]				
150 Nm	4,3	265	10,55	150	475	2500					
	4,8	296	9,47	150	475	2500					
	5,1	315	8,88	150	475	2500					
	5,7	351	7,97	150	475	2500					
	6,3	390	7,17	150	475	2500					
	7,0	432	6,47	150	475	2500	İRA		239	10	
	7,8	481	5,82	150	475	2500	İRF 52		240	10	
	8,6	533	5,25	150	475	2500	İRAF		241	12	
	9,0	556	5,03	150	475	2500					
	10,0	620	4,51	150	475	2500					
	11,2	689	4,06	150	475	2500					
	12,4	763	3,66	150	475	2500					
	13,7	844	3,31	150	475	2500					
	410 Nm	17,4	394	7,10	410	590	4500				
19,1		432	6,48	410	590	4500					
20,7		467	5,99	410	590	4500					
21,7		490	5,72	410	590	4500					
23,3		526	5,32	410	590	4500	İRA		242	18	
24,5		553	5,06	410	590	4500	İRF 621		243	18	
27,6		624	4,49	410	590	4500	İRAF		244	20	
31,1		702	3,99	410	590	4500					
33,4		754	3,71	410	590	4500					
37,7		852	3,28	410	590	4500					
		17,4	394	7,10	410	590	4500				
		19,1	432	6,48	410	590	4500				
		20,7	467	5,99	410	590	4500				
		21,7	490	5,72	410	590	4500				
	23,3	526	5,32	410	590	4500	İRA		245	18	
	24,5	553	5,06	410	590	4500	İRF 62		246	18	
	27,6	624	4,49	410	590	4500	İRAF		247	20	
	31,1	702	3,99	410	590	4500					
	33,4	754	3,71	410	590	4500					
	37,7	852	3,28	410	590	4500					





$n_1 = 1400$ $\frac{d}{d}$
r.p.m

Servis Faktörü Service Factor Betriebsfaktor	$S_f = 1$ $S_f = 1$ $S_j = 1$	P_1	n_2	i	M_2	F_{Q1}	F_{Q2}	Tip Type Typ			kg
		GÜÇ	Çıkış Devri	Tahvil	Çıkış Momenti	Rad. Yük	Rad. Yük				
		Power	Output Speeds	Ratio	Output Torque	Over Loads	Over Loads				
		Leistung	Abtriebswelle Drehzahlen	Übersetzung	Abtriebswelle Drehmomente	Querkräfte	Querkräfte				
		[kW]	[r.p.m]		[Nm]	[N]	[N]				
85 Nm		0,16	17	81,366	85	390	2100				
		0,19	20	70,053	85	390	2100				
		0,21	23	60,896	85	390	2100				
		0,24	26	53,331	85	390	2100				
		0,28	30	46,977	85	390	2100				
		0,31	33	41,849	85	390	2100				
		0,35	38	36,378	85	390	2100				
		0,41	44	31,859	85	390	2100				
		0,47	50	28,063	85	390	2100				
		0,49	53	26,193	85	390	2100				
		0,52	56	24,829	85	390	2000		İRA	236	9
		0,58	62	22,615	85	390	2000		İRF 43	237	10
		0,61	66	21,108	85	390	2000		İRAF	238	10
		0,65	70	20,009	85	390	2000				
		0,70	75	18,593	85	390	2000				
		0,74	79	17,763	85	390	1850				
		0,79	85	16,450	85	390	1850				
		0,83	89	15,806	85	390	1850				
		0,89	96	14,604	85	390	1850				
		0,92	99	14,087	85	390	1800				
		1,0	108	12,995	85	390	1800				
		1,1	121	11,581	85	390	1800				
		2,3	249	11,242	85	390	800				
		2,6	284	9,845	85	390	800				
		3,0	323	8,672	85	390	800				
		3,3	365	7,673	85	390	750				
		3,7	407	6,872	85	390	750				
		4,2	461	6,080	85	390	750		İRA	236	9
		4,6	506	5,538	85	390	750		İRF 42	237	10
		4,8	519	5,398	85	390	750		İRAF	238	10
		5,2	571	4,900	85	390	750				
		5,3	583	4,803	85	390	750				
	5,9	644	4,350	85	390	750					
	6,0	654	4,280	85	390	750					
	6,6	723	3,870	85	390	750					
	7,4	812	3,449	85	390	750					
150 Nm		0,003	0,16	8598	150	390	4250				
		0,003	0,19	7402	150	390	4250				
		0,004	0,22	6435	150	390	4250				
		0,004	0,26	5419	150	390	4250				
		0,005	0,3	4699	150	390	4250				
		0,006	0,34	4117	150	390	4250				
		0,007	0,42	3338	150	390	4250				
		0,008	0,47	2948	150	390	4250		İRA	267	19
		0,009	0,52	2679	150	390	4250		İRF 53 İR 43	268	20
		0,010	0,6	2346	150	390	4250				
		0,012	0,67	2085	150	390	4250				
		0,013	0,75	1863	150	390	4250				
		0,015	0,85	1641	150	390	4250				
		0,017	0,96	1462	150	390	4250				
		0,019	1,1	1271	150	390	4250				







n₁ = 1400 d/d
r.p.m

Servis Faktörü Service Factor Betriebsfaktor	S _f =1 S _f =1 S _f =1	P ₁	n ₂	i	M ₂	F _{Q1}	F _{Q1/2}	Tip Type Typ			kg
		GÜÇ	Çıkış Devri	Tahvil	Çıkış Momenti	Rad. Yük	Rad. Yük				
		Power	Output Speeds	Ratio	Output Torque	Over Loads	Over Loads				
		Leistung	Abtriebswelle Drehzahlen	Übersetzung	Abtriebswelle Drehmomente	Querkräfte	Querkräfte				
		[kW]	[r.p.m]		[Nm]	[N]	[N]				
150 Nm	0,02	1	1398	150	390	4250	İRA İRF	52 İR 43	267	19	
	0,02	1,2	1204	150	390	4250					
	0,02	1,3	1046	150	390	4250					
	0,03	1,5	917	150	390	4250					
	0,03	1,7	809	150	390	4250					
	0,03	2	709	150	390	4250					
	0,04	2,2	630	150	390	4250					
	0,04	2,5	555	150	390	4250					
	0,05	2,8	496	150	390	4250					
	0,02	1,2	1188	150	390	4250	İRA İRF	53 İR 42	267	19	
	0,02	1,3	1040	150	390	4250					
	0,03	1,5	916	150	390	4250					
	0,03	1,6	878	150	390	4250					
	0,03	1,8	772	150	390	4250					
	0,04	2,1	669	150	390	4250					
	0,04	2,4	586	150	390	4250					
	0,05	2,7	519	150	390	4250					
	0,06	3,3	421	150	390	4250					
	0,06	3,7	377	150	390	4250					
	0,07	4,2	333	150	390	4250					
	0,08	4,8	294	150	390	4250					
	0,09	5,2	267	150	390	4250					
	0,10	5,9	238	150	390	4250					
	0,12	7,2	193	150	390	4250					
	0,14	8	173	150	390	4250					
0,16	9,2	152	150	390	4250						
0,17	10	138	150	390	4250						
0,19	11	125	150	390	4250						
0,22	13	111	150	390	4250						
0,25	15	95	150	390	4250						
0,12	7,2	193	150	390	4250	İRA İRF	52 İR 42	267	19		
0,14	8,2	169	150	390	4250						
0,16	9,4	148	150	390	4250						
0,18	11	131	150	390	4250						
0,20	12	116	150	390	4250						
0,22	13	104	150	390	4250						
0,25	15	93	150	390	4250						
0,21	13	105,66	150	475	4250	İRA İRF İRAF	53	239	11		
0,26	16	88,98	150	475	4250						
0,30	18	77,16	150	475	4250						
0,35	21	67,60	150	475	4250						
0,43	26	54,81	150	475	4250						
0,48	29	48,41	150	475	4250						
0,53	32	43,98	150	475	4250						
0,59	36	39,09	150	475	4250						
0,66	40	34,93	150	475	4250						
0,74	45	31,33	150	475	4250						
0,82	50	28,21	150	475	4250						
0,90	55	25,46	150	475	4250						
1,0	61	23,02	150	475	4250						



$n_1 = 1400$ $\frac{d}{d}$
r.p.m

Servis Faktörü Service Factor Betriebsfaktor	$S_f = 1$ $S_f = 1$ $S_f = 1$	P_1	n_2	i	M_2	F_{Q1}	$F_{Q1/2}$	Tip Type Typ			kg							
		GÜÇ	Çıkış Devri	Tahvil	Çıkış Momenti	Rad. Yük	Rad. Yük											
		Power	Output Speeds	Ratio	Output Torque	Over Loads	Over Loads											
		Leistung	Abtriebswelle Drehzahlen	Übersetzung	Abtriebswelle Drehmomente	Querkräfte	Querkräfte											
		[kW]	[r.p.m]		[Nm]	[N]	[N]											
150 Nm		1,1	64	21,88	150	475	4250	İRA İRF 53 İRAF										
		1,2	71	19,69	150	475	4250					239	11					
		1,3	79	17,77	150	475	4250					240	11					
		1,4	87	16,07	150	475	4250					241	13					
		1,3	82	17,18	150	475	3500											
		1,5	93	15,05	150	475	3500											
		1,7	105	13,29	150	475	3500											
		1,9	119	11,81	150	475	3500											
		2,2	133	10,55	150	475	3500											
		2,4	148	9,47	150	475	3500											
		2,6	158	8,88	150	475	3500											
		2,9	176	7,97	150	475	3500											
		3,2	195	7,17	150	475	3500											
		3,5	216	6,47	150	475	3500					İRA İRF 52 İRAF						
		3,9	241	5,82	150	475	3500									239	10	
		4,3	267	5,25	150	475	3500									240	10	
		4,5	279	5,03	150	475	3500									241	12	
		5,0	310	4,51	150	475	3500											
		5,6	345	4,06	150	475	3500											
		6,2	382	3,66	150	475	3500											
		6,9	423	3,31	150	475	3500											
		7,8	458	3,05	150	475	3500											
		8,7	482	2,90	150	475	3500											
		9,1	544	2,57	150	475	3500											
	410 Nm	0,01	0,10	13520	410	475	7000											
		0,01	0,11	12617	410	475	7000											
		0,01	0,12	11345	410	475	7000											
		0,01	0,13	10587	410	475	7000											
0,01		0,14	9873	410	475	7000												
0,01		0,15	9214	410	475	7000												
0,01		0,19	7479	410	475	7000												
0,01		0,21	6508	410	475	7000												
0,01		0,22	6194	410	475	7000												
0,01		0,23	5936	410	475	7000												
0,01		0,24	5780	410	475	7000												
0,01		0,25	5636	410	475	7000												
0,01		0,29	4814	410	475	7000	İRA İRF 63 İR 53											
0,01		0,30	4661	410	475	7000										269	31	
0,01		0,31	4570	410	475	7000										270	32	
0,02		0,33	4251	410	475	7000												
0,02		0,35	4036	410	475	7000												
0,02		0,36	3890	410	475	7000												
0,02		0,41	3436	410	475	7000												
0,02		0,47	2955	410	475	7000												
0,02		0,52	2685	410	475	7000												
0,03		0,56	2500	410	475	7000												
0,03		0,62	2272	410	475	7000												
0,03		0,62	2265	410	475	7000												
0,03		0,68	2058	410	475	7000												
0,04		0,75	1872	410	475	7000												
		0,03	0,64	2198	410	475	7000						İRA İRF 63 İR 52					
		0,03	0,68	2052	410	475	7000										269	30
		0,04	0,78	1797	410	475	7000										270	31







n₁ = 1400 d/d
r.p.m

Servis Faktörü Service Factor Betriebsfaktor	S _f =1 S _f =1 S _f =1	P ₁	n ₂	i	M ₂	F _{Q1}	F _{Q1/2}	Tip Type Typ			kg	
		GÜÇ	Çıkış Devri	Tahvil	Çıkış Momenti	Rad. Yük	Rad. Yük					
		Power	Output Speeds	Ratio	Output Torque	Over Loads	Over Loads					
		Leistung	Abtriebswelle Drehzahlen	Übersetzung	Abtriebswelle Drehmomente	Querkräfte	Querkräfte					
		[kW]	[r.p.m]		[Nm]	[N]	[N]					
410 Nm		0,04	0,82	1701	410	475	7000					
		0,04	0,85	1654	410	475	7000					
		0,04	0,88	1587	410	475	7000					
		0,04	0,93	1509	410	475	7000					
		0,05	0,98	1432	410	475	7000					
		0,05	1,1	1280	410	475	7000					
		0,06	1,2	1219	410	475	7000					
		0,06	1,2	1167	410	475	7000					
		0,06	1,3	1108	410	475	7000					
		0,06	1,3	1049	410	475	7000					
		0,07	1,5	943	410	475	7000					
		0,07	1,6	887	410	475	7000					
		0,08	1,7	811	410	475	7000					
		0,08	1,7	804	410	475	7000					
		0,09	1,9	731	410	475	7000		İRA	63 İR 52	269	30
		0,09	2	686	410	475	7000	İRF			270	31
		0,10	2,2	622	410	475	7000					
		0,11	2,3	614	410	475	7000					
		0,12	2,5	566	410	475	7000					
		0,12	2,6	538	410	475	7000					
		0,13	2,9	475	410	475	7000					
		0,14	3,1	449	410	475	7000					
		0,16	3,5	397	410	475	7000					
		0,17	3,7	379	410	475	7000					
		0,19	4,1	335	410	475	7000					
		0,23	4,9	286	410	475	7000					
		0,24	5,1	273	410	475	7000					
		0,27	5,8	242	410	475	7000					
		0,30	6,5	215	410	475	7000					
		0,34	7,3	190	410	475	7000					
		0,27	6	232	410	475	7000					
		0,30	6,6	210	410	475	7000					
		0,33	7,3	191	410	475	7000					
		0,36	7,8	179	410	475	7000					
		0,36	8	173	410	475	7000		İRA	62 İR 52	269	29
		0,39	8,6	162	410	475	7000	İRF			270	30
		0,40	8,7	161	410	475	7000					
		0,43	9,5	148	410	475	7000					
		0,43	9,5	146	410	475	7000					
		0,48	11	134	410	475	7000					
	0,49	11	127,94	410	590	7000						
	0,52	12	119,40	410	590	7000						
	0,65	15	96,27	410	590	7000						
	0,70	16	87,81	410	590	7000						
	0,76	17	83,37	410	590	7000						
	0,90	20	70,96	410	590	7000		İRA	631	242	19	
	1,0	23	61,03	410	590	7000	İRF			243	19	
	1,2	27	51,65	410	590	7000	İRAF	244	21			
	1,4	30	46,79	410	590	7000						
	1,5	33	42,55	410	590	7000						
	1,8	40	35,74	410	590	7000						
	2,1	47	29,85	410	590	7000						
	2,5	55	25,16	410	590	7000						







n₁ = 1400 d/d
r.p.m

Servis Faktörü Service Factor Betriebsfaktor	S _f =1 S _f =1 S _f =1	P ₁	n ₂	i	M ₂	F _{Q1}	F _{Q1/2}	Tip Type Typ			kg
		GÜÇ	Çıkış Devri	Tahvil	Çıkış Momenti	Rad. Yük	Rad. Yük				
		Power	Output Speeds	Ratio	Output Torque	Over Loads	Over Loads				
		Leistung	Abtriebswelle Drehzahlen	Übersetzung	Abtriebswelle Drehmomente	Querkräfte	Querkräfte				
		[kW]	[r.p.m]		[Nm]	[N]	[N]				
410 Nm		2,9	65	21,50	410	590	7000	İRA İRF 631 İRAF	242	19	
		3,1	68	20,53	410	590	7000				
		3,5	77	18,18	410	590	7000				
		3,9	87	16,14	410	590	7000				
		4,4	98	14,34	410	590	7000				
		4,6	104	13,47	410	590	4500	İRA İRF 621 İRAF	242	18	
		5,1	115	12,20	410	590	4500				
		5,6	126	11,10	410	590	4500				
		6,2	140	10,07	410	590	4500				
		6,6	150	9,35	410	590	4500				
		7,3	165	8,51	410	590	4500				
		8,1	183	7,67	410	590	4500				
		8,7	197	7,10	410	590	4500				
		9,6	216	6,48	410	590	4500				
		10,4	234	5,99	410	590	4500				
		10,8	245	5,72	410	590	4500				
		11,6	263	5,32	410	590	4500				
		12,3	277	5,06	410	590	4500				
		13,8	312	4,49	410	590	4500				
		15,5	351	3,99	410	590	4500				
		16,7	377	3,71	410	590	4500				
		18,9	426	3,28	410	590	4500				
		21,2	480	2,91	410	590	4500				
		23,9	540	2,59	410	590	4500				
		25,4	573	2,44	410	590	4500				
		0,49	11	127,94	410	590	7000	İRA İRF 63 İRAF	245	19	
		0,52	12	119,40	410	590	7000				
		0,65	15	96,27	410	590	7000				
		0,70	16	87,81	410	590	7000				
		0,76	17	83,37	410	590	7000				
		0,90	20	70,96	410	590	7000				
		1,0	23	61,03	410	590	7000				
		1,2	27	51,65	410	590	7000				
		1,4	30	46,79	410	590	7000				
		1,5	33	42,55	410	590	7000				
		1,8	40	35,74	410	590	7000				
		2,1	47	29,85	410	590	7000				
		2,5	55	25,16	410	590	7000				
		2,9	65	21,50	410	590	7000				
		3,1	68	20,53	410	590	7000				
		3,5	77	18,18	410	590	7000				
		3,9	87	16,14	410	590	7000				
		4,4	98	14,34	410	590	7000				
		4,6	104	13,47	410	590	4500	İRA İRF 62 İRAF	245	18	
		5,1	115	12,20	410	590	4500				
		5,6	126	11,10	410	590	4500				
		6,2	140	10,07	410	590	4500				
		6,6	150	9,35	410	590	4500				
		7,3	165	8,51	410	590	4500				
		8,1	183	7,67	410	590	4500				
	8,7	197	7,10	410	590	4500					
	9,6	216	6,48	410	590	4500					





n₁ = 1400 d/d
r.p.m

Servis Faktörü Service Factor Betriebsfaktor	S _r =1 S _r =1 S _f =1	P ₁	n ₂	i	M ₂	F _{Q1}	F _{Q1/2}	Tip Type Typ			kg	
		GÜÇ	Çıkış Devri	Tahvil	Çıkış Momenti	Rad. Yük	Rad. Yük					
		Power	Output Speeds	Ratio	Output Torque	Over Loads	Over Loads					
		Leistung	Abtriebswelle Drehzahlen	Übersetzung	Abtriebswelle Drehmomente	Querkräfte	Querkräfte					
		[kW]	[r.p.m]		[Nm]	[N]	[N]					
410 Nm		10,4	234	5,99	410	590	4500	İRA İRF 62 İRAF	731 İR 53			
		10,8	245	5,72	410	590	4500					
		11,6	263	5,32	410	590	4500					
		12,3	277	5,06	410	590	4500					
		13,8	312	4,49	410	590	4500					
		15,5	351	3,99	410	590	4500					
		16,7	377	3,71	410	590	4500					
		18,9	426	3,28	410	590	4500					
		21,2	480	2,91	410	590	4500					
		23,9	540	2,59	410	590	4500					
		25,4	573	2,44	410	590	4500					
								246	18			
								247	20			
600 Nm		0,006	0,09	16071	600	475	10100	İRA İRF 731 İR 53	731 İR 53			
		0,007	0,10	14258	600	475	10100					
		0,008	0,11	12326	600	475	10100					
		0,009	0,13	10380	600	475	10100					
		0,010	0,15	9001	600	475	10100					
		0,012	0,18	7782	600	475	10100					
		0,014	0,20	6862	600	475	10100					
		0,016	0,23	6012	600	475	10100					
		0,018	0,26	5301	600	475	10100					
		0,022	0,32	4299	600	475	10100					
		0,025	0,37	3796	600	475	10100					
		0,028	0,40	3450	600	475	10100					
		0,031	0,45	3068	600	475	10100					
		0,035	0,51	2747	600	475	10100					
		0,039	0,57	2443	600	475	10100					
		0,04	0,53	2613	600	475	10100					
		0,04	0,60	2318	600	475	10100					
		0,05	0,70	2004	600	475	10100					
		0,05	0,80	1756	600	475	10100					
		0,06	0,92	1518	600	475	10100					
		0,07	1,0	1339	600	475	10100					
		0,08	1,2	1180	600	475	10100					
		0,09	1,3	1050	600	475	10100					
		0,10	1,5	940	600	475	10100					
		0,12	1,7	836	600	475	10100					
		0,13	1,9	749	600	475	10100					
		0,14	2,1	674	600	475	10100					
		0,16	2,3	600	600	475	10100					
		0,18	2,6	530	600	475	10100					
		0,20	3,0	468	600	475	10100					
		0,23	3,4	416	600	475	10100					
		0,26	3,8	372	600	475	10100					
		0,28	4,2	333	600	475	10100					
		0,32	4,7	300	600	475	10100					
		0,35	5,2	267	600	475	10100					
		0,40	5,9	238	600	475	10100					
	0,44	6,5	214	600	475	10100						
	0,47	7,0	201	600	475	10100						
	0,52	7,7	183	600	475	10100						
	0,58	8,6	162	600	475	10100						
	0,64	9,5	146	600	475	10100						
								271	49			
								272	50			
								271	48			
								272	49			





n₁ = 1400 d/d
r.p.m

Servis Faktörü Service Factor Betriebsfaktor	S _f =1 S _f =1 S _f =1	P ₁	n ₂	i	M ₂	F _{Q1}	F _{Q2}	Tip Type Typ			kg	
		GÜÇ	Çıkış Devri	Tahvil	Çıkış Momenti	Rad. Yük	Rad. Yük					
		Power	Output Speeds	Ratio	Output Torque	Over Loads	Over Loads					
		Leistung	Abtriebswelle Drehzahlen	Übersetzung	Abtriebswelle Drehmomente	Querkräfte	Querkräfte					
		[kW]	[r.p.m]		[Nm]	[N]	[N]					
600 Nm		0,05	0,75	1872	600	475	10100					
		0,06	0,85	1640	600	475	10100					
		0,07	0,97	1446	600	475	10100					
		0,07	1,1	1286	600	475	10100					
		0,08	1,2	1172	600	475	10100					
		0,09	1,3	1035	600	475	10100					
		0,10	1,5	921	600	475	10100					
		0,12	1,7	825	600	475	10100					
		0,13	1,9	743	600	475	10100					
		0,14	2,1	675	600	475	10100					
		0,16	2,3	604	600	475	10100					
		0,18	2,6	533	600	475	10100					
		0,19	2,8	491	600	475	10100		İRA	721 İR 53	271	48
		0,20	2,9	480	600	475	10100	İRF			272	49
		0,22	3,3	423	600	475	10100					
		0,24	3,6	390	600	475	10100					
		0,27	4,0	344	600	475	10100					
		0,31	4,6	306	600	475	10100					
		0,35	5,1	274	600	475	10100					
		0,39	5,7	245	600	475	10100					
		0,43	6,3	221	600	475	10100					
		0,47	7,0	199	600	475	10100					
		0,52	7,7	180	600	475	10100					
		0,58	8,6	163	600	475	10100					
		0,64	9,5	148	600	475	10100					
		0,22	3,3	417	600	475	10100					
		0,25	3,8	365	600	475	10100					
		0,29	4,3	322	600	475	10100					
		0,33	4,9	287	600	475	10100					
		0,37	5,5	256	600	475	10100		İRA	721 İR 52	271	47
		0,41	6,2	226	600	475	10100	İRF			272	48
		0,47	7,0	201	600	475	10100					
		0,52	7,8	180	600	475	10100					
	0,57	8,6	162	600	475	10100						
	0,64	9,6	145	600	475	10100						
	0,60	9,2	152,090	600	1000	10100						
	0,66	10	134,933	600	1000	10100						
	0,79	12	116,652	600	1000	10100						
	0,92	14	100,847	600	1000	10100						
	1,1	16	88,932	600	1000	10100						
	1,2	18	78,425	600	1000	10100						
	1,3	20	69,746	600	1000	9700						
	1,4	22	62,455	600	1000	9700		İRA	731	248	40	
	1,6	25	55,543	600	1000	9700	İRF			249	43	
	1,8	28	49,737	600	1000	9700	İRAF		250	46		
	2,0	31	44,791	600	1000	9700						
	2,3	35	39,887	600	1000	9500						
	2,6	40	35,224	600	1000	9500						
	3,0	45	31,308	600	1000	9500						
	3,3	50	27,971	600	1000	9250						
	3,7	56	25,095	600	1000	9250						
	4,1	62	22,590	600	1000	9250						





$n_1 = 1400$ d/d
r.p.m

Servis Faktörü Service Factor Betriebsfaktor	$S_f = 1$ $S_f = 1$ $S_f = 1$	P_1	n_2	i	M_2	F_{Q1}	F_{Q2}	Tip Type Typ			kg	
		GÜÇ	Çıkış Devri	Tahvil	Çıkış Momenti	Rad. Yük	Rad. Yük					
		Power	Output Speeds	Ratio	Output Torque	Over Loads	Over Loads					
		Leistung	Abtriebswelle Drehzahlen	Übersetzung	Abtriebswelle Drehmomente	Querkräfte	Querkräfte					
		[kW]	[r.p.m]		[Nm]	[N]	[N]					
600 Nm		2,8	44	31,622	600	1000	7500					
		3,2	50	28,055	600	1000	7500					
		3,8	58	24,254	600	1000	7500					
		4,2	65	21,388	600	1000	7500					
		4,8	74	19,021	600	1000	7250					
		5,3	82	17,033	600	1000	7250					
		5,9	91	15,339	600	1000	7250					
		6,6	102	13,731	600	1000	7250					
		7,4	115	12,126	600	1000	7250					
		8,1	125	11,172	600	1000	7250					
		9,2	142	9,866	600	1000	7000	İRA İRF 721 İRAF		248	38	
		10,4	160	8,769	600	1000	7000		249	41		
		11,6	179	7,834	600	1000	7000		250	44		
		12,9	199	7,029	600	1000	7000					
		14,3	221	6,327	600	1000	7000					
		15,9	245	5,710	600	1000	7000					
		17,5	271	5,164	600	1000	7000					
		19,4	299	4,677	600	1000	7000					
		21,4	330	4,240	600	1000	7000					
		23,8	367	3,809	600	1000	7000					
		26,4	407	3,438	600	1000	7000					
		29,1	450	3,109	600	1000	7000					
	32,2	497	2,816	600	1000	7000						
	35,5	548	2,553	600	1000	7000						
870 Nm		0,01	0,08	16321	870	475	12100					
		0,01	0,10	14110	870	475	12100					
		0,01	0,10	13744	870	475	12100					
		0,01	0,12	11919	870	475	12100					
		0,01	0,13	10947	870	475	12100					
		0,01	0,14	10304	870	475	12100					
		0,01	0,15	9654	870	475	12100					
		0,02	0,16	8586	870	475	12100					
		0,02	0,18	7688	870	475	12100					
		0,02	0,21	6474	870	475	12100					
		0,02	0,24	5674	870	475	12100					
		0,03	0,26	5287	870	475	12100	İRA İRF 73 İR 53	273	50		
		0,03	0,31	4423	870	475	12100		274	51		
		0,03	0,35	3989	870	475	12100					
		0,04	0,40	3522	870	475	12100					
		0,04	0,44	3153	870	475	12100					
		0,05	0,50	2817	870	475	12100					
		0,05	0,55	2527	870	475	12100					
		0,07	0,66	2106	870	475	12100					
		0,07	0,69	2017	870	475	12100					
		0,07	0,74	1882	870	475	12100					
		0,08	0,82	1703	870	475	12100					
		0,09	0,92	1520	870	475	12100					
		0,10	0,99	1410	870	475	12100					
		0,11	1,1	1265	870	475	12100	İRA İRF 73 İR 52	273	49		
		0,12	1,2	1187	870	475	12100		274	50		
		0,14	1,4	981	870	475	12100					
	0,15	1,5	921	870	475	12100						
	0,16	1,6	865	870	475	12100						





n₁ = 1400 d/d
r.p.m

Servis Faktörü Service Factor Betriebsfaktor	S _f = 1 S _f = 1 S _f = 1	P ₁	n ₂	i	M ₂	F _{Q1}	F _{Q1/2}	Tip Type Typ			kg
		GÜÇ	Çıkış Devri	Tahvil	Çıkış Momenti	Rad. Yük	Rad. Yük				
		Power	Output Speeds	Ratio	Output Torque	Over Loads	Over Loads				
		Leistung	Abtriebswelle Drehzahlen	Übersetzung	Abtriebswelle Drehmomente	Querkräfte	Querkräfte				
		[kW]	[r.p.m]		[Nm]	[N]	[N]				
870 Nm		0,17	1,7	812	870	475	12100	İRA İRF	73 İR 52	273	49
		0,18	1,8	769	870	475	12100				
		0,19	1,9	722	870	475	12100				
		0,22	2,2	648	870	475	12100				
		0,24	2,4	576	870	475	12100				
		0,28	2,9	473	870	475	12100	İRA İRF	72 İR 53	273	49
		0,32	3,3	420	870	475	12100				
		0,42	4,3	326	870	475	12100				
		0,47	4,8	291	870	475	12100				
		0,52	5,3	261	870	475	12100				
		0,86	9	154,46	870	1200	12100	İRA İRF İRAF	73	251	41
		1,1	11	133,53	870	1200	12100				
		1,3	14	103,60	870	1200	12100				
		1,4	15	91,36	870	1200	12100				
		1,6	17	81,25	870	1200	12100				
		1,8	19	72,76	870	1200	12100				
		2,0	21	65,52	870	1200	12100				
		2,2	23	59,41	870	1200	12100				
		2,6	27	52,47	870	1200	12100				
		2,9	30	46,63	870	1200	12100				
		3,2	34	41,66	870	1200	12100				
		3,6	38	37,38	870	1200	12100				
		4,3	45	31,16	870	1200	12100				
		4,8	50	27,84	870	1200	12100				
		5,3	56	24,97	870	1200	12100				
		5,9	62	22,48	870	1200	12100				
		6,6	69	20,29	870	1200	12100				
		7,3	76	18,35	870	1200	12100				
		8,2	84	16,62	870	1200	12100				
		8,8	92	15,06	870	1200	12100				
	9,72	104	13,526	870	1200	9000	İRA İRF İRAF	72	251	39	
	10,9	116	12,022	870	1200	9000					
	12,2	130	10,741	870	1200	9000					
	14,1	150	9,327	870	1200	9000					
	15,8	168	8,333	870	1200	9000					
	17,6	187	7,476	870	1200	9000					
	19,5	208	6,730	870	1200	9000					
	21,6	230	6,074	870	1200	9000					
	26,3	280	4,995	870	1200	9000					
	29,2	311	4,497	870	1200	9000					
	32,4	345	4,059	870	1200	9000					
	35,8	381	3,670	870	1200	9000					
	39,5	421	3,324	870	1200	9000					
	43,7	465	3,014	870	1200	9000					
	48,1	512	2,733	870	1200	9000					
	51,1	544	2,571	870	1200	9000					
1500 Nm		0,01	0,07	18231	1500	590	17000	İRA İRF	83 İR 63	275	101
		0,02	0,09	15217	1500	590	17000				
		0,02	0,10	13984	1500	590	17000				
		0,02	0,11	12302	1500	590	17500				
		0,02	0,13	10968	1500	590	17500				
		0,03	0,16	8893	1500	590	17500				







n₁ = 1400 d/d
r.p.m

Servis Faktörü Service Factor Betriebsfaktor	S _f = 1 S _f = 1 S _f = 1	P ₁	n ₂	i	M ₂	F _{Q1}	F _{Q2}	Tip Type Typ			kg	
		GÜÇ	Çıkış Devri	Tahvil	Çıkış Momenti	Rad. Yük	Rad. Yük					
		Power	Output Speeds	Ratio	Output Torque	Over Loads	Over Loads					
		Leistung	Abtriebswelle Drehzahlen	Übersetzung	Abtriebswelle Drehmomente	Querkräfte	Querkräfte					
		[kW]	[r.p.m]		[Nm]	[N]	[N]					
1500 Nm	0,03	0,18	7902	1500	590	17500						
	0,03	0,20	7092	1500	590	17500						
	0,04	0,22	6393	1500	590	17500						
	0,04	0,26	5484	1500	590	17500						
	0,05	0,28	4922	1500	590	17500						
	0,06	0,32	4437	1500	590	17500						
	0,06	0,35	4015	1500	590	17500						
	0,07	0,39	3593	1500	590	17500						
	0,07	0,43	3239	1500	590	17500						
	0,08	0,48	2930	1500	590	17500						
	0,09	0,53	2659	1500	590	17500						
	0,10	0,58	2419	1500	590	17500						
	0,11	0,63	2205	1500	590	17500						
	0,12	0,70	2013	1500	590	17500						
	0,13	0,76	1840	1500	590	17500						
	0,16	0,95	1481	1500	590	17500						
	0,17	1,00	1353	1500	590	17500						
		0,13	0,79	1778	1500	590	17500					
		0,15	0,89	1580	1500	590	17500					
		0,17	0,99	1418	1500	590	17500					
	0,19	1,1	1308	1500	590	17500						
	0,19	1,1	1279	1500	590	17500						
	0,20	1,2	1162	1500	590	17500						
	0,20	1,2	1157	1500	590	17500						
	0,22	1,3	1050	1500	590	17500						
	0,22	1,3	1043	1500	590	17500						
	0,25	1,5	940	1500	590	17500						
	0,27	1,6	850	1500	590	17500						
	0,30	1,8	772	1500	590	17500						
	0,32	1,9	723	1500	590	17500						
	0,36	2,1	653	1500	590	17500						
	0,41	2,4	590	1500	590	17500						
	0,44	2,6	535	1500	590	17500						
	0,49	2,9	487	1500	590	17500						
	0,58	3,4	405	1500	590	17500						
	0,66	3,9	359	1500	590	17500						
	0,75	4,4	314	1500	590	17500						
	0,80	4,7	295	1500	590	17500						
	0,88	5,2	265	1500	590	17500						
	0,98	5,8	240	1500	590	17500						
	0,90	5,5	250,50	1500	1550	17500						
	1,0	6,3	221,16	1500	1550	17500						
	1,1	6,7	208,58	1500	1550	17500						
	1,2	7,5	186,71	1500	1550	17500						
	1,4	8,3	168,34	1500	1550	17500						
	1,5	9,1	152,68	1500	1550	17500						
	1,6	10	139,19	1500	1550	17500						
	1,8	11	127,44	1500	1550	17500						
	2,0	12	117,12	1500	1550	17500						
	2,2	14	103,03	1500	1550	17500						
	2,5	15	91,85	1500	1550	17500						
	2,8	17	82,47	1500	1550	17500						
	3,1	19	74,47	1500	1550	17500						
	3,5	21	66,18	1500	1550	17500						
								İRA	83	İR 63	275	101
								İRF			276	102
								İRA	82	İR 63	275	99
								İRF			276	100
								İRA				
								İRF	83			
								İRAF			254	84
											255	83
											256	90





n₁ = 1400 d/d
r.p.m

Servis Faktörü Service Factor Betriebsfaktor	S _f =1 S _f =1 S _f =1	P ₁	n ₂	i	M ₂	F _{Q1}	F _{Q2}	Tip Type Typ			kg
		GÜÇ	Çıkış Devri	Tahvil	Çıkış Momenti	Rad. Yük	Rad. Yük				
		Power	Output Speeds	Ratio	Output Torque	Over Loads	Over Loads				
		Leistung	Abtriebswelle Drehzahlen	Übersetzung	Abtriebswelle Drehmomente	Querkräfte	Querkräfte				
		[kW]	[r.p.m]		[Nm]	[N]	[N]				
1500 Nm		4,0	24	59,39	1500	1550	17500				
		4,3	26	53,54	1500	1550	17500				
		4,8	29	48,44	1500	1550	17500				
		5,1	31	45,93	1500	1550	17500				
		5,8	35	41,22	1500	1550	17500				
		6,4	39	37,16	1500	1550	17500				
		7,1	43	33,62	1500	1550	17500	İRA İRF 83 İRAF	254	84	
		7,7	47	30,08	1500	1550	17500		255	83	
		8,6	52	27,12	1500	1550	17500		256	90	
		9,4	57	24,54	1500	1550	17500				
		10,4	63	22,27	1500	1550	17500				
		11,4	69	20,26	1500	1550	17500				
		12,5	76	18,47	1500	1550	17500				
		13,7	83	16,86	1500	1550	17500				
		15,0	91	15,41	1500	1550	17500				
		15,2	94	14,89	1500	1550	13000				
		17,2	106	13,23	1500	1550	13000				
		19,1	118	11,87	1500	1550	13000				
		21,2	131	10,70	1500	1550	13000				
		23,5	145	9,68	1500	1550	13000				
	25,8	159	8,79	1500	1550	13000					
	28,3	175	8,24	1500	1550	13000					
	30,4	188	7,43	1500	1550	13000					
	34,8	215	6,72	1500	1550	13000					
	38,4	237	6,10	1500	1550	13000	İRA İRF 82 İRAF	254	80		
	42,1	260	5,55	1500	1550	13000		255	79		
	44,9	277	5,06	1500	1550	13000		256	86		
	49,1	303	4,62	1500	1550	13000					
	53,8	332	4,22	1500	1550	13000					
	56,0	346	4,05	1500	1550	13000					
	61,5	380	3,69	1500	1550	13000					
	67,5	417	3,37	1500	1550	13000					
	73,8	456	3,08	1500	1550	13000					
	77,4	478	2,93	1500	1550	13000					
	84,7	523	2,67	1500	1550	13000					
	95,5	590	2,37	1500	1550	13000					
2800 Nm		0,02	0,06	22852	2800	590	25000				
		0,02	0,07	20623	2800	590	25000				
		0,03	0,08	18725	2800	590	25000				
		0,03	0,08	18426	2800	590	25000				
		0,03	0,08	17911	2800	590	25000				
		0,03	0,08	16707	2800	590	25000				
		0,03	0,08	16629	2800	590	25000				
		0,03	0,09	15663	2800	590	25000	İRA İRF 93 İR 63	277	173	
		0,03	0,09	15160	2800	590	25000		278	174	
		0,03	0,09	15098	2800	590	25000				
		0,03	0,10	14679	2800	590	25000				
		0,03	0,10	14410	2800	590	25000				
		0,03	0,10	13583	2800	590	25000				
		0,04	0,11	13137	2800	590	25000				
		0,04	0,11	13037	2800	590	25000				
		0,04	0,11	12258	2800	590	25000				
		0,04	0,12	11681	2800	590	25000				





$n_1 = 1400$ d/d
r.p.m

Servis Faktörü Service Factor Betriebsfaktor	$S_f = 1$ $S_f = 1$ $S_j = 1$	P ₁	n ₂	i	M ₂	F _{Q1}	F _{Q2}	Tip Type Typ			kg
		GÜÇ	Çıkış Devri	Tahvil	Çıkış Momenti	Rad. Yük	Rad. Yük				
		Power	Output Speeds	Ratio	Output Torque	Over Loads	Over Loads				
		Leistung	Abtriebswelle Drehzahlen	Übersetzung	Abtriebswelle Drehmomente	Querkräfte	Querkräfte				
		[kW]	[r.p.m]		[Nm]	[N]	[N]				
2800 Nm		0,04	0,12	11577	2800	590	25000				
		0,04	0,12	11130	2800	590	25000				
		0,04	0,13	10542	2800	590	25000				
		0,04	0,14	10288	2800	590	25000				
		0,05	0,15	9565	2800	590	25000				
		0,05	0,15	9309	2800	590	25000				
		0,05	0,15	9206	2800	590	25000				
		0,05	0,16	8565	2800	590	25000				
		0,05	0,17	8198	2800	590	25000				
		0,05	0,17	8006	2800	590	25000				
		0,05	0,18	7808	2800	590	25000				
		0,06	0,19	7366	2800	590	25000				
		0,06	0,19	7224	2800	590	25000				
		0,06	0,20	6881	2800	590	25000				
		0,07	0,21	6715	2800	590	25000				
		0,07	0,22	6420	2800	590	25000				
		0,07	0,22	6115	2800	590	25000				
		0,08	0,24	5918	2800	590	25000				
		0,08	0,24	5745	2800	590	25000				
		0,08	0,25	5472	2800	590	25000				
		0,09	0,27	5259	2800	590	25000				
		0,09	0,27	5169	2800	590	25000				
		0,09	0,29	4872	2800	590	25000				
		0,10	0,30	4706	2800	590	25000				
		0,10	0,30	4673	2800	590	25000				
		0,11	0,33	4294	2800	590	25000				
		0,11	0,33	4241	2800	590	25000				
		0,11	0,33	4190	2800	590	25000				
		0,12	0,36	3862	2800	590	25000				
		0,12	0,38	3693	2800	590	25000				
		0,13	0,40	3525	2800	590	25000				
		0,14	0,43	3225	2800	590	25000				
		0,15	0,47	2956	2800	590	25000				
	0,11	0,35	3954	2800	590	25000					
	0,12	0,38	3688	2800	590	25000					
	0,12	0,39	3582	2800	590	25000					
	0,13	0,42	3341	2800	590	25000					
	0,14	0,43	3241	2800	590	25000					
	0,15	0,48	2936	2800	590	25000					
	0,15	0,48	2878	2800	590	25000					
	0,17	0,54	2607	2800	590	25000					
	0,19	0,60	2336	2800	590	25000					
	0,21	0,66	2108	2800	590	25000					
	0,23	0,73	1914	2800	590	25000					
	0,28	0,87	1601	2800	590	25000					
	0,30	0,95	1473	2800	590	25000					
	0,32	1,0	1343	2800	590	25000					
	0,38	1,2	1183	2800	590	25000					
	0,41	1,3	1052	2800	590	25000					
	0,47	1,5	941	2800	590	25000					
	0,54	1,7	838	2800	590	25000					
	0,60	1,9	739	2800	590	25000					
	0,66	2,1	656	2800	590	25000					
	0,76	2,4	587	2800	590	25000					
								İRA	93 İR 63	277	173
								İRF		278	174
								İRA	93 İR 62	277	171
								İRF		278	172





n₁ = 1400 d/d
r.p.m

Servis Faktörü Service Factor Betriebsfaktor	S _f =1 S _f =1 S _f =1	P ₁	n ₂	i	M ₂	F _{Q1}	F _{Q2}	Tip Type Typ			kg				
		GÜÇ	Çıkış Devri	Tahvil	Çıkış Momenti	Rad. Yük	Rad. Yük								
		Power	Output Speeds	Ratio	Output Torque	Over Loads	Over Loads								
		Leistung	Abtriebswelle Drehzahlen	Übersetzung	Abtriebswelle Drehmomente	Querkräfte	Querkräfte								
		[kW]	[r.p.m]		[Nm]	[N]	[N]								
2800 Nm		0,82	2,6	528	2800	590	25000	İRA İRF	93 İR 62	277	171				
		0,92	2,9	478	2800	590	25000								
		1,0	3,2	434	2800	590	25000								
		1,1	3,5	398	2800	590	25000								
		1,2	3,9	360	2800	590	25000								
		1,3	4,2	330	2800	590	25000								
		1,5	4,6	302	2800	590	25000								
		1,6	5,1	275	2800	590	25000								
		1,8	5,6	251	2800	590	25000								
		1,9	6,1	230	2800	590	25000								
		2,1	6,6	210	2800	590	25000								
		1,37	4,4	315	2800	590	25000					İRA İRF	92 İR 62	277	169
		1,56	5,0	277	2800	590	25000								
		1,74	5,6	247	2800	590	25000								
		1,96	6,3	221	2800	590	25000								
	1,5	4,8	293,46	2800	2500	25000	İRA İRF İRAF	93	257	155					
	1,5	5,1	273,73	2800	2500	25000									
	1,8	5,8	240,50	2800	2500	25000									
	2,0	6,5	213,60	2800	2500	25000									
	2,2	7,3	191,38	2800	2500	25000									
	2,5	8,1	172,72	2800	2500	25000									
	2,7	8,9	156,82	2800	2500	25000									
	3,2	11	131,17	2800	2500	25000									
	3,5	12	120,68	2800	2500	25000									
	3,8	13	110,02	2800	2500	25000									
	4,4	14	96,96	2800	2500	25000									
	4,9	16	86,16	2800	2500	25000									
	5,5	18	77,10	2800	2500	25000									
	6,2	20	68,65	2800	2500	25000									
	7,0	23	60,50	2800	2500	25000									
	7,9	26	53,76	2800	2500	25000									
	8,8	29	48,11	2800	2500	25000									
	9,9	32	43,29	2800	2500	25000									
	11,0	36	39,13	2800	2500	25000									
	12,1	39	35,52	2800	2500	25000									
	13,3	43	32,34	2800	2500	25000									
	14,6	47	29,52	2800	2500	25000									
	15,9	52	27,01	2800	2500	25000									
	17,4	57	24,76	2800	2500	25000									
	18,1	60	23,38	2800	2500	20000	İRA İRF İRAF	92	257	150					
	20,6	68	20,60	2800	2500	20000									
	23,0	76	18,31	2800	2500	20000									
	25,7	85	16,38	2800	2500	20000									
	28,7	95	14,74	2800	2500	20000									
	31,7	105	13,32	2800	2500	20000									
	38,4	127	11,01	2800	2500	20000									
	42,0	139	10,05	2800	2500	20000									
	45,9	152	9,20	2800	2500	20000									
	50,8	168	8,31	2800	2500	20000									
	55,9	185	7,54	2800	2500	16000									
	61,7	204	6,87	2800	2500	16000									
	67,4	223	6,27	2800	2500	16000									







$n_1 = 1400$ d/d
r.p.m

Servis Faktörü Service Factor Betriebsfaktor	$S_f = 1$ $S_f = 1$ $S_f = 1$	P_1	n_2	i	M_2	F_{Q1}	F_{Q2}	Tip Type Typ			kg					
		GÜÇ	Çıkış Devri	Tahvil	Çıkış Momenti	Rad. Yük	Rad. Yük									
		Power	Output Speeds	Ratio	Output Torque	Over Loads	Over Loads									
		Leistung	Abtriebswelle Drehzahlen	Übersetzung	Abtriebswelle Drehmomente	Querkräfte	Querkräfte									
		[kW]	[r.p.m]		[Nm]	[N]	[N]									
2800 Nm		73,8	244	5,74	2800	2500	16000	İRA İRF 92 İRAF	257	150						
		80,4	266	5,26	2800	2500	16000									
		95,5	316	4,43	2800	2500	16000									
		103,7	343	4,08	2800	2500	16000									
		113,1	374	3,75	2800	2500	16000									
		118,2	391	3,58	2800	2500	16000									
		140,3	464	3,02	2800	2500	16000									
		152,3	504	2,78	2800	2500	16000									
		165,6	548	2,55	2800	2500	16000									
		172,6	571	2,45	2800	2500	16000									
	4300 Nm		0,03	0,06	22099	4300	1200					34000	İRA İRF 103 İR 73	279	364	
			0,03	0,07	18788	4300	1200					34000				
		0,04	0,08	16845	4300	1200	34000									
		0,04	0,09	15213	4300	1200	34000									
		0,05	0,10	13823	4300	1200	34000									
		0,05	0,11	12625	4300	1200	34000									
		0,06	0,12	11581	4300	1200	34000									
		0,06	0,13	10325	4300	1200	34000									
		0,07	0,15	9118	4300	1200	34000									
		0,08	0,17	8104	4300	1200	34000									
		0,09	0,19	7241	4300	1200	34000									
		0,10	0,21	6496	4300	1200	34000									
		0,12	0,24	5848	4300	1200	34000									
		0,13	0,27	5278	4300	1200	34000									
		0,14	0,29	4790	4300	1200	34000									
		0,16	0,33	4230	4300	1200	34000									
		0,18	0,37	3760	4300	1200	34000									
		0,20	0,41	3359	4300	1200	34000									
		0,23	0,46	3014	4300	1200	34000									
		0,25	0,51	2713	4300	1200	34000									
		0,28	0,57	2448	4300	1200	34000									
		0,25	0,51	2733	4300	1200	34000									
		0,28	0,58	2413	4300	1200	34000									
		0,32	0,65	2145	4300	1200	34000									
		0,35	0,73	1916	4300	1200	34000									
		0,41	0,85	1635	4300	1200	34000									
		0,47	0,96	1460	4300	1200	34000									
		0,49	1,0	1311	4300	1200	34000									
	0,58	1,2	1180	4300	1200	34000										
	0,63	1,3	1103	4300	1200	34000										
	0,68	1,4	986	4300	1200	34000										
	0,78	1,6	884	4300	1200	34000										
	0,87	1,8	796	4300	1200	34000										
	0,92	1,9	718	4300	1200	34000										
	1,02	2,1	650	4300	1200	34000										
	1,17	2,4	575	4300	1200	34000										
	0,58	1,2	1173	4300	1200	34000										
	0,63	1,3	1046	4300	1200	34000										
	0,73	1,5	923	4300	1200	34000										
	0,83	1,7	821	4300	1200	34000										
	0,92	1,9	733	4300	1200	34000										
	1,0	2,1	658	4300	1200	34000										
							İRA İRF 103 İR 72	279	362							
								280	364							





n₁ = 1400 d/d
r.p.m

Servis Faktörü Service Factor Betriebsfaktor	S _f =1 S _f =1 S _f =1	P ₁	n ₂	i	M ₂	F _{Q1}	F _{Q2}	Tip Type Typ			kg			
		GÜÇ	Çıkış Devri	Tahvil	Çıkış Momenti	Rad. Yük	Rad. Yük							
		Power	Output Speeds	Ratio	Output Torque	Over Loads	Over Loads							
		[kW]	[r.p.m]		[Nm]	[N]	[N]							
4300 Nm		1,1	2,3	592	4300	1200	34000	İRA İRF 103 İR 72	279	362				
		1,3	2,6	535	4300	1200	34000							
		1,4	2,9	485	4300	1200	34000							
		1,6	3,2	428	4300	1200	34000							
		1,7	3,6	381	4300	1200	34000							
		2,0	4,1	340	4300	1200	34000							
		2,2	4,5	305	4300	1200	34000							
		2,4	5,0	275	4300	1200	34000							
		2,7	5,6	248	4300	1200	34000							
		2,8	5,9	239	4300	1200	34000					İRA İRF 102 İR 72	279	352
		3,2	6,6	211	4300	1200	34000							
		3,5	7,4	188	4300	1200	34000							
		3,8	8,0	168	4300	1200	34000							
		2,6	5,5	256,048	4300	3750	30000	İRA İRF 103 İRAF	260	320				
		2,9	6,2	225,112	4300	3750	30000							
		3,2	6,7	207,689	4300	3750	30000							
		3,6	7,6	184,584	4300	3750	30000							
		4,0	8,5	165,496	4300	3750	30000							
		4,7	10	140,701	4300	3750	30000							
		5,2	11	126,151	4300	3750	30000							
		5,7	12	113,930	4300	3750	30000							
		6,6	14	103,519	4300	3750	30000							
		7,1	15	94,544	4300	3750	30000							
		7,5	16	86,727	4300	3750	30000							
		8,5	18	77,321	4300	3750	30000							
		9,4	20	68,283	4300	3750	30000							
		10,8	23	60,691	4300	3750	30000							
		12,2	26	54,223	4300	3750	30000							
		13,7	29	48,648	4300	3750	30000							
		15,1	32	43,792	4300	3750	30000							
	16,5	35	39,525	4300	3750	30000								
	18,4	39	35,870	4300	3750	30000								
	20,7	44	31,677	4300	3750	30000								
	23,6	50	28,155	4300	3750	30000								
	25,9	55	25,155	4300	3750	30000								
	29,2	62	22,568	4300	3750	30000								
	32,5	69	20,316	4300	3750	30000								
	35,8	76	18,336	4300	3750	30000								
	39,6	84	16,582	4300	3750	30000								
	43,8	93	15,019	4300	3750	30000								
	36,7	79	17,692	4300	3750	25000	İRA İRF 102 İRAF	260	310					
	41,3	89	15,624	4300	3750	25000								
	46,9	101	13,887	4300	3750	25000								
	52,4	113	12,407	4300	3750	25000								
	61,3	132	10,585	4300	3750	25000								
	68,7	148	9,457	4300	3750	25000								
	76,6	165	8,485	4300	3750	25000								
	84,9	183	7,638	4300	3750	25000								
	91,0	196	7,144	4300	3750	25000								
	101,6	219	6,382	4300	3750	25000								
	113,2	244	5,726	4300	3750	25000								
	126,2	272	5,154	4300	3750	21000								











n₁ = 1400 d/d
r.p.m

Servis Faktörü Service Factor Betriebsfaktor	S _f = 1 S _f = 1 S _f = 1	P ₁	n ₂	i	M ₂	F _{Q1}	F _{Q2}	Tip Type Typ			kg	
		GÜÇ	Çıkış Devri	Tahvil	Çıkış Momenti	Rad. Yük	Rad. Yük					
		Power	Output Speeds	Ratio	Output Torque	Over Loads	Over Loads					
		Leistung	Abtriebswelle Drehzahlen	Übersetzung	Abtriebswelle Drehmomente	Querkräfte	Querkräfte					
		[kW]	[r.p.m]		[Nm]	[N]	[N]					
4300 Nm		139,7	301	4,652	4300	3750	21000	İRA İRF İRAF	102			
		154,5	333	4,207	4300	3750	21000					
		174,5	376	3,723	4300	3750	21000					
		193,5	417	3,360	4300	3750	21000					
		213,9	461	3,039	4300	3750	21000					
		236,2	509	2,752	4300	3750	19000					
		260,3	561	2,495	4300	3750	19000					
		287,3	619	2,263	4300	3750	19000					
3450 Nm	0,49	1,3	1199,04	3450	590	41000	İRA İRF	120 İR 63				
	0,54	1,4	1096,20	3450	590	41000						
	0,60	1,5	990,08	3450	590	41000						
	0,66	1,7	896,25	3450	590	41000						
	0,68	1,7	870,80	3450	590	41000						
	0,77	1,9	773,69	3450	590	41000						
	0,91	2,3	654,65	3450	590	41000						
	1,0	2,6	576,02	3450	590	41000						
		0,62	1,6	925,92	3450	590	41000	İRA İRF	120 İR 62			
		0,75	2,0	763,13	3450	590	41000					
		0,82	2,1	698,55	3450	590	41000					
		1,0	2,7	557,41	3450	590	41000					
		1,2	3,2	475,10	3450	590	41000					
		1,3	3,3	459,72	3450	590	41000					
		1,3	3,5	430,34	3450	590	41000					
		1,7	4,3	348,39	3450	590	41000					
		1,8	4,6	322,95	3450	590	41000					
		1,9	5,1	295,82	3450	590	41000					
		2,2	5,8	260,30	3450	590	41000					
		2,4	6,2	242,82	3450	590	41000					
		2,5	6,5	231,00	3450	590	41000					
		2,8	7,4	203,88	3450	590	41000					
		2,8	7,4	203,26	3450	590	41000					
		3,3	8,6	174,87	3450	590	41000					
		1,4	3,5	425,93	3450	1200	41000	İRA İRF	120 İR 72			
		1,7	4,4	342,97	3450	1200	41000					
		1,9	4,9	307,24	3450	1200	41000					
		2,0	5,2	287,98	3450	1200	41000					
		2,1	5,5	270,52	3450	1200	41000					
		2,4	6,3	237,20	3450	1200	41000					
		2,7	7,0	213,94	3450	1200	41000					
		3,6	9,3	161,24	3450	1200	41000					
	2,7	7,0	213,14	3450	1550	41000	İRA İRF	120 İR 82				
	2,9	7,7	195,61	3450	1550	41000						
	3,2	8,3	180,63	3450	1550	41000						
	3,5	9,1	165,36	3450	1550	41000						
	5,8	15	90,50	3450	2500	38000	İRA İRF	120				
	7,3	19	72,00	3450	2500	38000						
	8,1	21	64,92	3450	2500	38000						
	11,1	29	47,61	3450	2500	38000						
	14,9	39	36,03	3450	2500	38000						
	16,9	44	31,72	3450	2500	38000						
	18,4	48	28,81	3450	2500	38000						





$n_1 = 1400$ d/d
r.p.m

Servis Faktörü Service Factor Betriebsfaktor	$S_f=1$ $S_f=1$ $S_f=1$	P_1	n_2	i	M_2	F_{Q1}	F_{Q2}	Tip Type Typ			kg	
		GÜÇ	Çıkış Devri	Tahvil	Çıkış Momenti	Rad. Yük	Rad. Yük					
		Power	Output Speeds	Ratio	Output Torque	Over Loads	Over Loads					
		Leistung	Abtriebswelle Drehzahlen	Übersetzung	Abtriebswelle Drehmomente	Querkräfte	Querkräfte					
		[kW]	[r.p.m]		[Nm]	[N]	[N]					
3450 Nm		20,7	54	25,97	3450	2500	38000	İRA İRF	120			kg
		21,8	57	24,44	3450	2500	38000					
		23,4	61	23,05	3450	2500	38000					
		29,2	76	18,51	3450	2500	38000					
		34,5	90	15,48	3450	2500	38000					
		36,5	95	14,77	3450	2500	38000					
		40,3	115	12,15	3450	2500	38000					
		49,1	128	10,89	3450	2500	38000					
		49,0	140	10,00	3450	2500	38000					
6600 Nm		0,38	0,5	2721,03	6600	590	52000	İRA İRF	136 İR 63			kg
		0,51	0,7	2018,86	6600	590	52000					
		0,55	0,7	1855,27	6600	590	52000					
		0,59	0,8	1745,22	6600	590	52000					
		0,66	0,9	1549,32	6600	590	52000					
		0,73	1,0	1416,18	6600	590	52000					
		0,77	1,0	1382,90	6600	590	52000					
		0,95	1,3	1088,11	6600	590	52000					
		1,0	1,3	1047,21	6600	590	52000					
		1,0	1,3	1043,45	6600	590	52000					
		1,2	1,6	875,09	6600	590	52000					
		1,2	1,6	891,45	6600	590	52000					
		1,3	1,8	788,24	6600	590	52000					
		1,4	1,8	759,57	6600	590	52000					
		1,4	1,8	755,69	6600	590	52000					
		2,0	2,6	528,93	6600	590	52000					
		1,4	1,9	740,44	6600	590	52000					
		1,4	1,9	713,50	6600	590	52000					
		1,4	1,9	709,86	6600	590	52000					
		1,9	2,6	526,68	6600	590	52000					
		2,1	2,8	496,85	6600	590	52000					
		2,5	3,4	409,35	6600	590	52000					
		2,8	3,8	366,57	6600	590	52000					
		3,0	4,0	352,45	6600	590	52000					
		3,9	5,2	271,03	6600	590	52000					
		1,6	2,1	660,60	6600	1200	52000					
		1,8	2,4	594,90	6600	1200	52000					
		2,1	2,8	498,44	6600	1200	52000					
		2,4	3,2	443,28	6600	1200	52000					
		2,9	3,9	357,47	6600	1200	52000					
	3,6	4,8	293,81	6600	1200	52000						
	3,7	5,0	279,03	6600	1200	52000						
	4,2	5,6	248,15	6600	1200	52000						
	4,6	6,2	227,14	6600	1200	52000						
	5,0	6,7	207,73	6600	1200	52000						
	5,9	7,9	176,28	6600	1200	52000						
	2,9	3,9	364,57	6600	1550	52000						
	3,3	4,4	324,22	6600	1550	52000						
	3,6	4,9	290,31	6600	1550	52000						
	4,3	5,7	247,96	6600	1550	52000						
	5,2	6,9	204,71	6600	1550	52000						
	6,2	8,3	170,39	6600	1550	52000						
	6,4	8,6	164,35	6600	1550	52000						





n₁ = 1400 d/d
r.p.m

Servis Faktörü Service Factor Betriebsfaktor	S _f =1 S _f =1 S _f =1	P ₁	n ₂	i	M ₂	F _{Q1}	F _{Q2}	Tip Type Typ			kg
		GÜÇ	Çıkış Devri	Tahvil	Çıkış Momenti	Rad. Yük	Rad. Yük				
		Power	Output Speeds	Ratio	Output Torque	Over Loads	Over Loads				
		Leistung	Abtriebswelle Drehzahlen	Übersetzung	Abtriebswelle Drehmomente	Querkräfte	Querkräfte				
		[kW]	[r.p.m]		[Nm]	[N]	[N]				
5400-6600 Nm	9,5	13	104,62	6600	4300	45000	İRA İRF 136	264	343		
	11	15	95,48	6200	4300	45000					
	11,7	16	87,6	6200	4300	45000					
	12,5	17	80,73	6200	4300	45000					
	14,7	20	69	6200	4300	45000					
	16,1	23	61,36	6300	4300	45000					
	17,5	25	54,94	6300	4300	45000					
	19,6	28	49,48	6300	4300	45000					
	23,8	34	41,46	6300	4300	45000					
	26,6	38	36,87	6300	4300	45000					
	29,4	42	33,01	6300	4300	45000					
	32,9	47	29,73	6300	4300	45000					
	36,4	52	26,9	6300	4300	45000					
	39,9	57	24,43	6300	4300	45000					
	44,1	63	22,27	6300	4300	45000					
	49,0	70	20,35	6300	4300	45000					
	52,6	75	18,89	6300	4300	45000					
	56,1	80	17,16	6300	4300	45000					
	63,1	90	15,64	6300	4300	45000					
	70,1	100	14,29	6300	4300	45000					
63,1	105	13,29	5400	4300	45000						
72,1	120	11,7	5400	4300	45000						
81,1	135	10,38	5400	4300	45000						
10500 Nm	0,40	0,33	4099,41	10500	590	69000	İRA İRF 151 İR 63	287	487		
	0,47	0,39	3469,26	10500	590	69000					
	0,53	0,44	3097,86	10500	590	69000					
	0,64	0,53	2552,42	10500	590	69000					
	0,69	0,57	2390,20	10500	590	69000					
	0,79	0,65	2076,56	10500	590	69000					
	0,83	0,69	2005,04	10500	590	69000					
	0,92	0,76	1790,46	10500	590	69000					
	0,98	0,82	1690,37	10500	590	69000					
	1,1	0,93	1509,47	10500	590	69000					
	1,2	0,96	1444,14	10500	590	69000					
	1,3	1,1	1289,63	10500	590	69000					
	1,3	1,1	1289,59	10500	590	69000					
	1,6	1,3	1049,16	10500	590	69000					
	1,7	1,5	963,50	10500	590	69000					
	1,9	1,6	868,43	10500	590	69000					
	1,9	1,6	860,38	10500	590	69000					
	2,4	2,0	699,98	10500	590	69000					
	3,5	2,9	471,36	10500	590	69000					
	2,1	1,7	808,20	10500	590	69000				İRA İRF 151 İR 62	287
2,5	2,1	665,88	10500	590	69000						
2,9	2,4	571,65	10500	590	69000						
3,4	2,9	489,45	10500	590	69000						
1,6	1,4	1012,06	10500	1200	69000	İRA İRF 151 İR 72	288	506			
2,1	1,7	807,34	10500	1200	69000						
2,2	1,9	747,36	10500	1200	69000						
2,3	1,9	735,26	10500	1200	69000						
2,8	2,4	586,53	10500	1200	69000						
3,4	2,9	485,49	10500	1200	69000						





n₁ = 1400 d/d
r.p.m

Servis Faktörü Service Factor Betriebsfaktor	S _f =1 S _f =1 S _f =1	P ₁	n ₂	i	M ₂	F _{Q1}	F _{Q2}	Tip Type Typ			kg
		GÜÇ	Çıkış Devri	Tahvil	Çıkış Momenti	Rad. Yük	Rad. Yük				
		Power	Output Speeds	Ratio	Output Torque	Over Loads	Over Loads				
		Leistung	Abtriebswelle Drehzahlen	Übersetzung	Abtriebswelle Drehmomente	Querkräfte	Querkräfte				
		[kW]	[r.p.m]		[Nm]	[N]	[N]				
10500 Nm	4,1	3,5	403,65	10500	1200	69000	İRA İRF	151 İR 72	288	506	
	4,4	3,7	376,84	10500	1200	69000					
	6,0	5,0	278,72	10500	1200	69000					
	6,8	5,7	244,45	10500	1200	69000					
	2,9	2,4	586,63	10500	1200	69000	İRA İRF	151 İR 73	288	508	
	3,5	2,9	485,57	10500	1200	69000					
	3,9	3,2	436,68	10500	1200	69000					
	4,7	3,9	359,13	10500	1200	69000					
	5,5	4,6	306,48	10500	1200	69000	İRA İRF	151 İR 82	289	543	
	2,8	2,4	590,59	10500	1550	69000					
	3,5	2,9	479,79	10500	1550	69000					
	3,9	3,3	431,48	10500	1550	69000					
	4,0	3,3	429,06	10500	1550	69000					
	4,7	4,0	355,15	10500	1550	69000					
	5,7	4,8	292,73	10500	1550	69000					
	5,9	4,9	288,93	10500	1550	69000					
	6,9	5,8	244,27	10500	1550	69000					
	8,3	7,0	201,67	10500	1550	69000					
	9240-10400 Nm	16,3	16	90,364	9300	5000	60000	İRA İRF	151	265	488
		19,4	19	75,868	9300	5000	60000				
		21,4	21	67,166	9300	5000	60000				
		23,8	23	59,978	9300	5000	60000				
		29,8	29	48,796	9250	5000	60000				
		40,5	35	40,390	10400	5000	60000				
		44,7	39	36,323	10300	5000	60000				
		49,3	43	32,859	10300	5000	60000				
		53,8	47	29,873	10300	5000	60000				
		59,0	51	27,273	10400	5000	60000				
64,2		56	24,833	10300	5000	60000					
71,0		62	22,671	10300	5000	60000					
76,8		70	20,772	10300	5000	60000					
83,7		73	19,089	10300	5000	60000					
85,5		75	18,795	10250	5000	60000					
93,5		82	17,002	10250	5000	60000					
97,7		87	16,126	10250	5000	60000					
106,6		93	15,003	10300	5000	60000					
110,6		98	14,363	10300	5000	60000					
120,9		106	13,200	10250	5000	60000					
128		114	12,280	10250	5000	60000					
142,4		123	11,388	10400	5000	60000					
141,3		124	11,285	10400	5000	60000					
151,5		135	10,344	10400	5000	60000					
166,1		148	9,435	10400	5000	60000					
174		155	9,023	10400	5000	60000					
181,8		162	8,636	10400	5000	60000					
198,7		177	7,928	10400	5000	60000					
205,4		183	7,639	10400	5000	60000					
215,5		192	7,297	10400	5000	60000					
225,6		201	6,967	10400	5000	60000					
235,7		210	6,663	10400	5000	60000					
246,9	220	6,377	10400	5000	60000						
268,3	239	5,854	10400	5000	60000						



n₁ = 1400 d/d
r.p.m

Servis Faktörü Service Factor Betriebsfaktor	S _r =1 S _r =1 S _f =1	P ₁	n ₂	i	M ₂	F _{Q1}	F _{Q12}	Tip Type Typ			kg
		GÜÇ	Çıkış Devri	Tahvil	Çıkış Momenti	Rad. Yük	Rad. Yük				
		Power	Output Speeds	Ratio	Output Torque	Over Loads	Over Loads				
		Leistung	Abtriebswelle Drehzahlen	Übersetzung	Abtriebswelle Drehmomente	Querkräfte	Querkräfte				
		[kW]	[r.p.m]		[Nm]	[N]	[N]				
9240-10400 Nm		10,2	257	5,454	9300	5000	60000	İRA İRF 151			
		12,2	268	5,220	9300	5000	60000				
		13,2	292	4,792	9300	5000	60000				
		15,3	372	3,759	9300	5000	60000				
18330 Nm		17,1	8,5	165,414	18330	6000	85000	İRA İRF 181			
		19,3	9,6	145,399	18330	6000	85000				
		20,1	10	138,808	18330	6000	85000				
		22,1	11	132,705	18330	6000	85000				
		24,1	12	121,763	18330	6000	85000				
		26,1	13	112,232	18330	6000	80000				
		32,1	16	85,188	18330	6000	80000				
		38,2	19	75,308	18330	6000	80000				
		42,2	21	67,935	18330	6000	80000				
		56,2	28	50,881	18330	6000	80000				
		62,3	31	45,734	18330	6000	80000				
		68,3	34	41,350	18330	6000	75000				
		74,3	37	37,963	18330	6000	75000				
		82,3	41	34,324	18330	6000	75000				
		90,4	45	31,187	18330	6000	70000				
		98,4	49	28,454	18330	6000	70000				
		108,5	54	26,053	18330	6000	70000				
		130,5	65	21,694	18330	6000	65000				
		140,6	70	19,923	18330	6000	65000				
		152,6	76	18,344	18330	6000	65000				
		166,7	83	16,926	18330	6000	65000				
		172,1	87	16,027	18330	6000	65000				
		180,7	90	15,544	18330	6000	60000				
		199,8	101	13,912	18330	6000	60000				
		227,5	115	12,200	18330	6000	60000				
		257,2	130	10,785	18330	6000	55000				
		288,8	146	9,597	18330	6000	55000				
		316,5	160	8,772	18330	6000	55000				
	354,1	179	7,806	18330	6000	55000					





n₁ = 900 d/d
r.p.m

Servis Faktörü Service Factor Betriebsfaktor	S _f = 1 S _f = 1 S _f = 1	P ₁	n ₂	i	M ₂	F _{Q1}	F _{Q2}	Tip Type Typ		kg	
		GÜÇ	Çıkış Devri	Tahvil	Çıkış Momenti	Rad. Yük	Rad. Yük				
		Power Leistung	Output Speeds Abtriebswelle Drehzahlen	Ratio Übersetzung	Output Torque Abtriebswelle Drehmomente	Over Loads Querkräfte	Over Loads Querkräfte				
		[kW]	[r.p.m]		[Nm]	[N]	[N]				
85 Nm		0,16	17	53,331	85	390	2100	İRA İRF 43 İRAF		236	9
		0,18	19	46,977	85	390	2100			237	10
										238	10
150 Nm		0,14	8,5	105,66	150	475	4250	İRA İRF 53 İRAF		239	11
		0,16	10	88,98	150	475	4250			240	11
		0,19	12	77,16	150	475	4250			241	13
410 Nm		0,31	7	127,94	410	590	7300	İRA İRF 631 İRAF		242	19
		0,34	7,5	119,40	410	590	7300			243	19
		0,43	9,5	96,27	410	590	7300			244	21
		0,45	10	87,81	410	590	7300				
		0,31	7	127,94	410	590	7300	İRA İRF 63 İRAF		245	19
		0,34	7,5	119,40	410	590	7300			246	19
		0,43	9,5	96,27	410	590	7300			247	21
		0,45	10	87,81	410	590	7300				
600 Nm		0,39	5,9	152,090	600	1000	10100	İRA İRF 731 İRAF		248	40
		0,43	6,6	134,933	600	1000	10100			249	43
		0,51	7,7	116,652	600	1000	10100			250	46
		0,59	8,9	100,847	600	1000	10100				
870 Nm		0,57	6	154,46	870	1200	12100	İRA İRF 73 İRAF		251	41
		0,62	6,5	133,53	870	1200	12100			252	44
		0,81	8,5	103,60	870	1200	12100			253	47
		0,95	10	91,36	870	1200	12100				
1500 Nm		0,59	3,6	250,50	1500	1550	17500	İRA İRF 83 İRAF		254	84
		0,66	4	221,16	1500	1550	17500			255	83
		0,71	4,3	208,58	1500	1550	17500			256	90
		0,79	4,8	186,71	1500	1550	17500				
		0,87	5,3	168,34	1500	1550	17500				
2800 Nm		0,92	3	293,46	2800	2500	25000	İRA İRF 93 İRAF		257	155
		1,0	3,3	273,73	2800	2500	25000			258	155
		1,1	3,7	240,50	2800	2500	25000			259	157
		1,3	4,2	213,60	2800	2500	25000				
4300 Nm		1,7	3,5	256,04	4300	3750	34000	İRA İRF 103 İRAF		260	320
		1,9	4	225,11	4300	3750	34000			261	322
		2,0	4,3	207,68	4300	3750	34000			262	324
		2,3	4,9	184,58	4300	3750	34000				
		2,6	5,4	165,49	4300	3750	34000				
		3,0	6,4	140,70	4300	3750	34000				
		3,4	7,1	126,15	4300	3750	34000				
3450 Nm		0,43	1,1	896,25	3450	590	41000	İRA İRF 120 İR 62		281	193
		0,68	1,7	576,02	3450	590	41000			281	197
		0,95	2,4	409,16	3450	590	41000				
		1,13	2,9	343,56	3450	590	41000				
		0,25	0,62	1610,50	3450	590	41000			İRA İRF 120 İR 63	281
								281	198		
6600 Nm		0,27	0,35	2586,86	6600	590	52000	İRA İRF 136 İR 63		284	348
		0,41	0,54	1695,84	6600	590	52000			284	335
		0,58	0,76	1193,92	6600	590	52000				
		0,75	0,99	917,34	6600	590	52000				
		1,2	1,5	588,29	6600	590	52000				





n₁ = 900 d/d
 r.p.m

Servis Faktörü Service Factor Betriebsfaktor	S _f =1 S _f =1 S _f =1	P ₁	n ₂	İ	M ₂	F _{Q1}	F _{Q1/2}	Tip Type Typ	 	kg
		GÜÇ	Çıkış Devri	Tahvil	Çıkış Momenti	Rad. Yük	Rad. Yük			
		Power	Output Speeds	Ratio	Output Torque	Over Loads	Over Loads			
		Leistung	Abtriebswelle Drehzahlen	Übersetzung	Abtriebswelle Drehmomente	Querkräfte	Querkräfte			
		[kW]	[r.p.m]		[Nm]	[N]	[N]			
10500 Nm		0,27	0,22	4099,41	10500	590	69000	İRA İRF	151 İR 63	287 487 287 485
		0,43	0,36	2552,42	10500	590	69000			
		0,61	0,51	1790,46	10500	590	69000			
		0,89	0,74	1228,05	10500	590	69000			
		1,08	0,90	1016,50	10500	590	69000			
9240-10400 Nm		10,2	10	90,364	9300	5000	60000	İRA İRF	151	265 488 265 495
		12,2	12	75,868	9300	5000	60000			
		13,2	13	67,166	9300	5000	60000			
		15,3	15	59,978	9300	5000	60000			
18330 Nm		10,7	5,4	165,414	18330	6000	85000	İRA İRF	181	266 980 266 985
		12,3	6,2	145,399	18330	6000	85000			
		12,9	6,5	138,808	18330	6000	85000			
		13,5	6,8	132,705	18330	6000	85000			
		14,6	7,4	121,763	18330	6000	85000			
		15,8	8	112,232	18330	6000	85000			





n₁ = 700 d/d
r.p.m

Servis Faktörü Service Factor Betriebsfaktor	S _f =1 S _f =1 S _j =1	P ₁	n ₂	i	M ₂	F _{Q1}	F _{Q2}	Tip Type Typ		kg	
		GÜÇ	Çıkış Devri	Tahvil	Çıkış Momenti	Rad. Yük	Rad. Yük				
		Power Leistung	Output Speeds Abtriebswelle Drehzahlen	Ratio Übersetzung	Output Torque Abtriebswelle Drehmomente	Over Loads Querkräfte	Over Loads Querkräfte				
		[kW]	[r.p.m]		[Nm]	[N]	[N]				
600 Nm		0,30	4,6	152,090	600	1000	10100	İRA İRF 731 İRAF		248	40
		0,34	5,2	134,933	600	1000	10100			249	43
										250	46
1500 Nm		0,46	2,8	250,50	1500	1550	17500	İRA İRF 83 İRAF		254	84
		0,51	3,1	221,16	1500	1550	17500			255	83
		0,54	3,3	208,58	1500	1550	17500			256	90
2800 Nm		0,74	2,4	293,46	2800	2500	25000	İRA İRF 93 İRAF		257	155
		0,80	2,6	273,73	2800	2500	25000			258	155
		0,89	2,9	240,50	2800	2500	25000			259	157
4300 Nm		1,3	2,7	256,04	4300	3750	34000	İRA İRF 103 İRAF			
		1,5	3,1	225,11	4300	3750	34000				
		1,6	3,4	207,68	4300	3750	34000				
		1,8	3,8	184,58	4300	3750	34000				
		2,0	4,2	165,49	4300	3750	34000				
		2,4	5	140,70	4300	3750	34000				
3450 Nm		0,37	0,96	727,29	3450	590	41000	İRA İRF 120 İR 62			
		0,39	1,0	698,55	3450	590	41000				
		0,44	1,1	622,54	3450	590	41000				
		0,59	1,5	459,72	3450	590	41000				
		0,11	0,28	2539,97	3450	590	41000	İRA İRF 120 İR 63			
		0,13	0,32	2169,45	3450	590	41000				
		0,14	0,36	1928,28	3450	590	41000				
		0,17	0,43	1631,60	3450	590	41000				
		0,18	0,46	1521,93	3450	590	41000				
		0,22	0,55	1282,81	3450	590	41000				
		0,24	0,61	1148,60	3450	590	41000				
		0,25	0,64	1096,20	3450	590	41000				
		0,27	0,69	1010,65	3450	590	41000				
		0,33	0,84	829,95	3450	590	41000				
		0,34	0,85	824,67	3450	590	41000				
	0,48	1,2	576,02	3450	590	41000					
6600 Nm		0,74	0,99	709,86	6600	590	52000	İRA İRF 136 İR 62			
		0,08	0,11	6466,41	6600	590	52000	İRA İRF 136 İR 63			
		0,11	0,15	4766,77	6600	590	52000				
		0,12	0,16	4256,64	6600	590	52000				
		0,14	0,19	3660,46	6600	590	52000				
		0,19	0,24	2858,32	6600	590	52000				
		0,25	0,33	2144,03	6600	590	52000				
		0,26	0,34	2076,56	6600	590	52000				
		0,30	0,40	1743,35	6600	590	52000				
		0,41	0,54	1298,44	6600	590	52000				
		0,44	0,58	1205,72	6600	590	52000				
10500 Nm		0,13	0,11	6466,41	10500	590	69000	İRA İRF 151 İR 63			
		0,18	0,15	4766,77	10500	590	69000				
		0,20	0,16	4256,64	10500	590	69000				
		0,23	0,19	3660,46	10500	590	69000				
		0,29	0,24	2858,32	10500	590	69000				
		0,39	0,33	2144,03	10500	590	69000				
		0,41	0,34	2076,56	10500	590	69000				



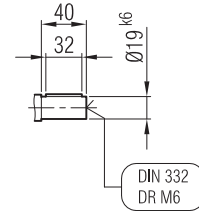
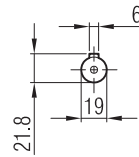
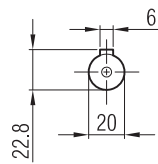
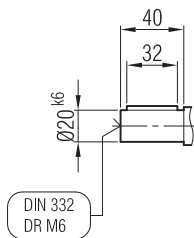
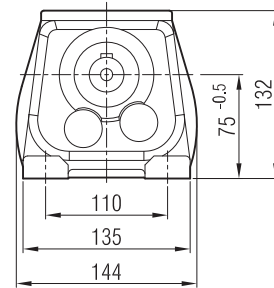
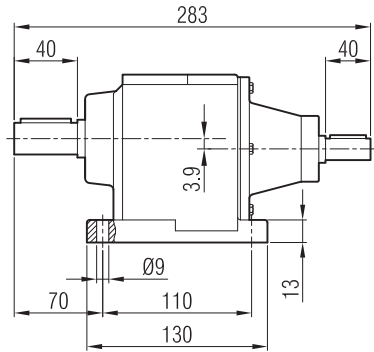
n₁ = 700 d/d
r.p.m

Servis Faktörü Service Factor Betriebsfaktor	S _f = 1 S _f = 1 S _f = 1	P ₁	n ₂	İ	M ₂	F _{Q1}	F _{Q1/2}	Tip Type Typ	 	kg		
		GÜÇ	Çıkış Devri	Tahvil	Çıkış Momenti	Rad. Yük	Rad. Yük					
		Power	Output Speeds	Ratio	Output Torque	Over Loads	Over Loads					
		Leistung	Abtriebswelle Drehzahlen	Übersetzung	Abtriebswelle Drehmomente	Querkräfte	Querkräfte					
		[kW]	[r.p.m]		[Nm]	[N]	[N]					
18330 Nm		8,3	4,2	165,414	18330	6000	85000	İRA İRF 181				
		9,5	4,8	145,399	18330	6000	85000				265	980
		9,9	5	138,808	18330	6000	85000				265	985



İRA 42

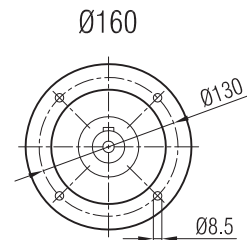
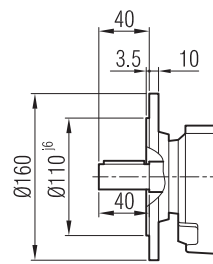
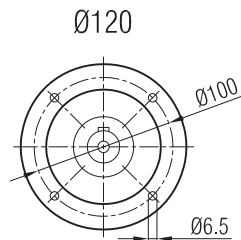
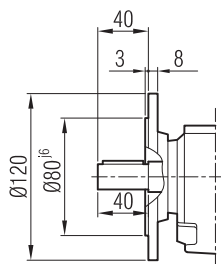
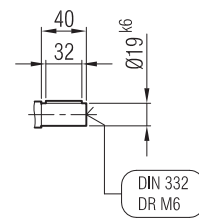
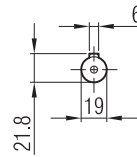
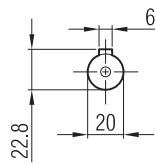
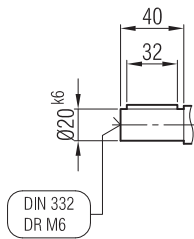
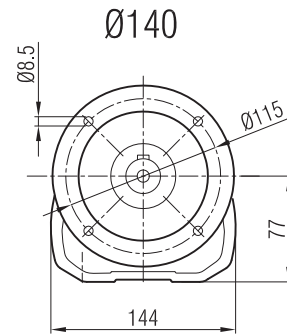
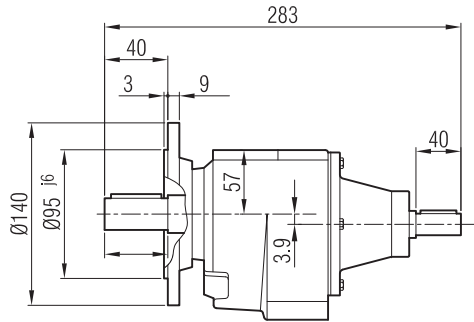
İRA 43





İRF 42

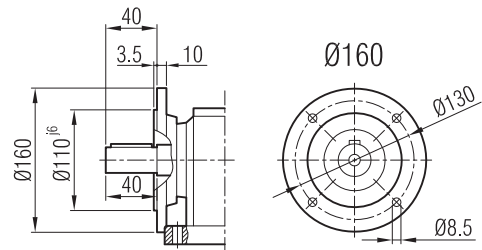
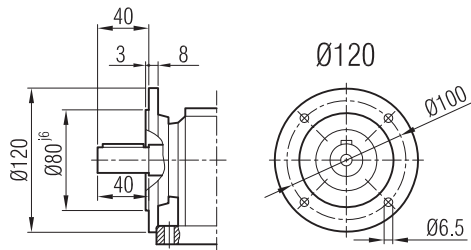
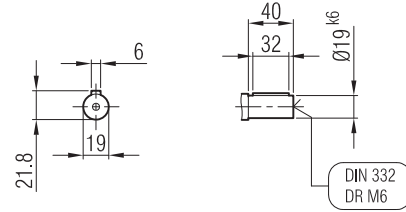
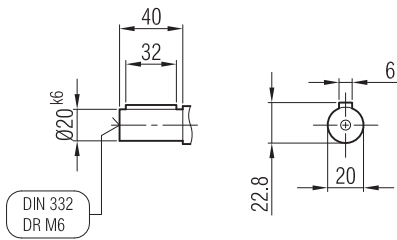
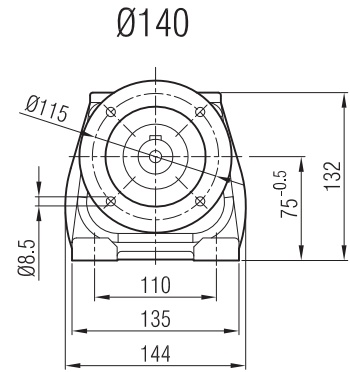
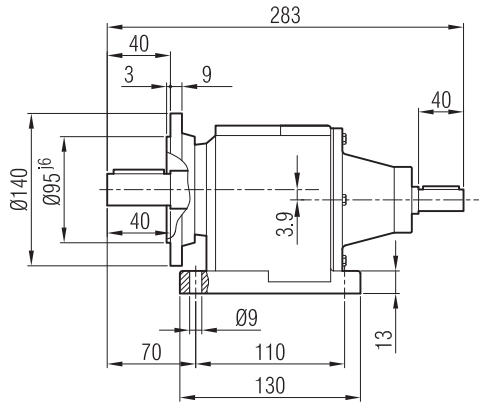
İRF 43





İRAF 42

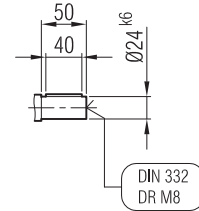
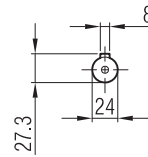
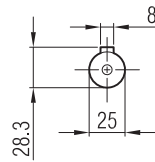
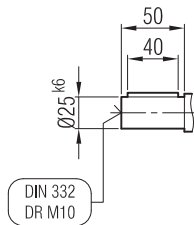
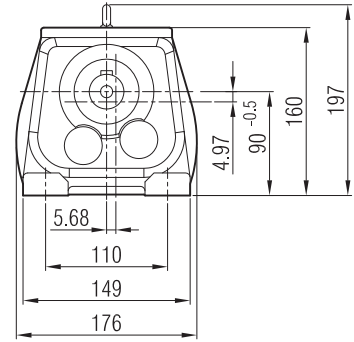
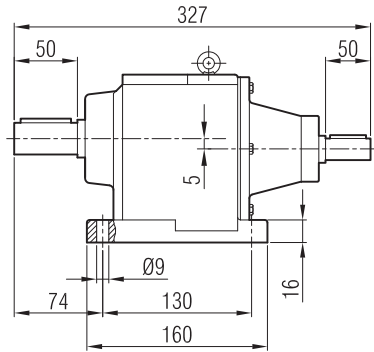
İRAF 43





İRA 52

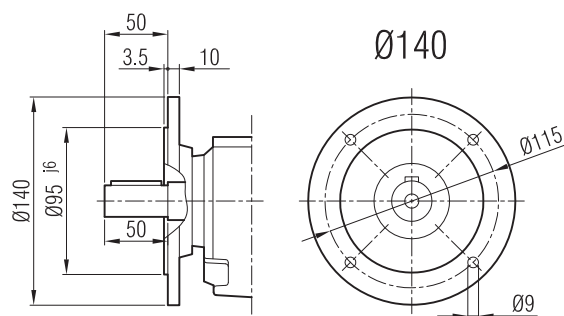
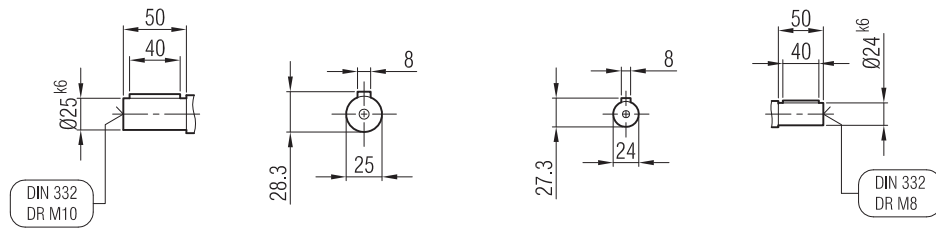
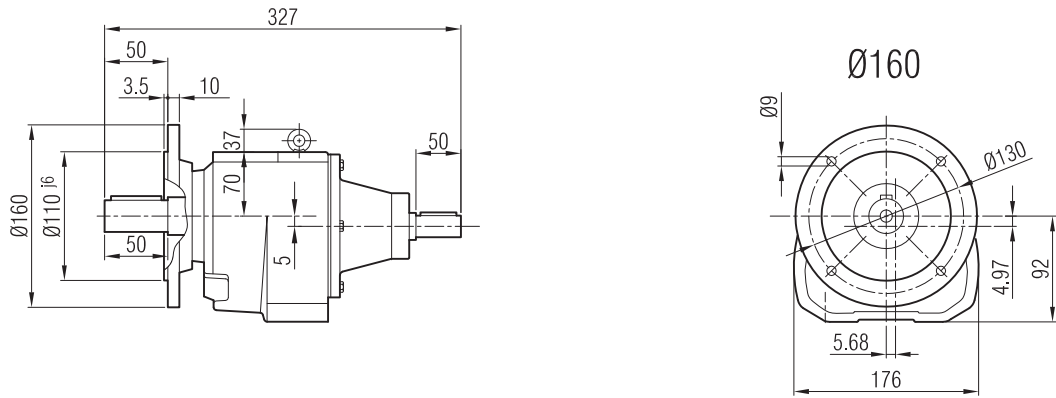
İRA 53





İRF 52

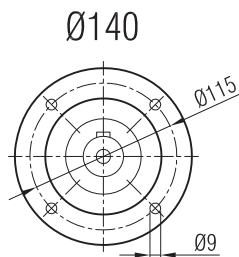
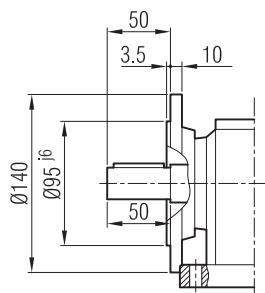
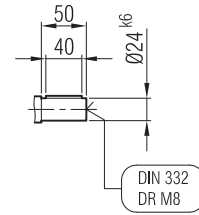
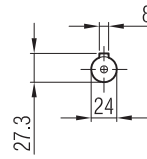
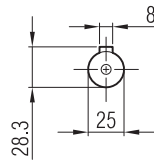
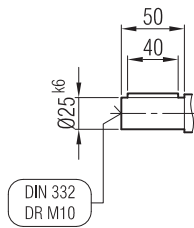
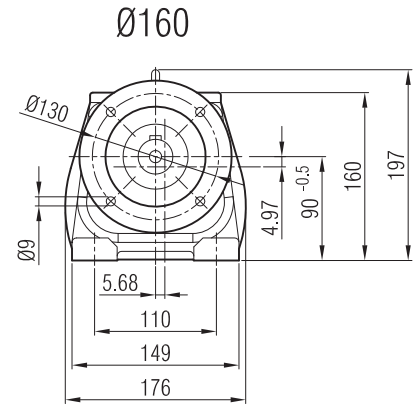
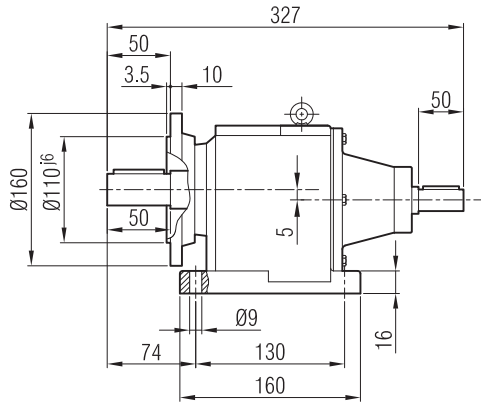
İRF 53





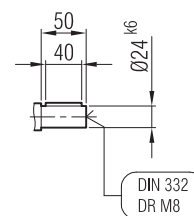
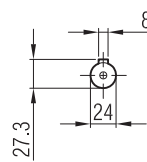
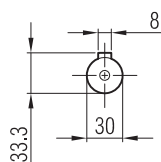
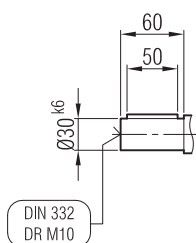
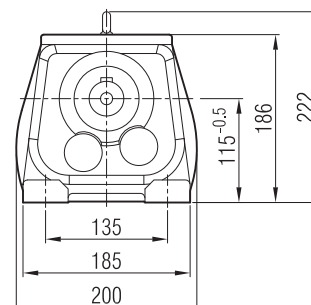
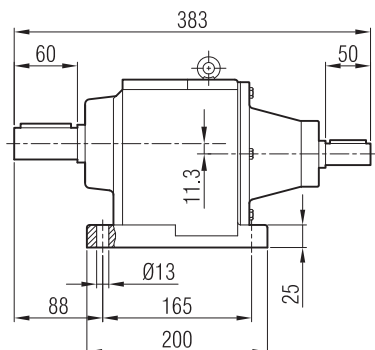
İRAF 52

İRAF 53





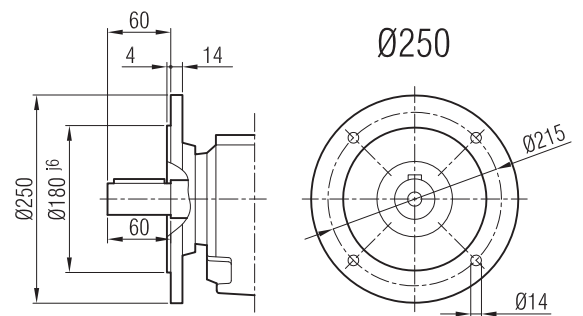
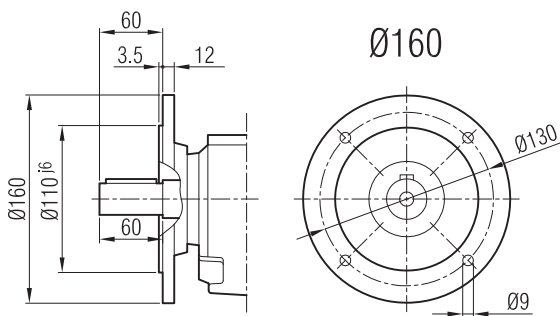
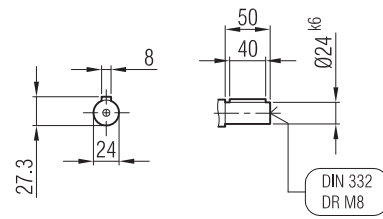
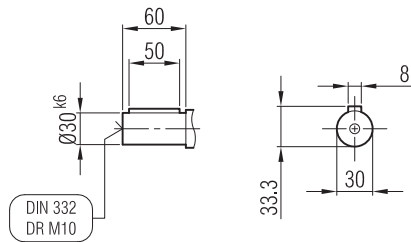
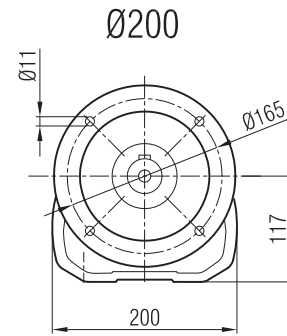
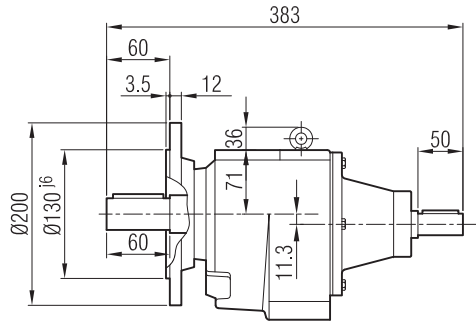
İRA 621
İRA 631





İRF 621

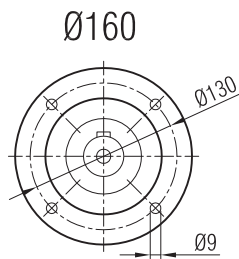
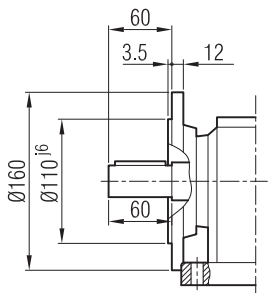
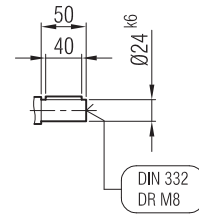
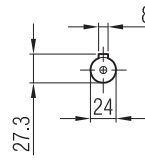
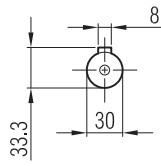
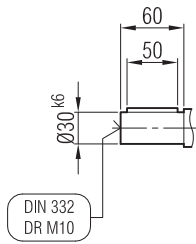
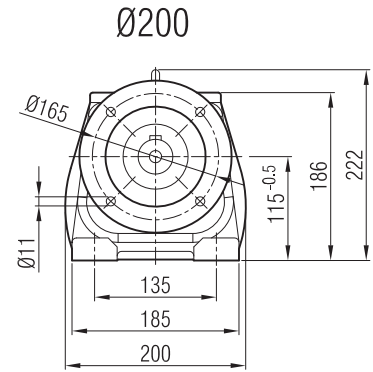
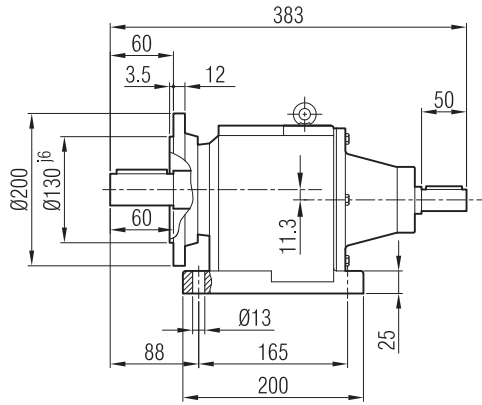
İRF 631





İRAF 621

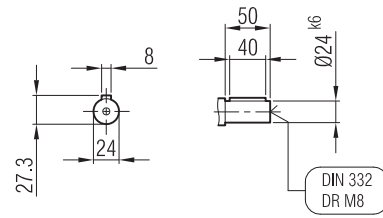
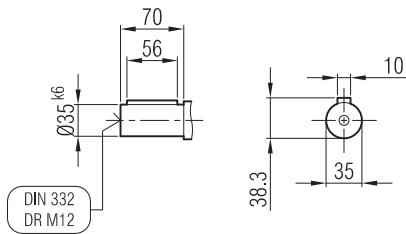
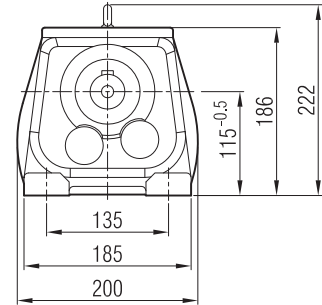
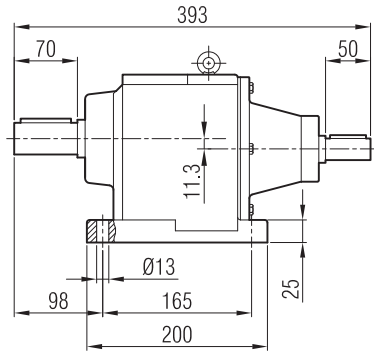
İRAF 631





İRA 62

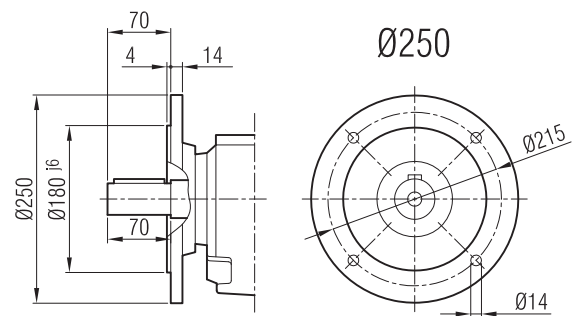
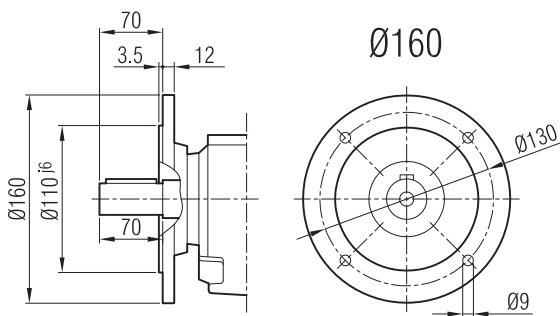
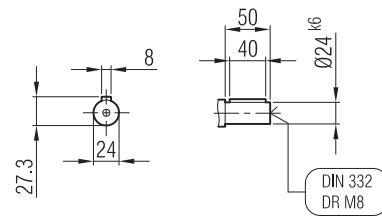
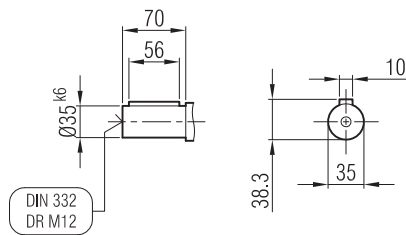
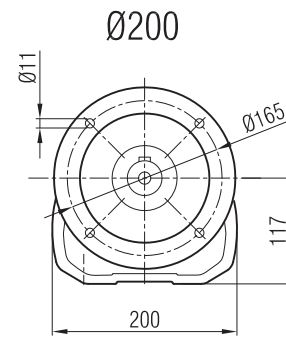
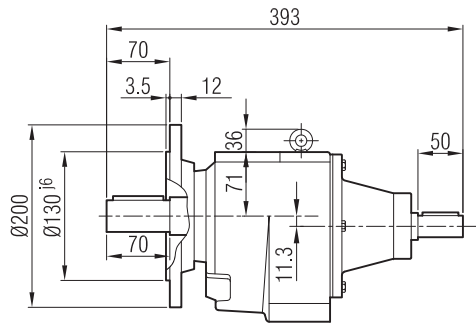
İRA 63





İRF 62

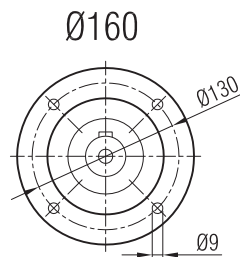
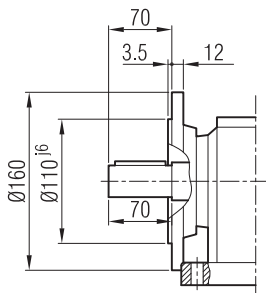
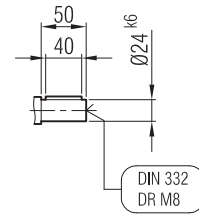
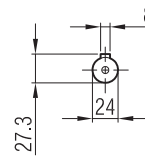
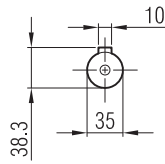
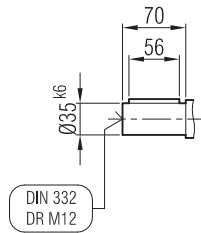
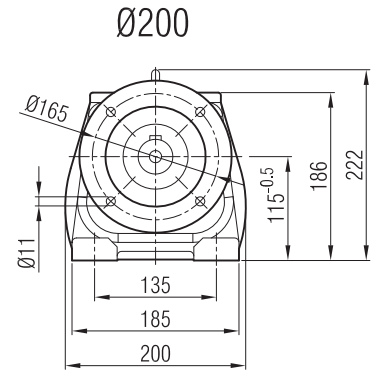
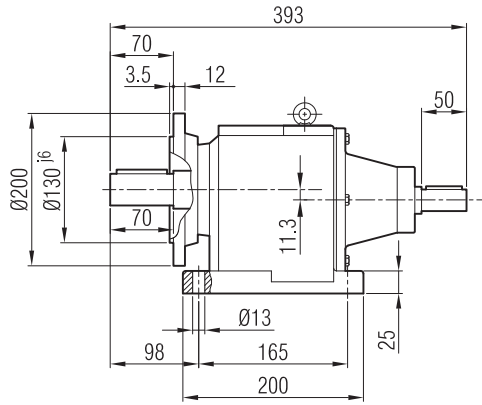
İRF 63





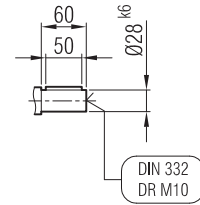
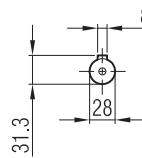
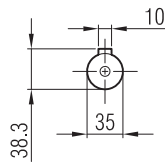
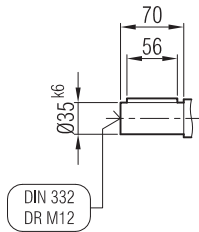
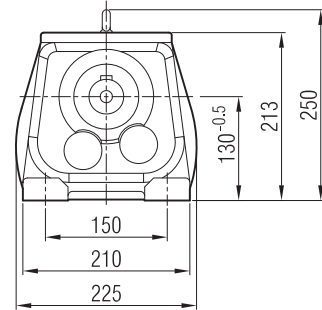
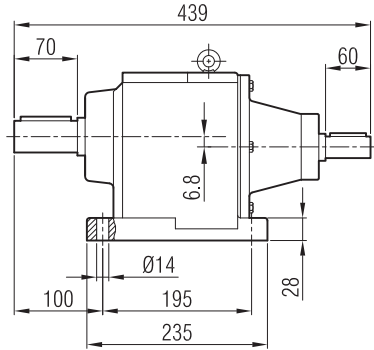
İRAF 62

İRAF 63





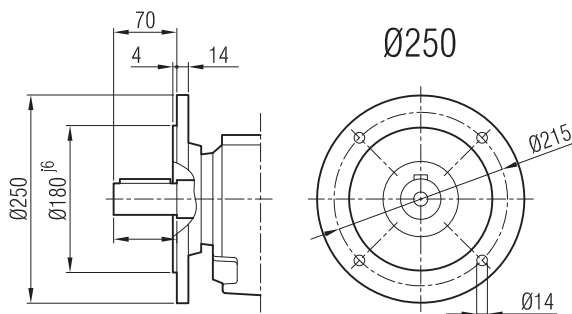
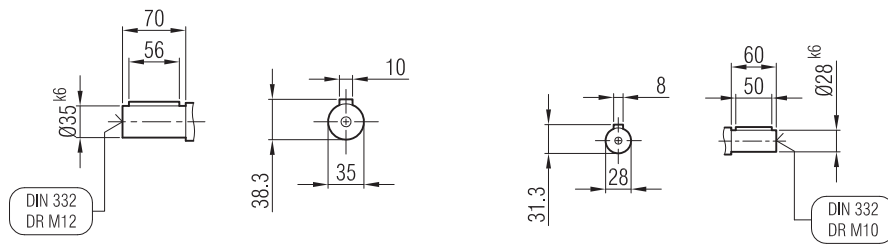
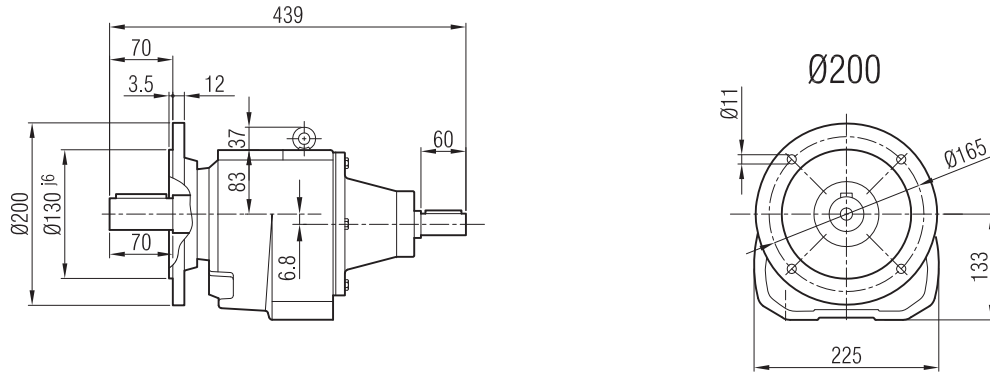
İRA 721
İRA 731





İRF 721

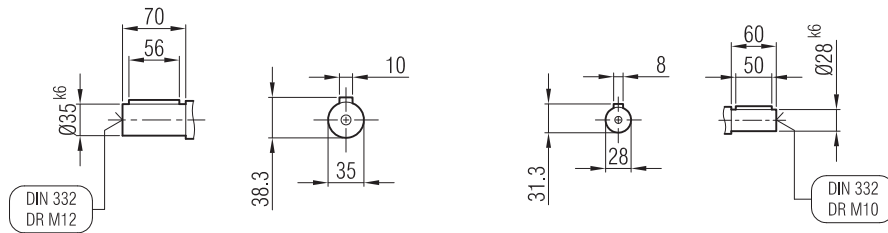
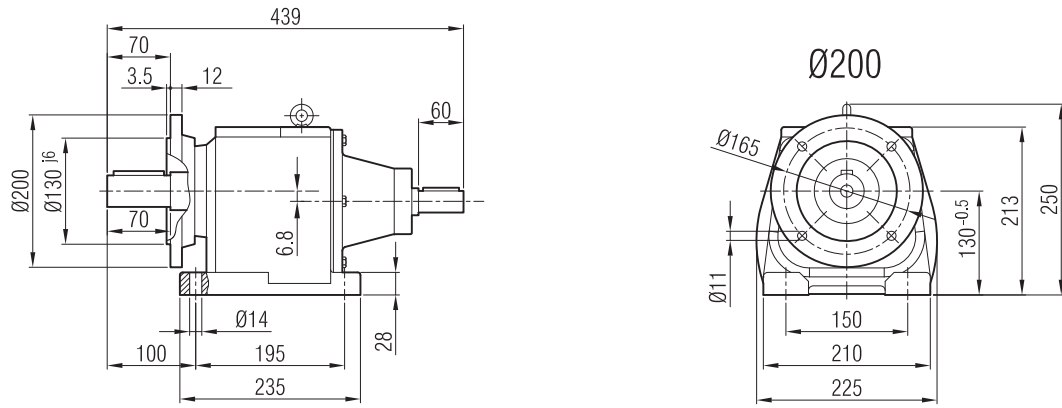
İRF 731





İRAF 721

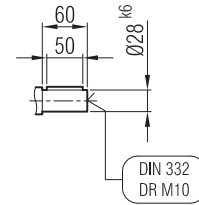
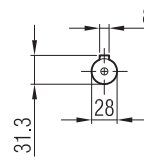
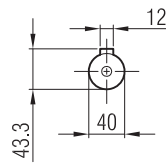
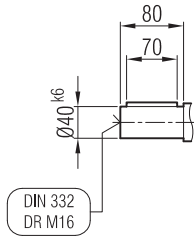
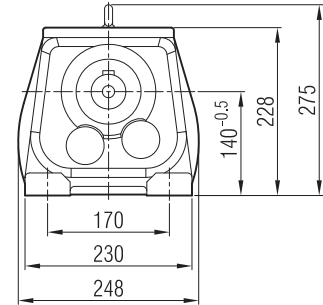
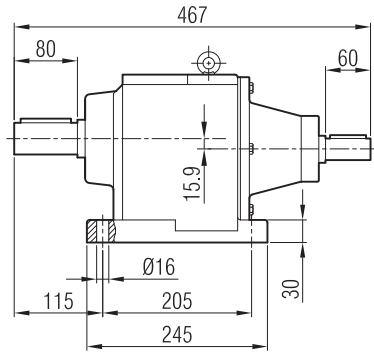
İRAF 731





İRA 72

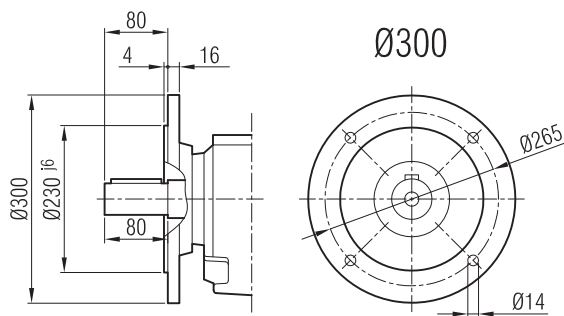
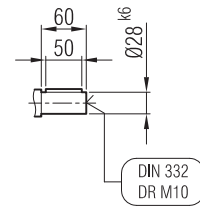
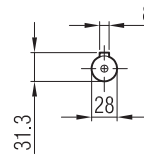
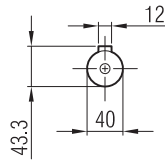
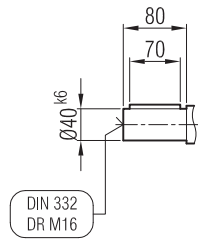
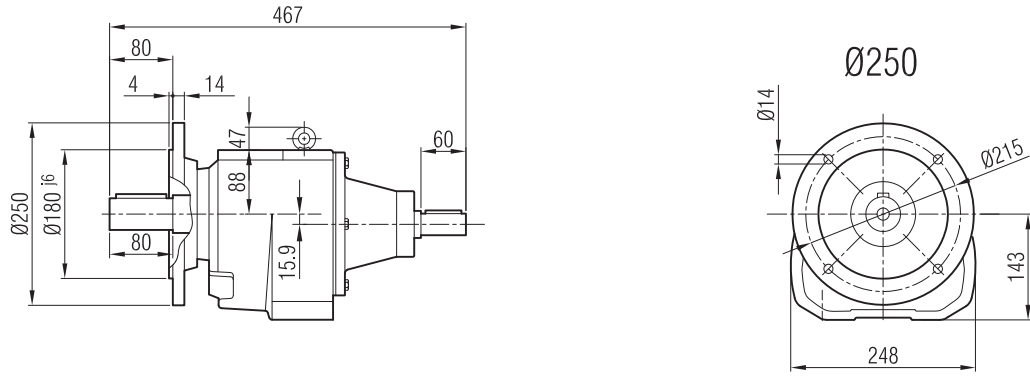
İRA 73





İRF 72

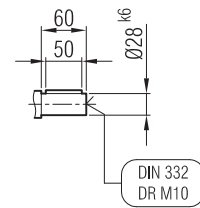
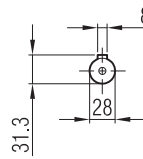
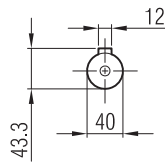
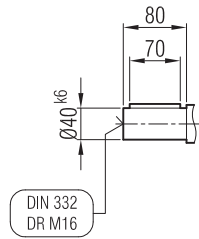
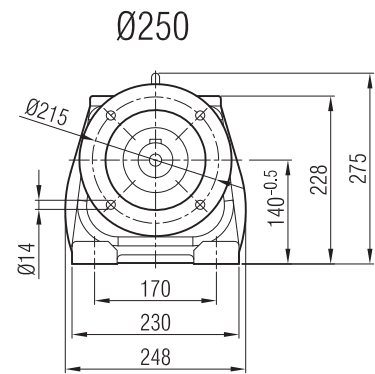
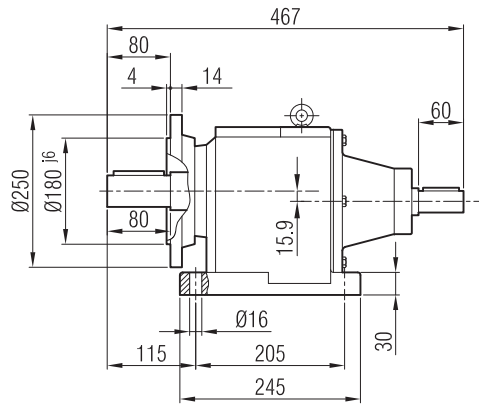
İRF 73





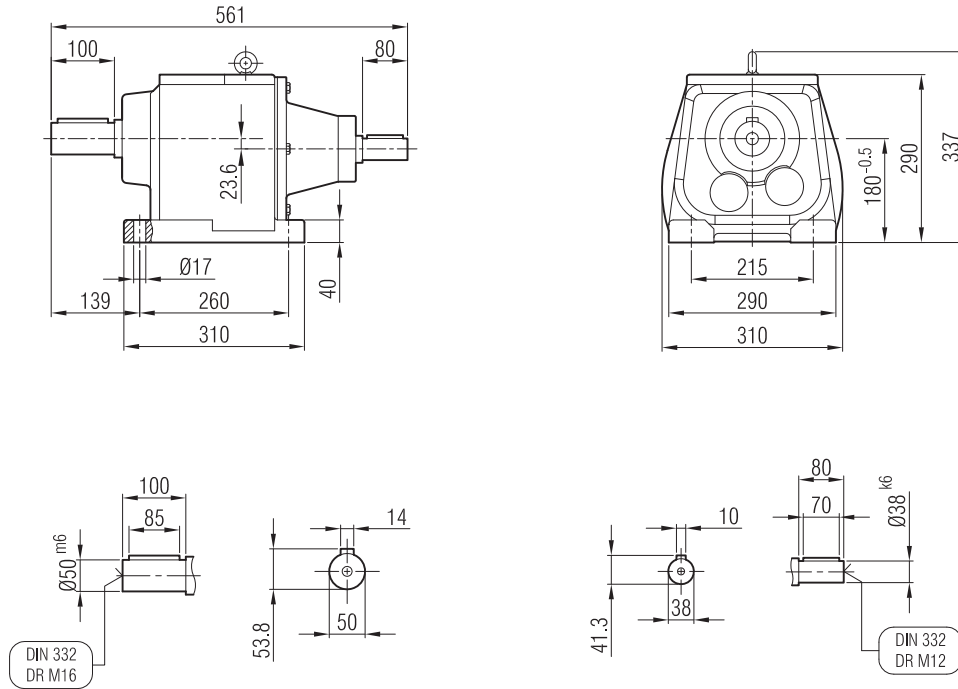
İRAF 72

İRAF 73



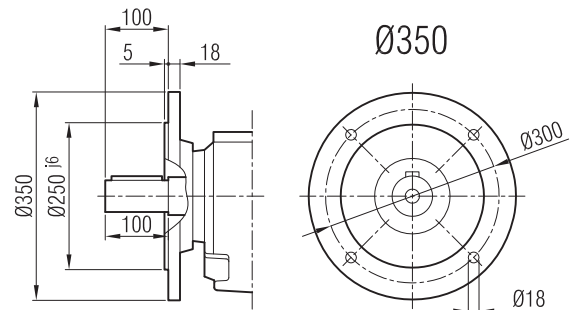
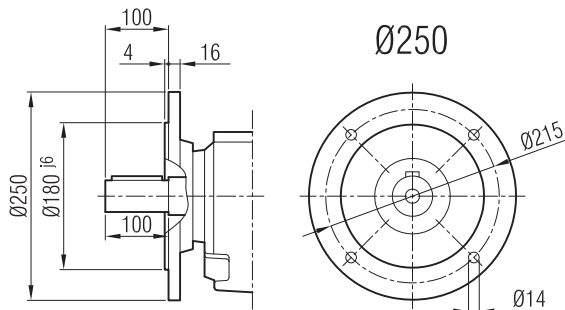
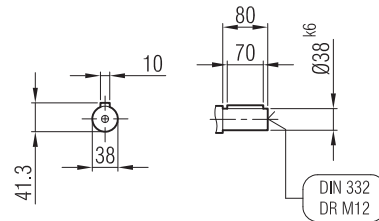
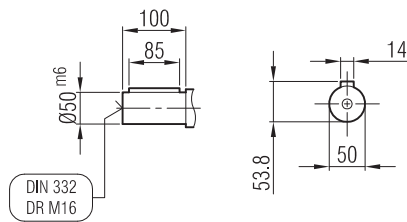
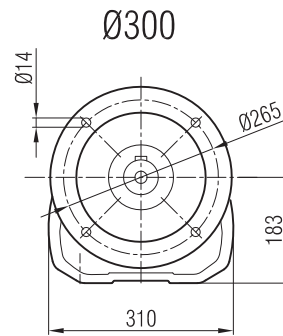
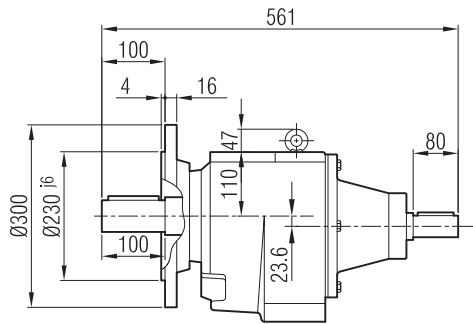


İRA 82
İRA 83





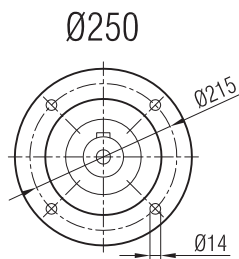
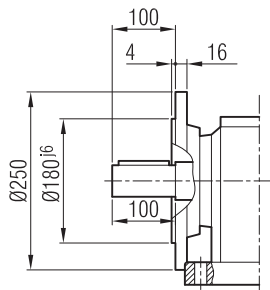
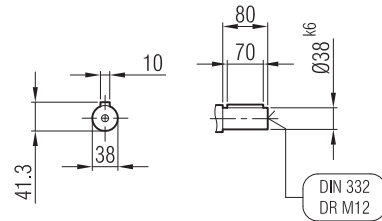
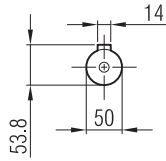
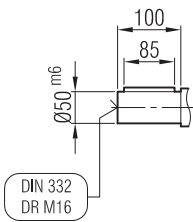
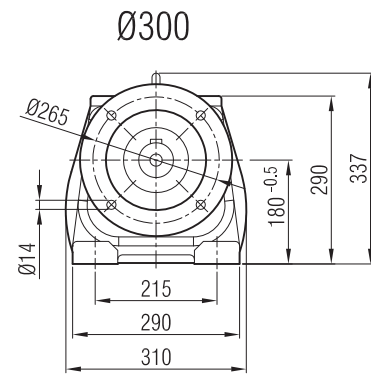
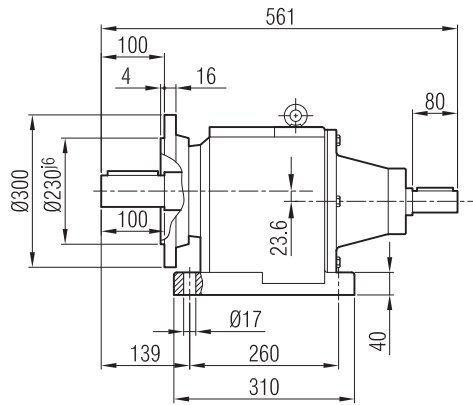
İRF 82
İRF 83





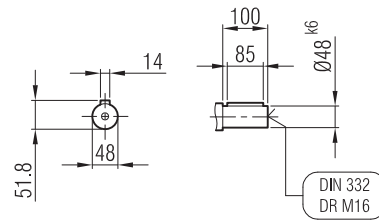
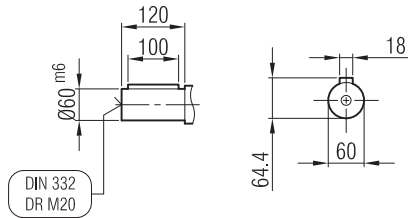
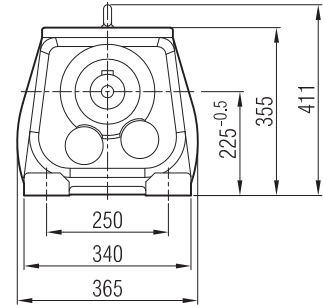
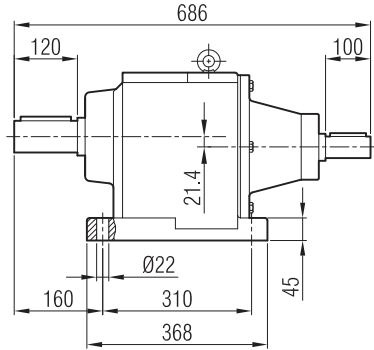
İRAF 82

İRAF 83





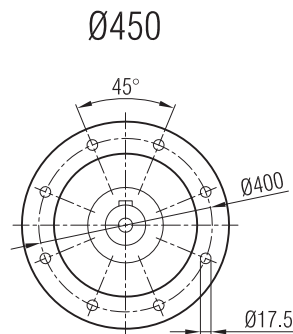
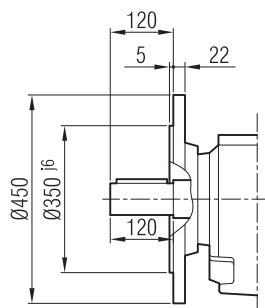
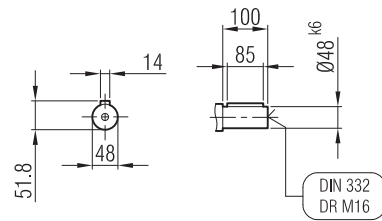
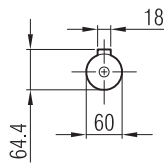
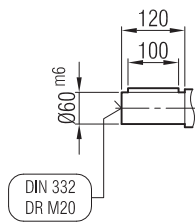
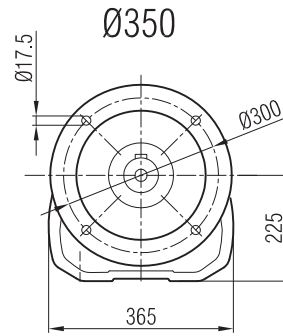
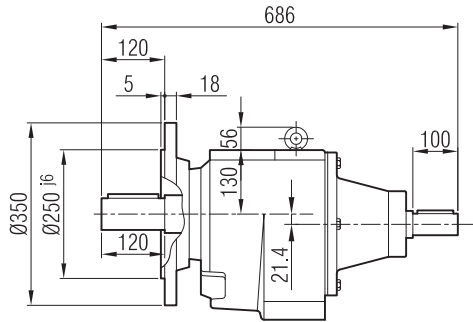
İRA 92
İRA 93





İRF 92

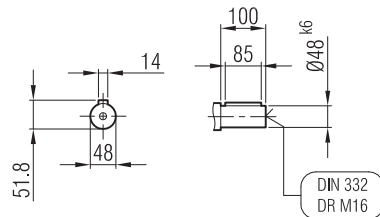
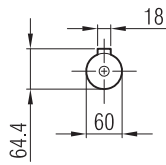
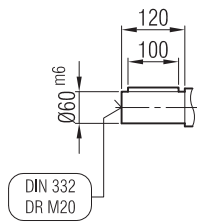
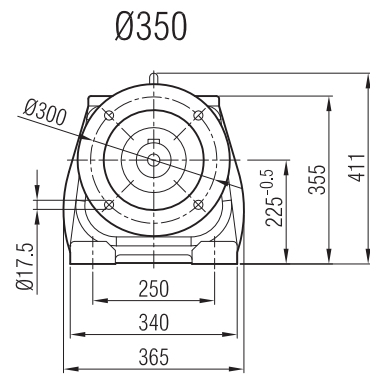
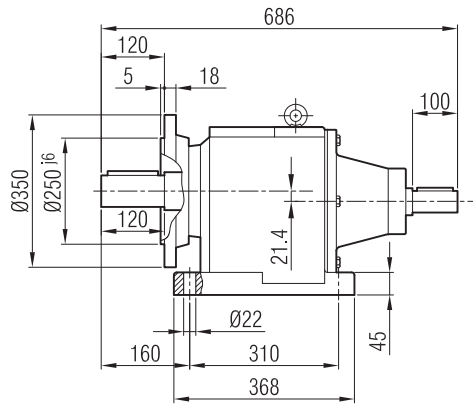
İRF 93





İRAF 92

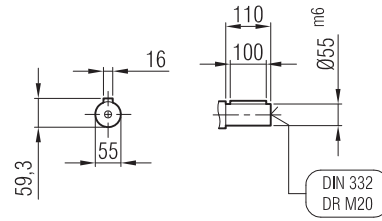
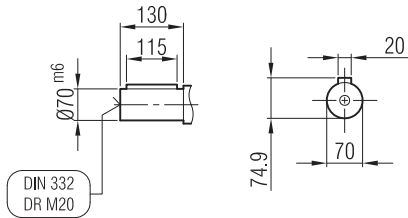
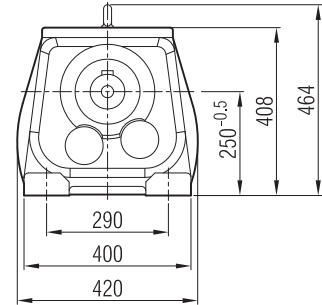
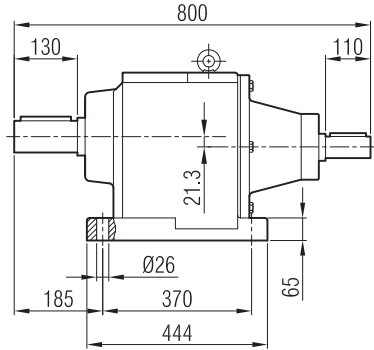
İRAF 93





İRA 102

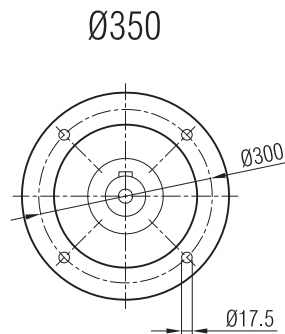
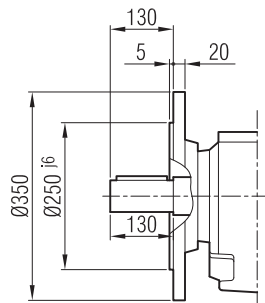
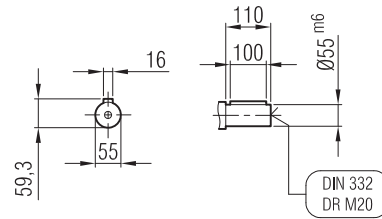
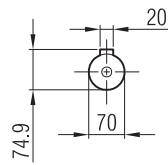
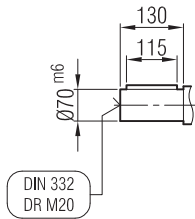
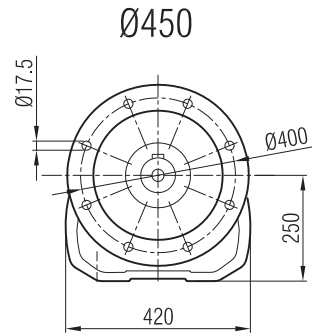
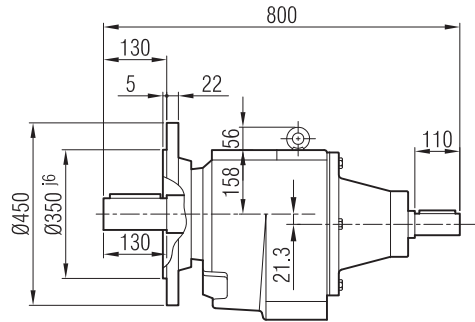
İRA 103





İRF 102

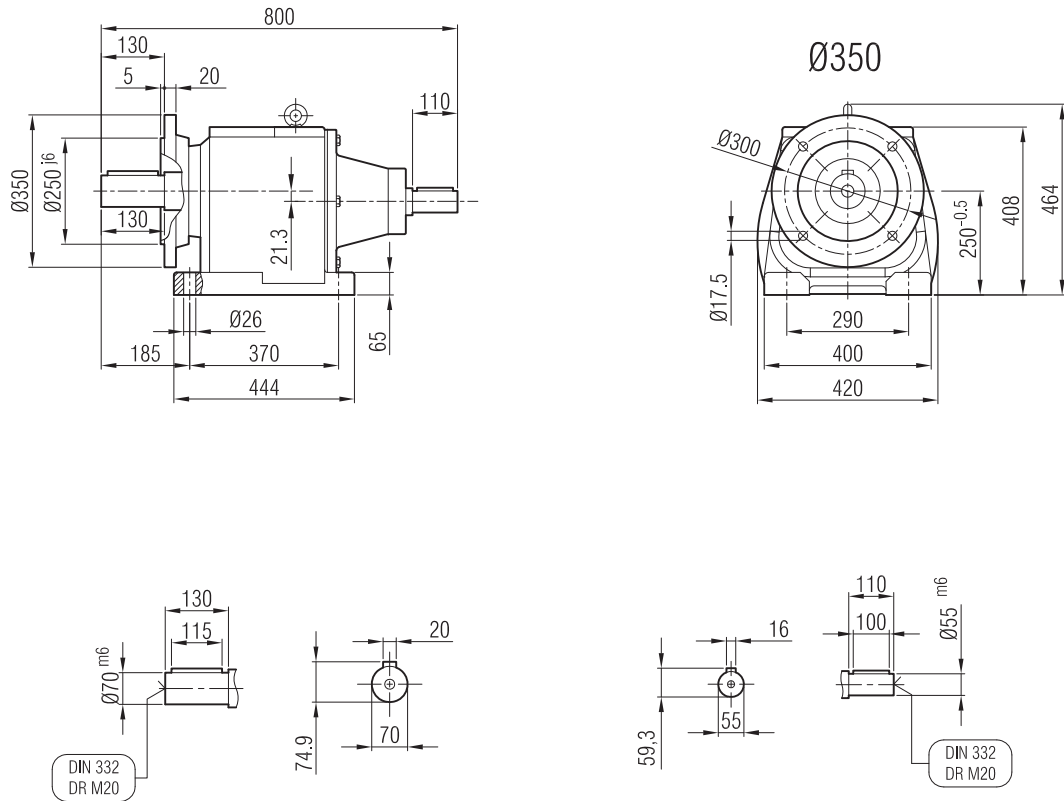
İRF 103





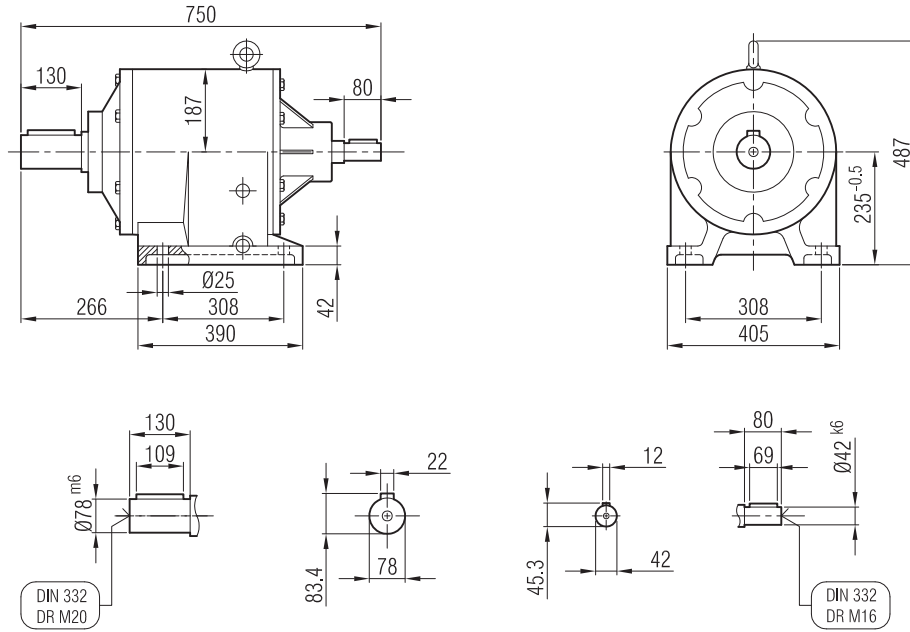
İRAF 102

İRAF 103

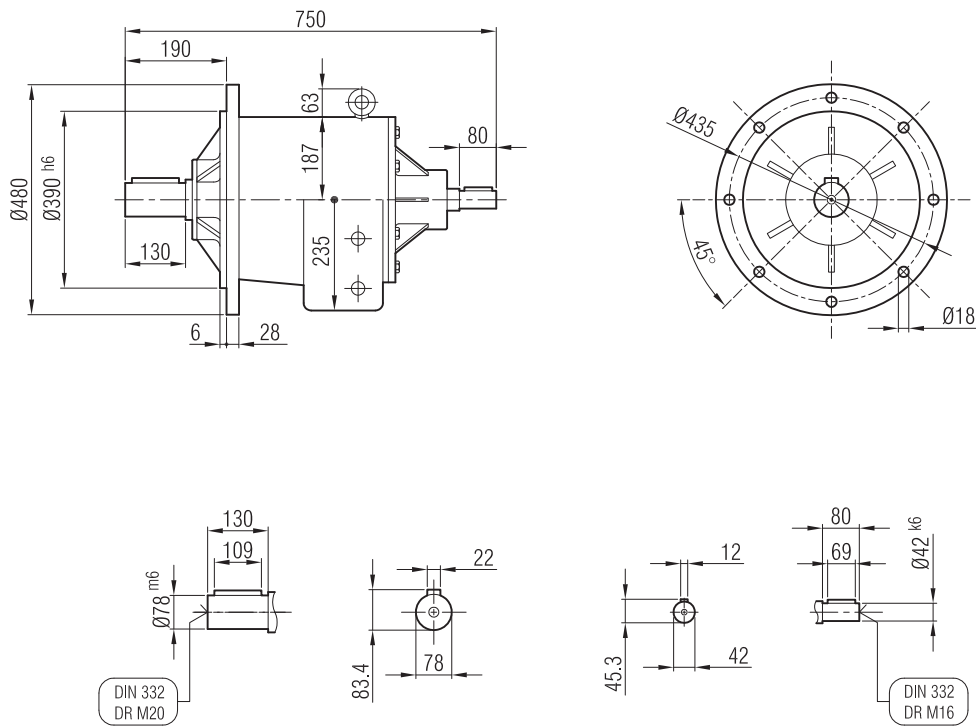




İRA 120

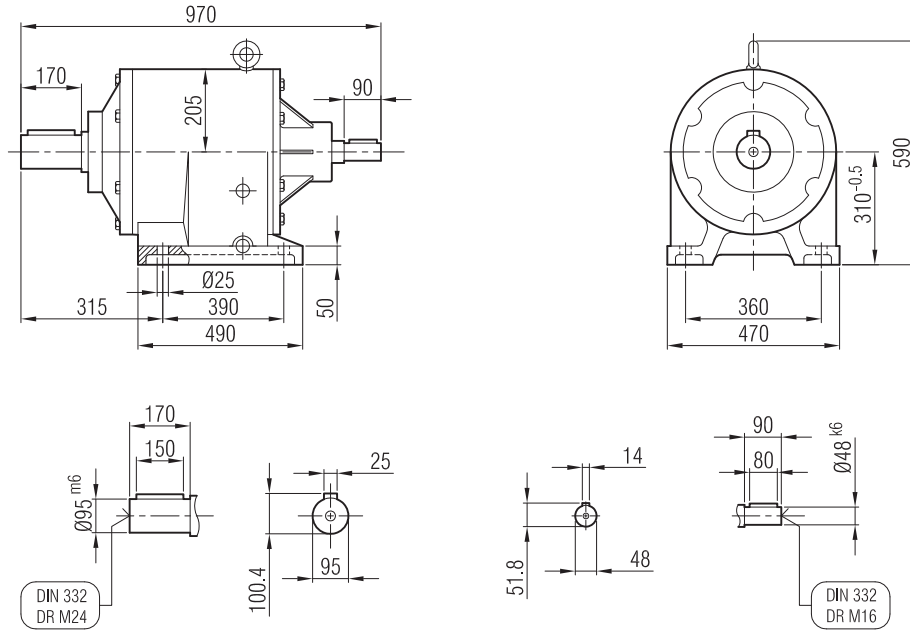


İRF 120

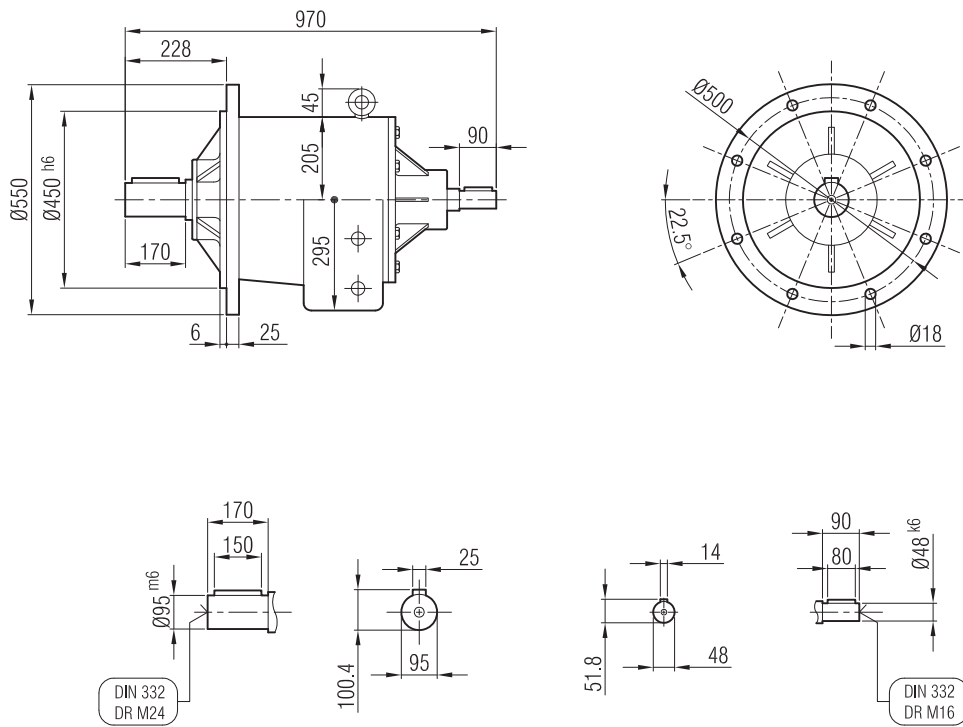




İRA 136

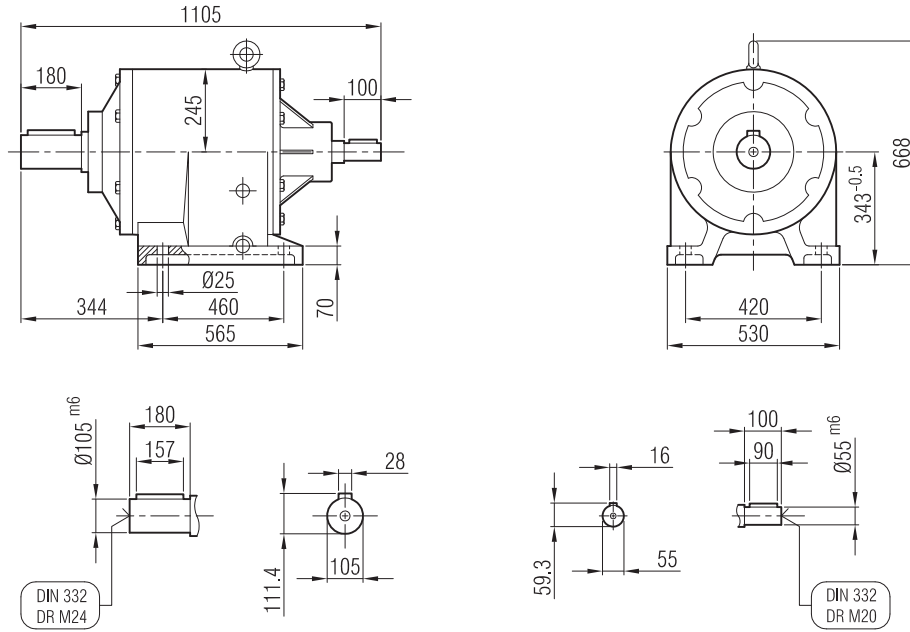


İRF 136

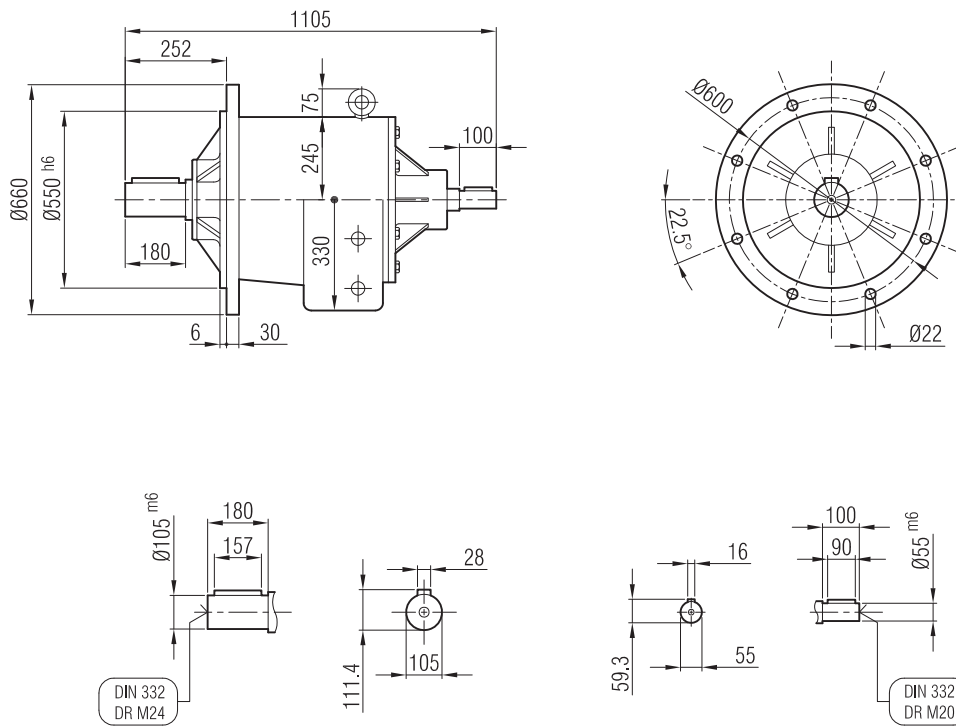




İRA 151

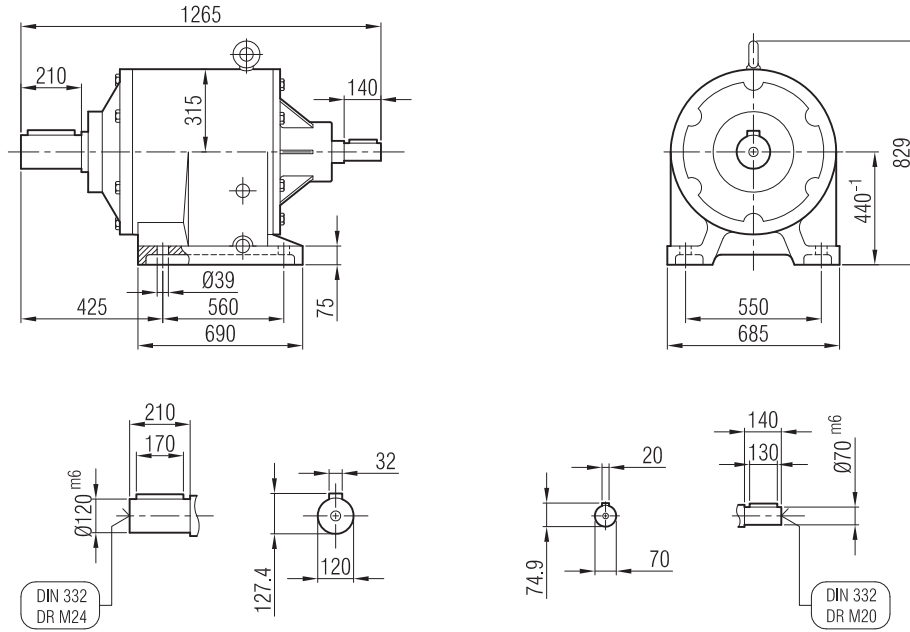


İRF 151

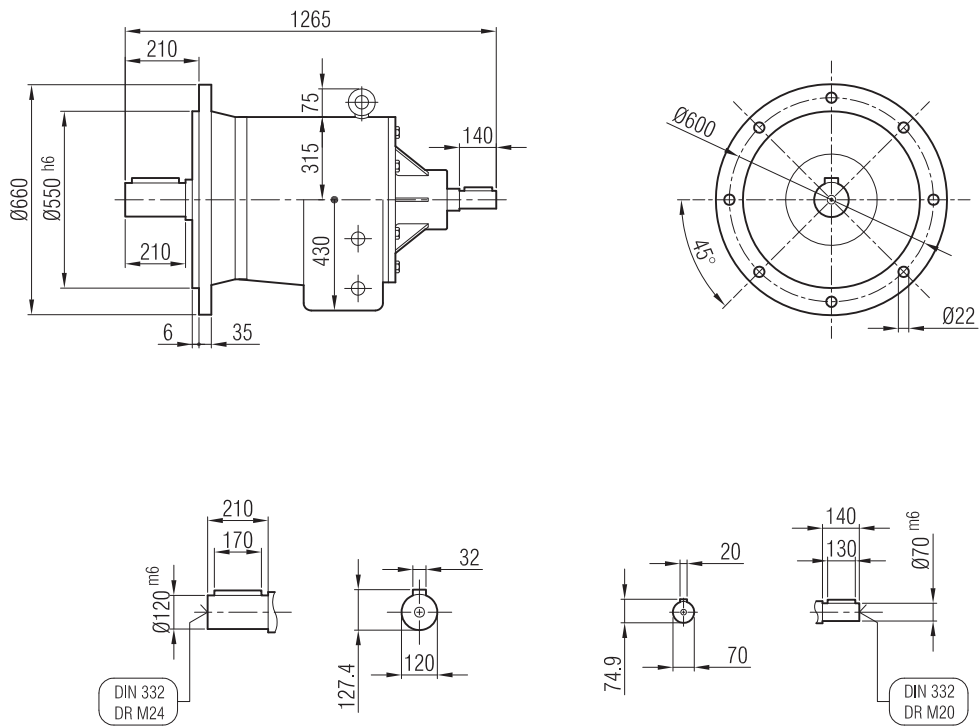




İRA 181

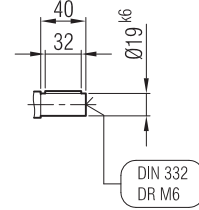
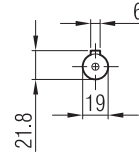
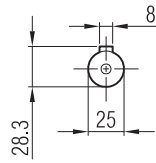
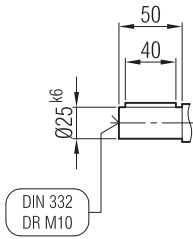
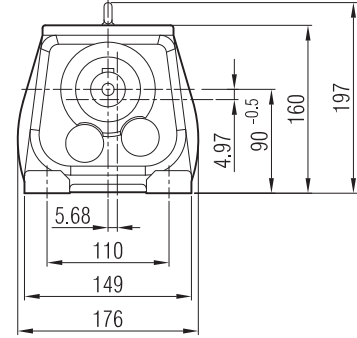
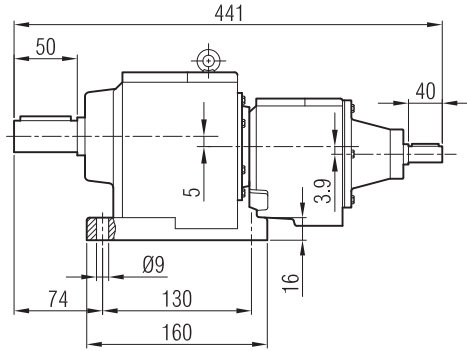


İRF 181



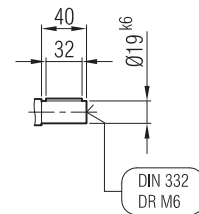
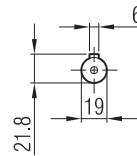
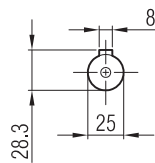
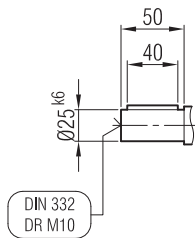
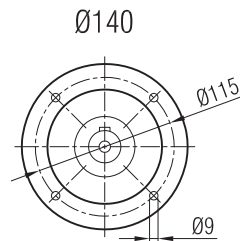
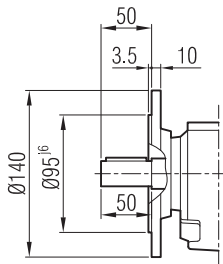
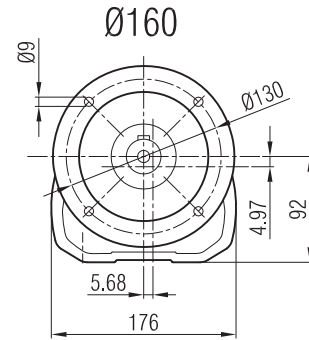
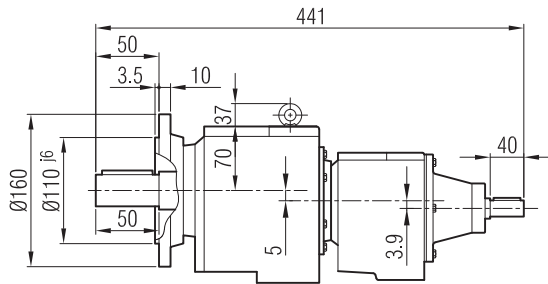


İRA 52 İR 42
İRA 52 İR 43
İRA 53 İR 42
İRA 53 İR 43



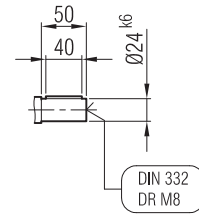
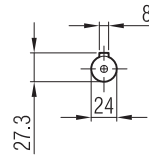
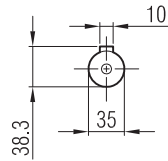
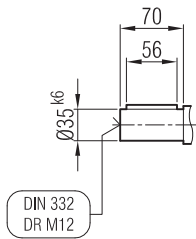
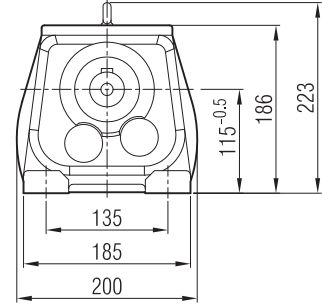
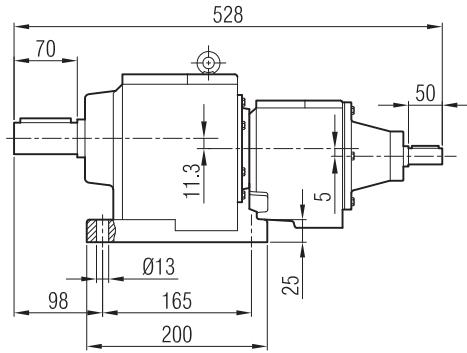


İR 52 İR 42
İR 52 İR 43
İR 53 İR 42
İR 53 İR 43



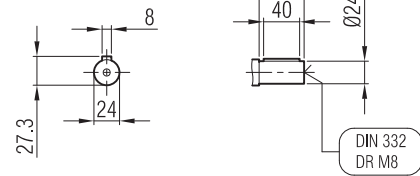
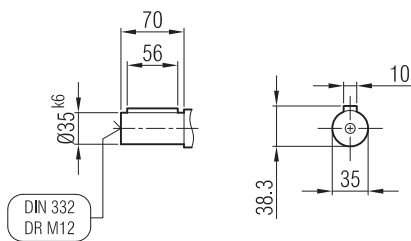
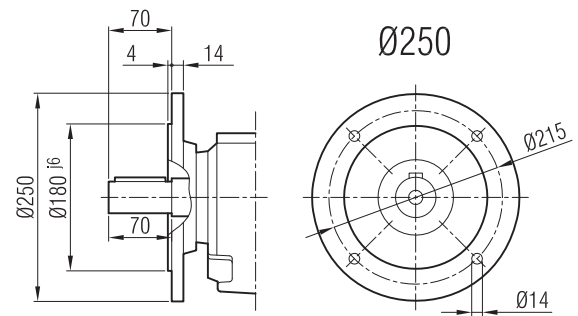
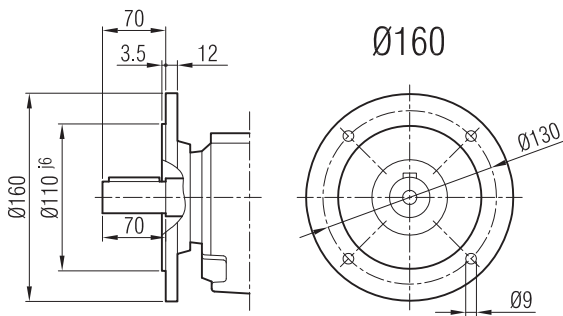
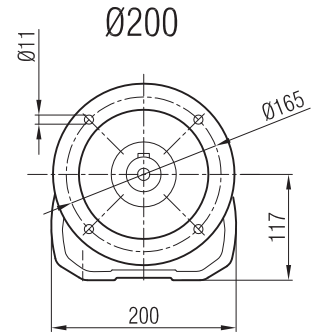
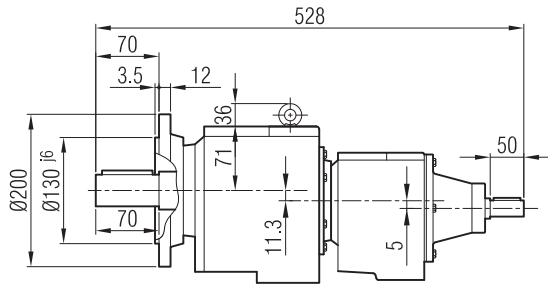


İRA 62 İR 52
İRA 63 İR 52
İRA 63 İR 53




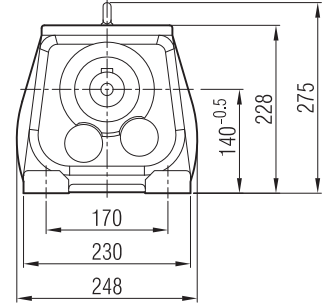
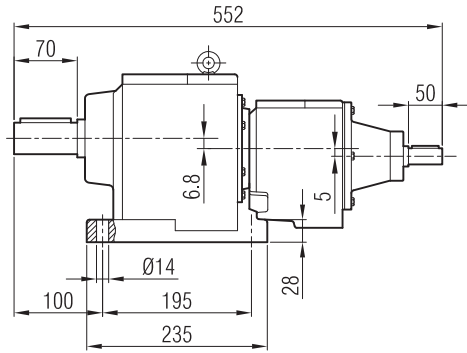


İR 62 İR 52
İR 63 İR 52
İR 63 İR 53



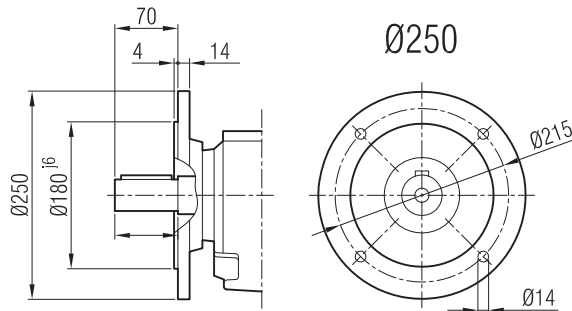
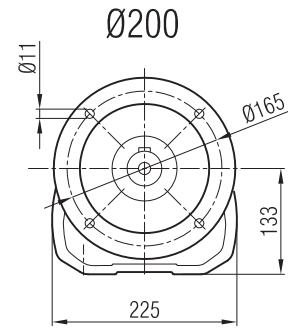
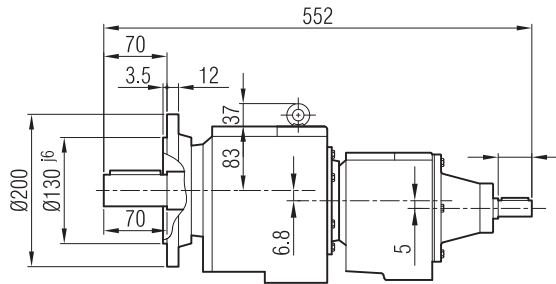


İRA 721 İR 52
İRA 721 İR 53
İRA 731 İR 52
İRA 731 İR 53



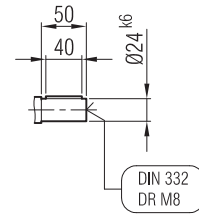
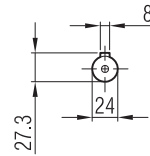
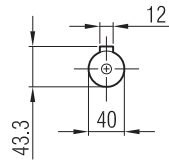
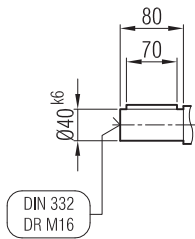
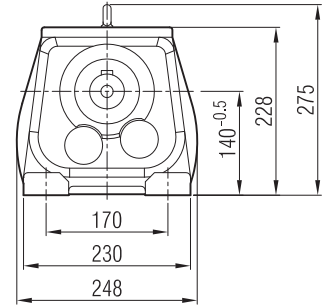
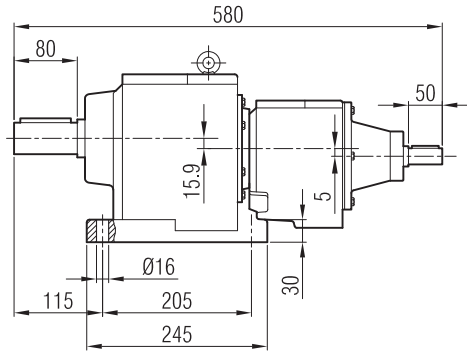


İR 721 İR 52
İR 721 İR 53
İR 731 İR 52
İR 731 İR 53



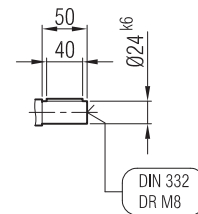
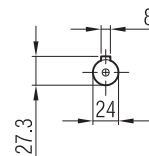
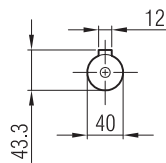
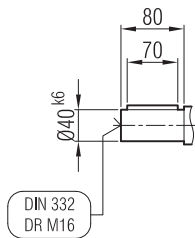
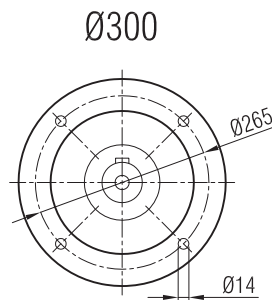
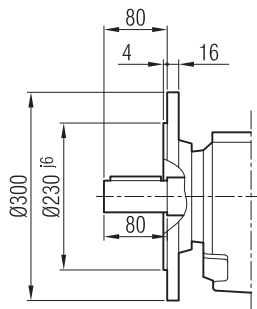
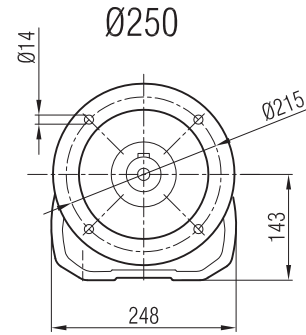
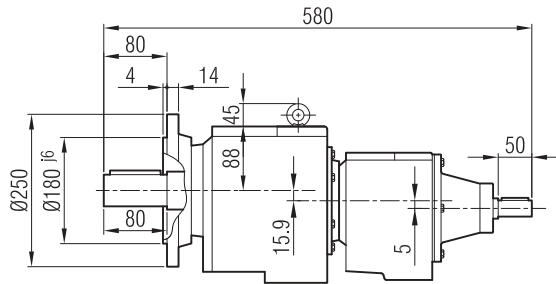


İRA 72 İR 53
İRA 73 İR 52
İRA 73 İR 53



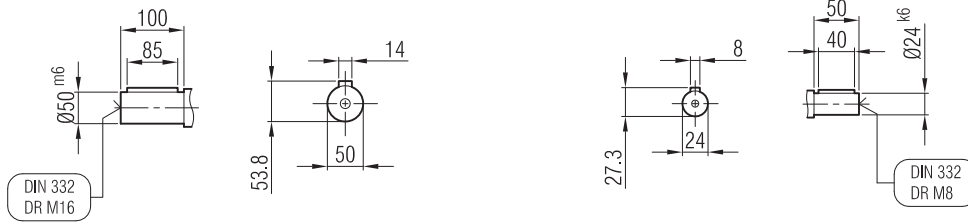
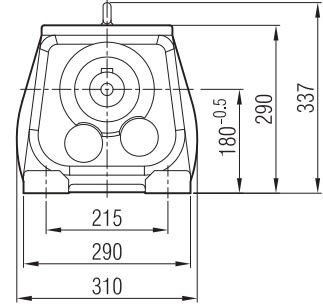
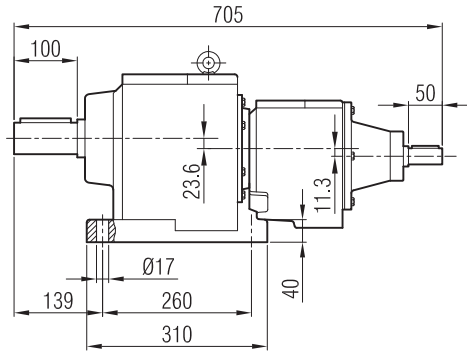


İR 72 İR 53
İR 73 İR 52
İR 73 İR 53



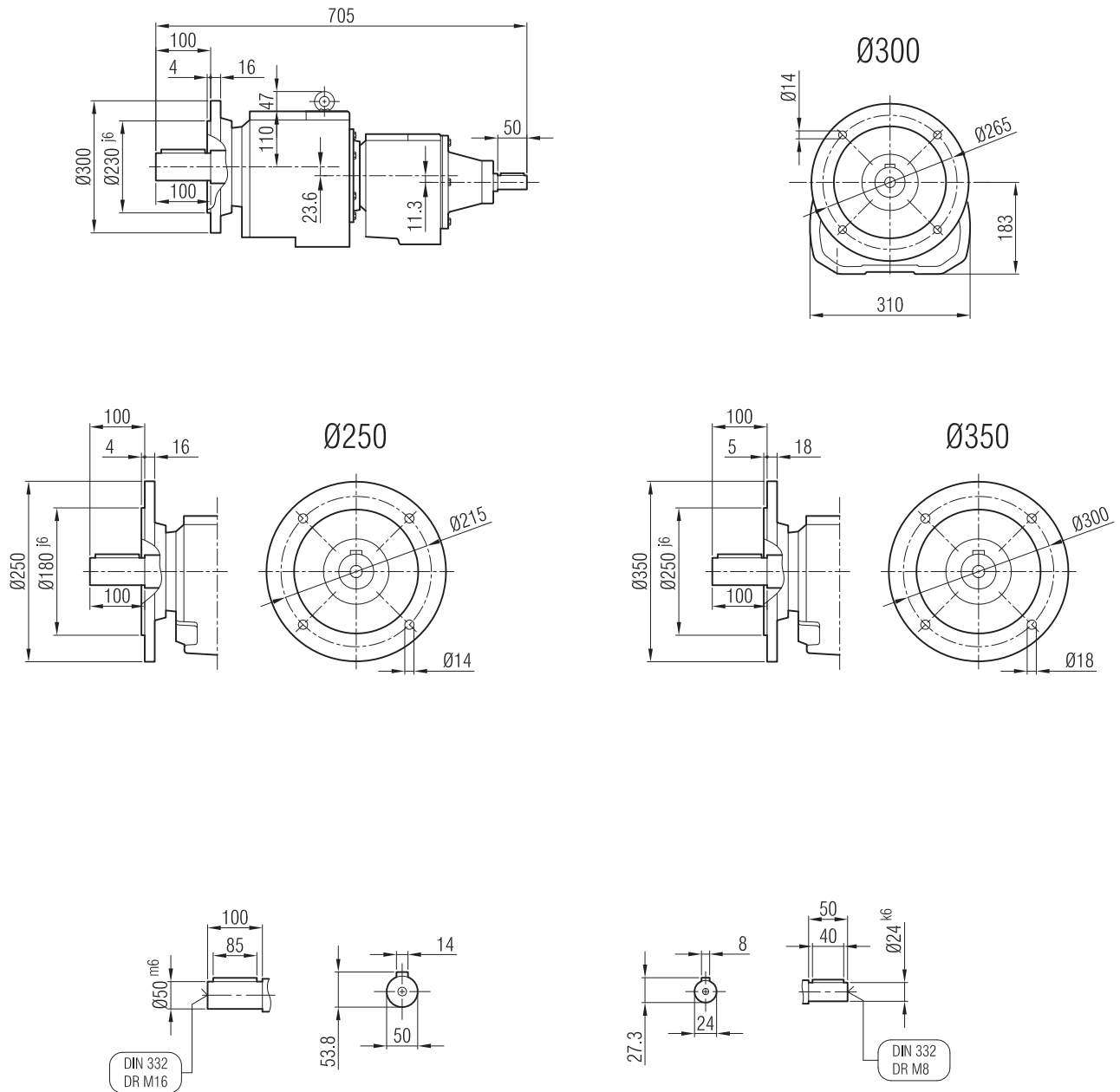


İRA 82 İR 63
İRA 83 İR 63



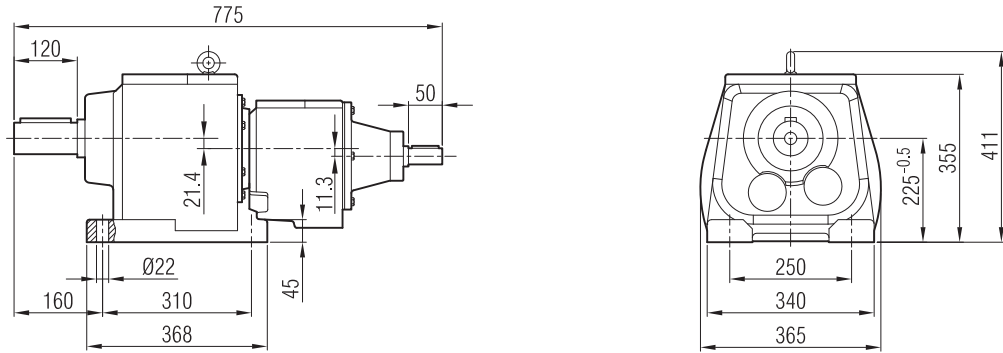


İR 82 İR 63
İR 83 İR 63





İRA 92 İR 62
İRA 93 İR 62
İRA 93 İR 63

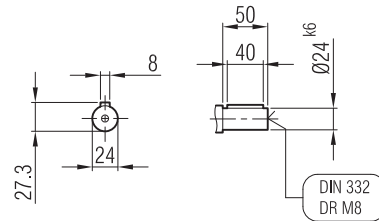
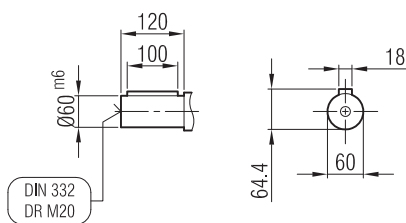
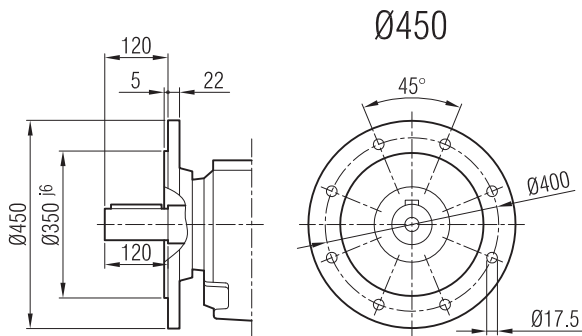
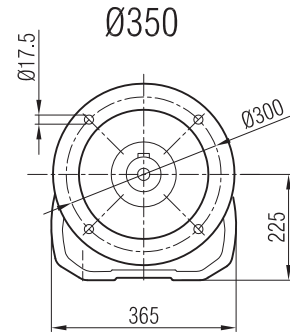
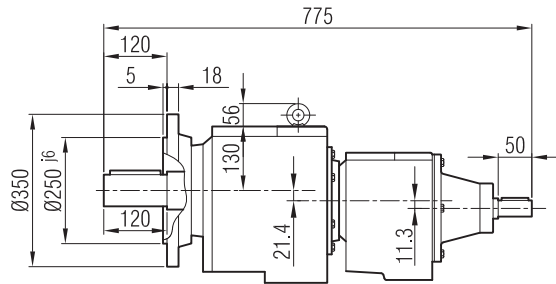




İR 92 İR 62

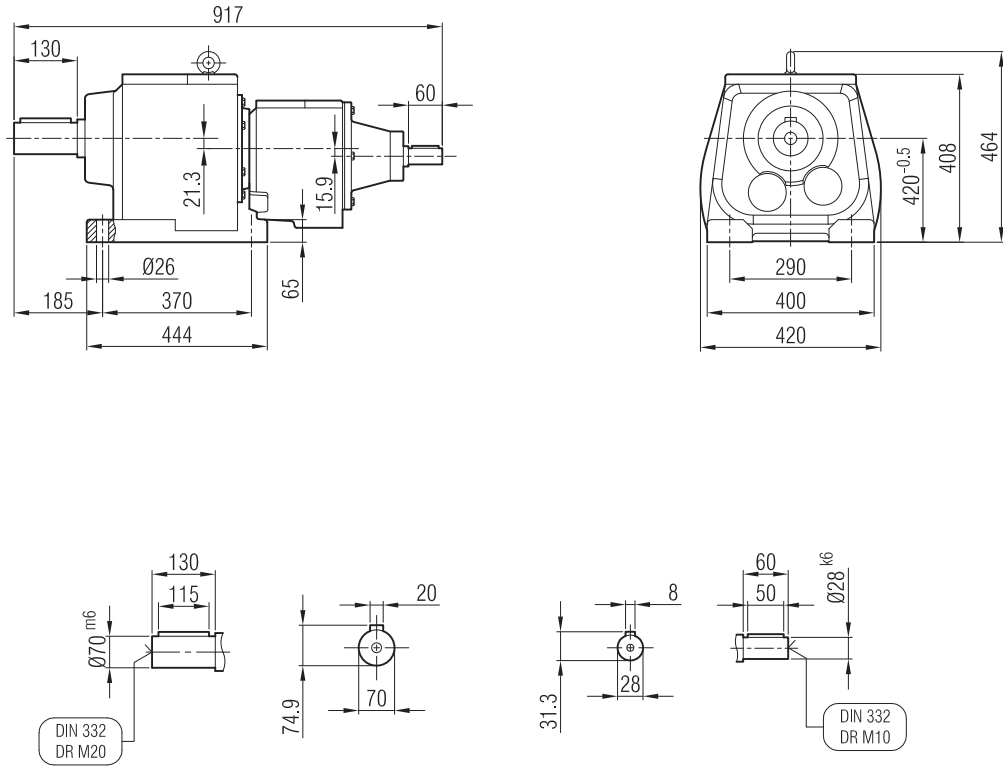
İR 93 İR 62

İR 93 İR 63



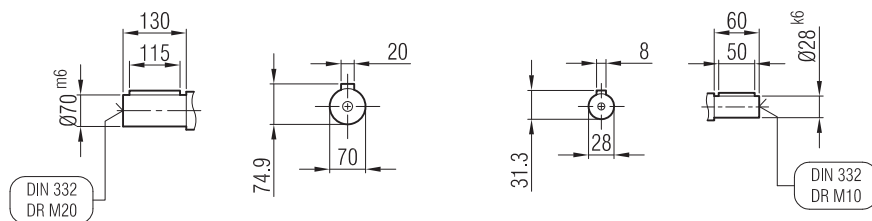
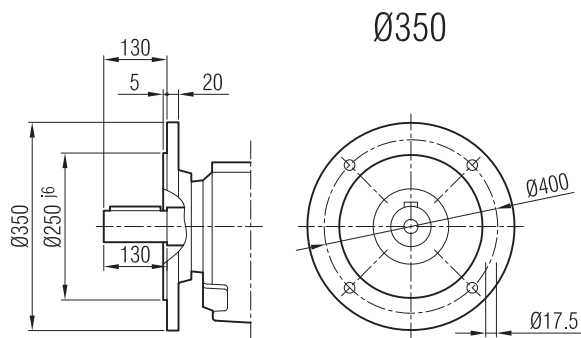
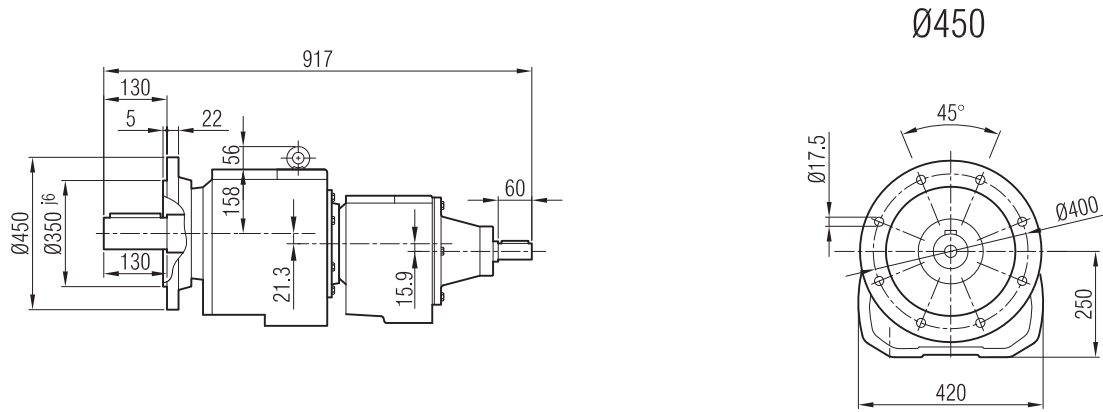


İRA 102 İR 72
İRA 102 İR 73
İRA 103 İR 72
İRA 103 İR 73





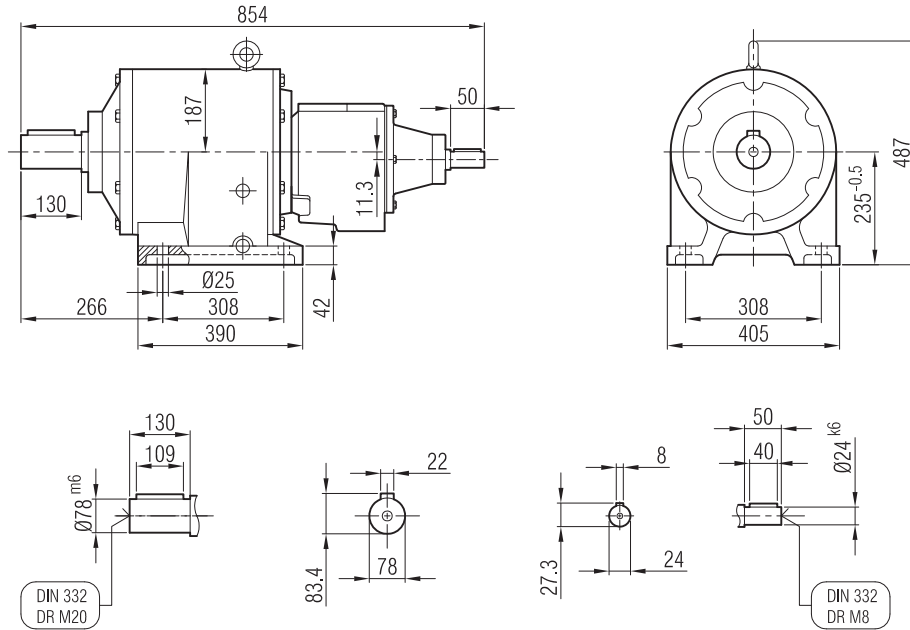
İR 102 İR 72
İR 102 İR 73
İR 103 İR 72
İR 103 İR 73





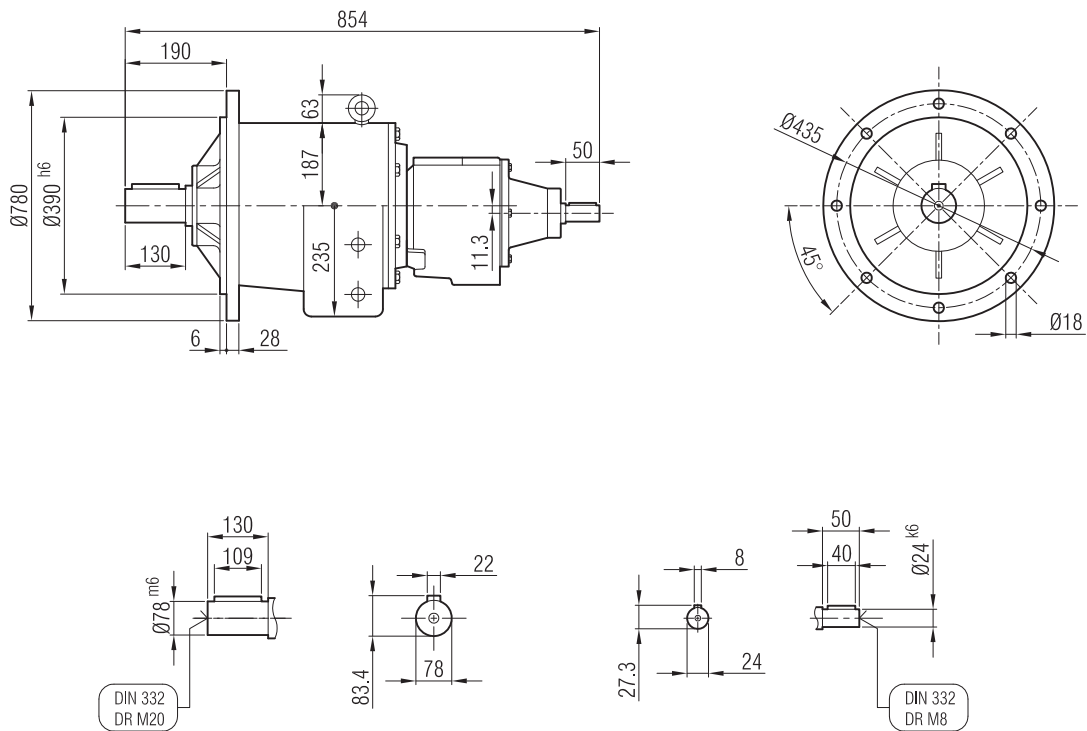
İRA 120 İR 62

İRA 120 İR 63



İRF 120 İR 62

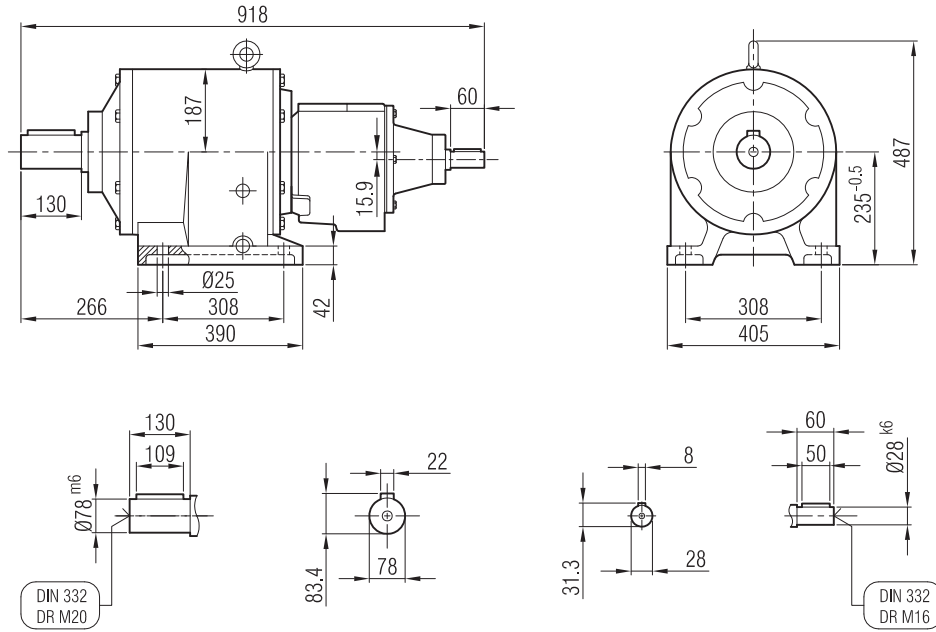
İRF 120 İR 63





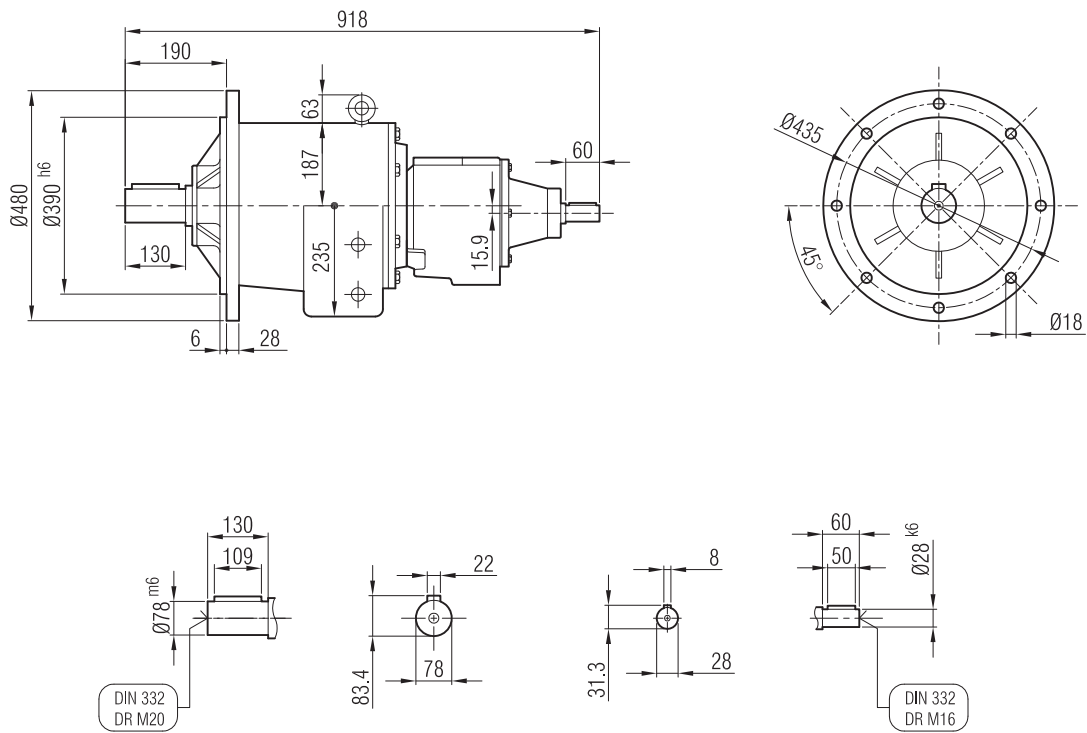
İRA 120 İR 72

İRA 120 İR 73



İRF 120 İR 72

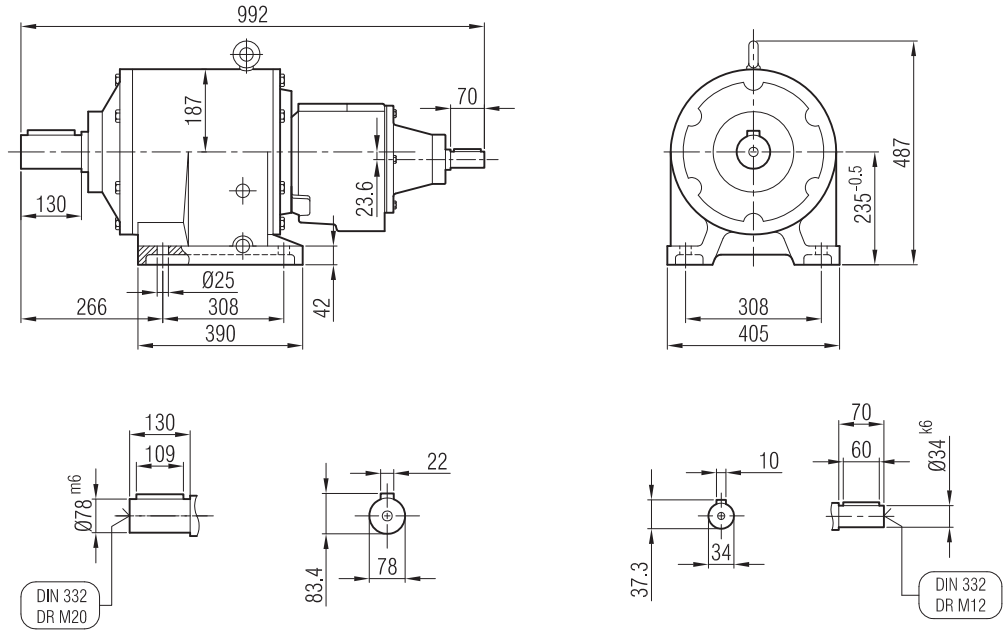
İRF 120 İR 73





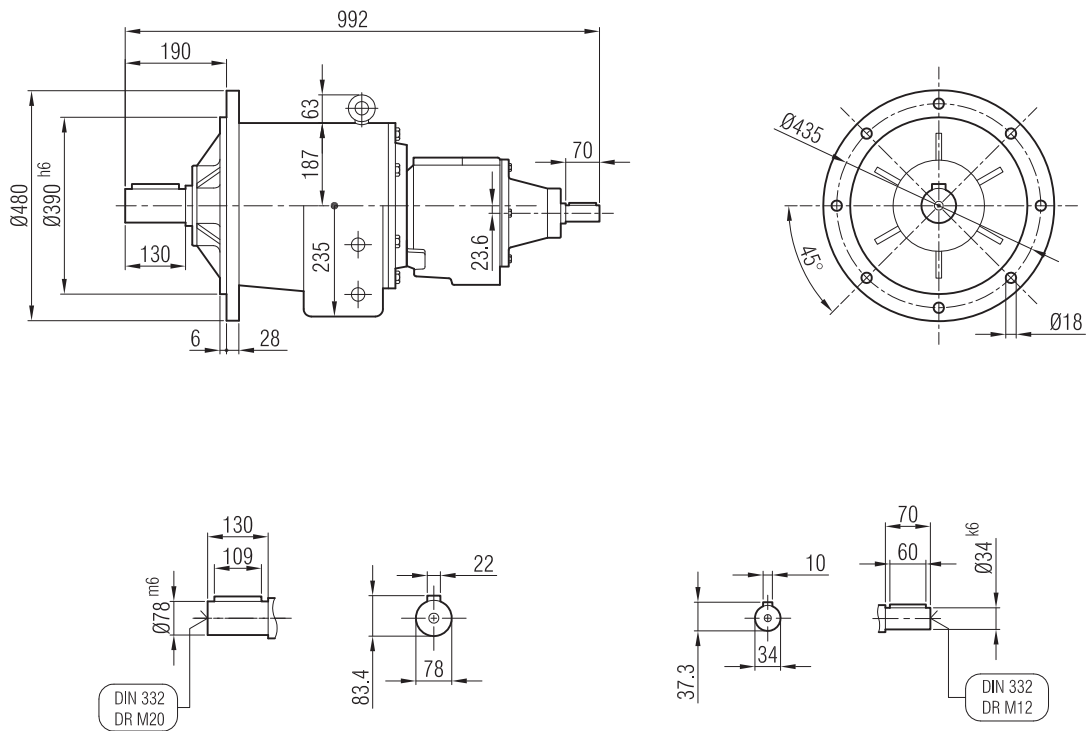
İRA 120 İR 82

İRA 120 İR 83



İRF 120 İR 82

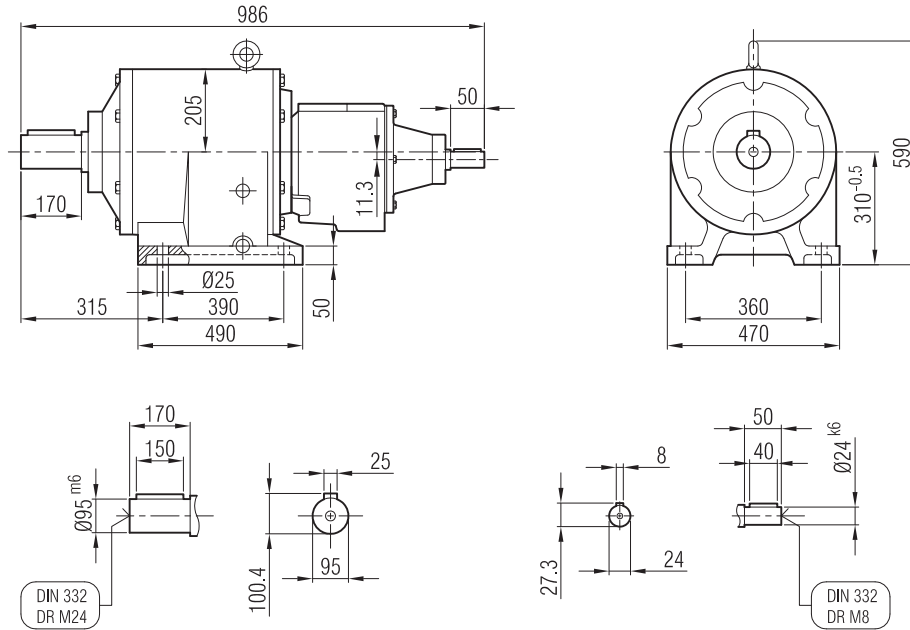
İRF 120 İR 83





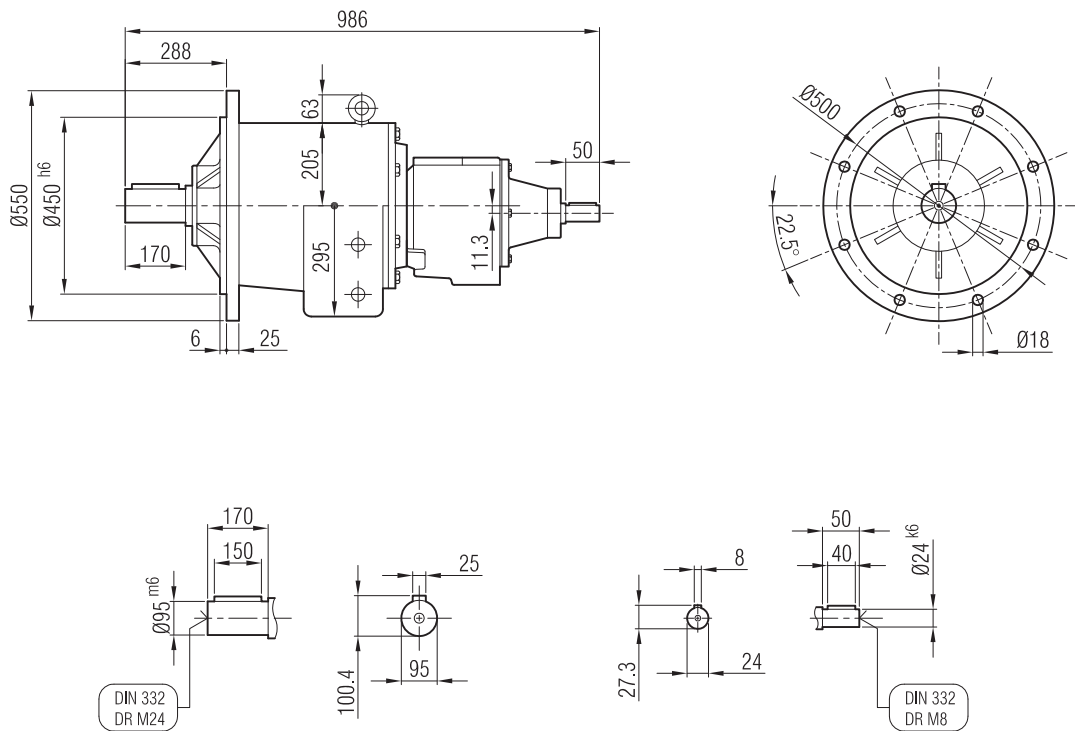
İRA 136 İR 62

İRA 136 İR 63



İRF 136 İR 62

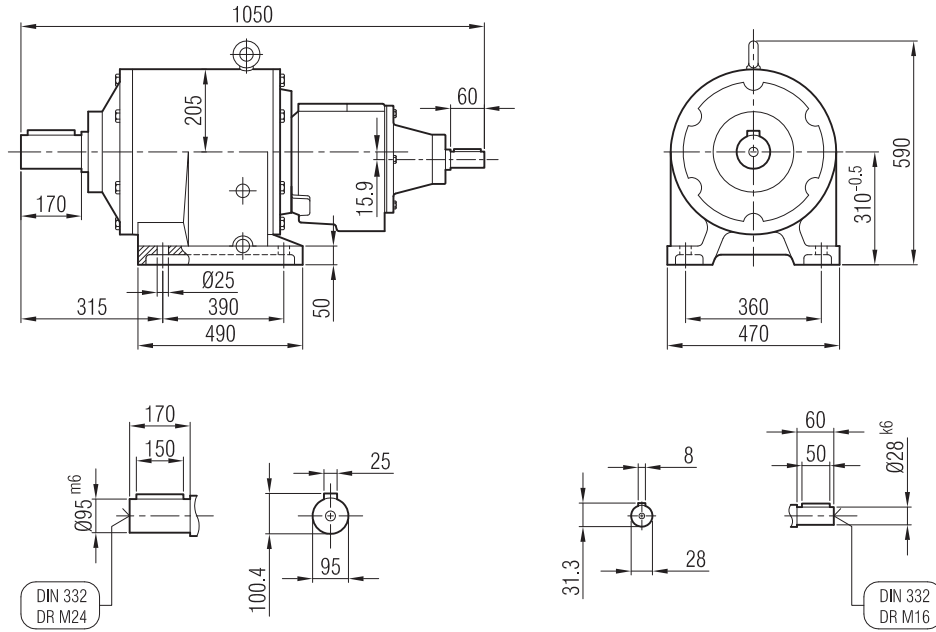
İRF 136 İR 63





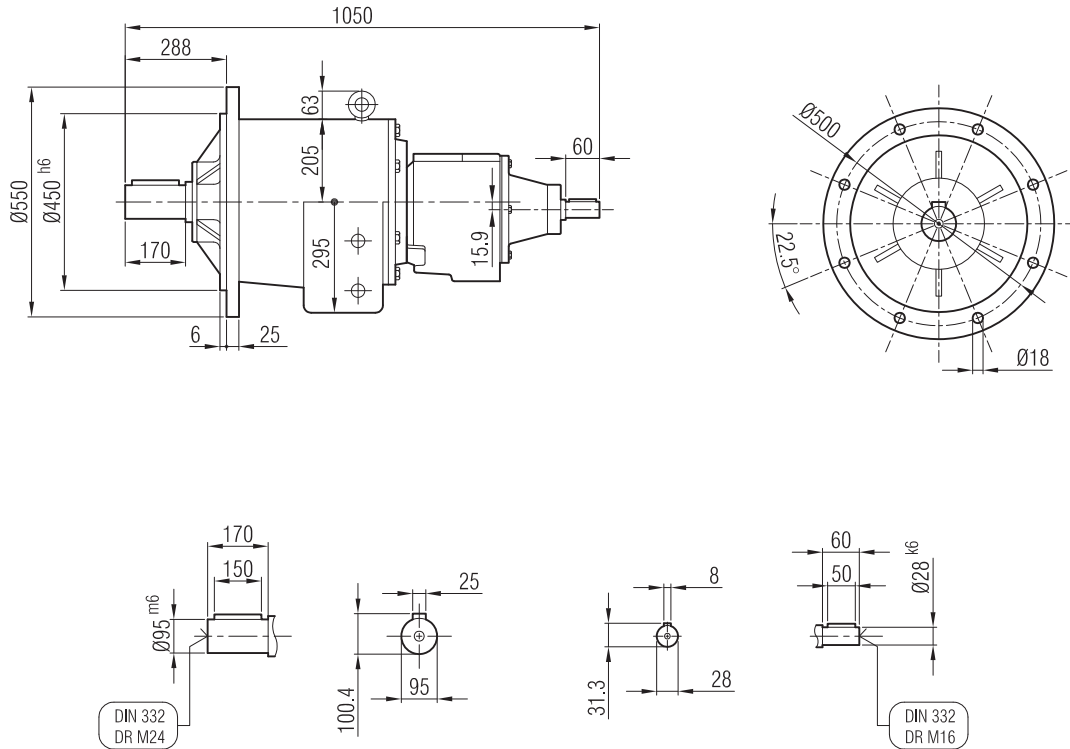
İRA 136 İR 72

İRA 136 İR 73



İRF 136 İR 72

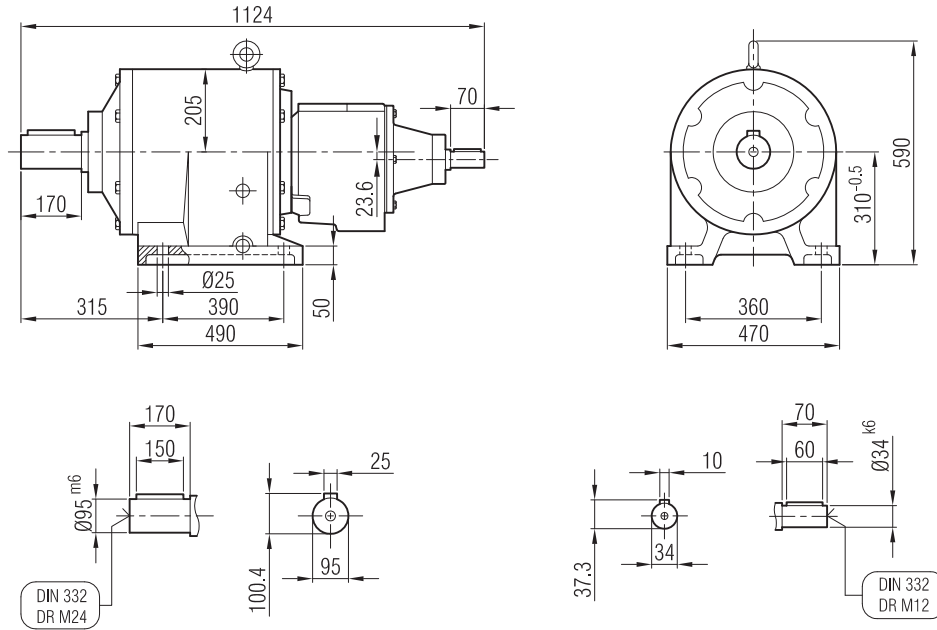
İRF 136 İR 73





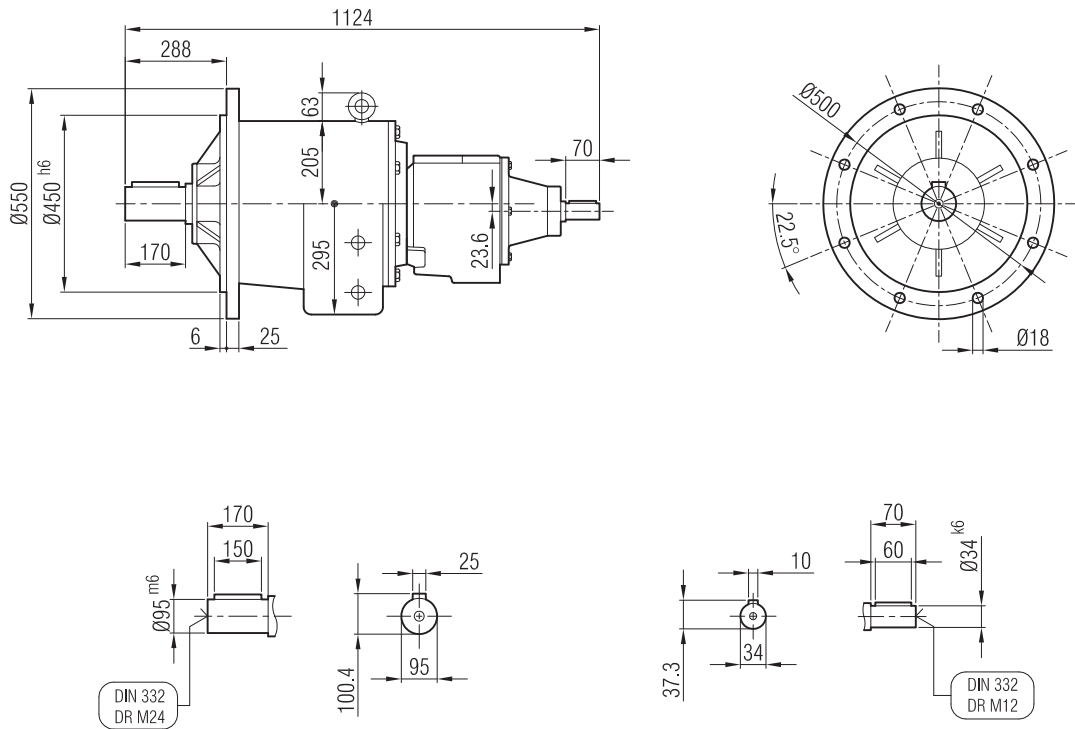
İRA 136 İR 82

İRA 136 İR 83



İRF 136 İR 82

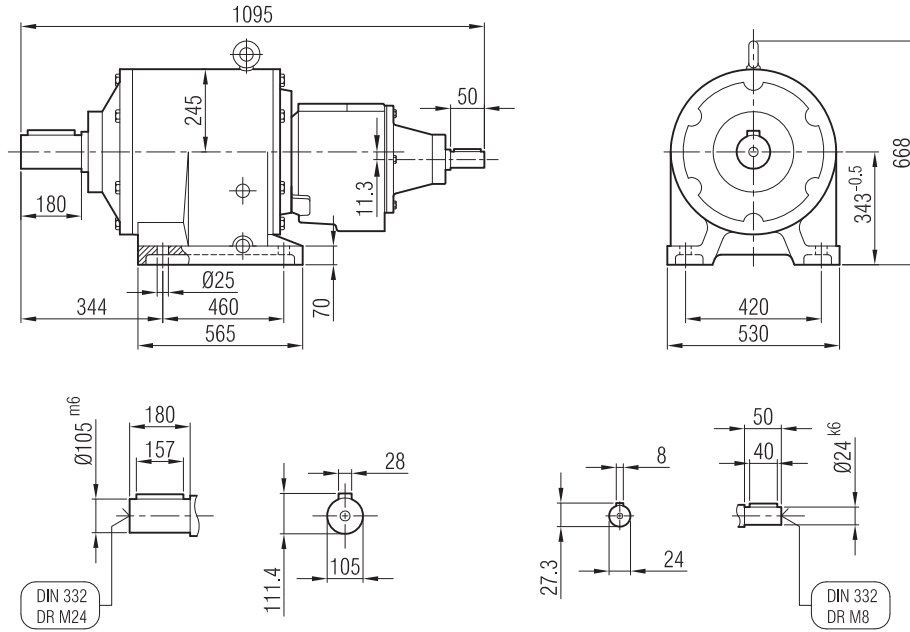
İRF 136 İR 83





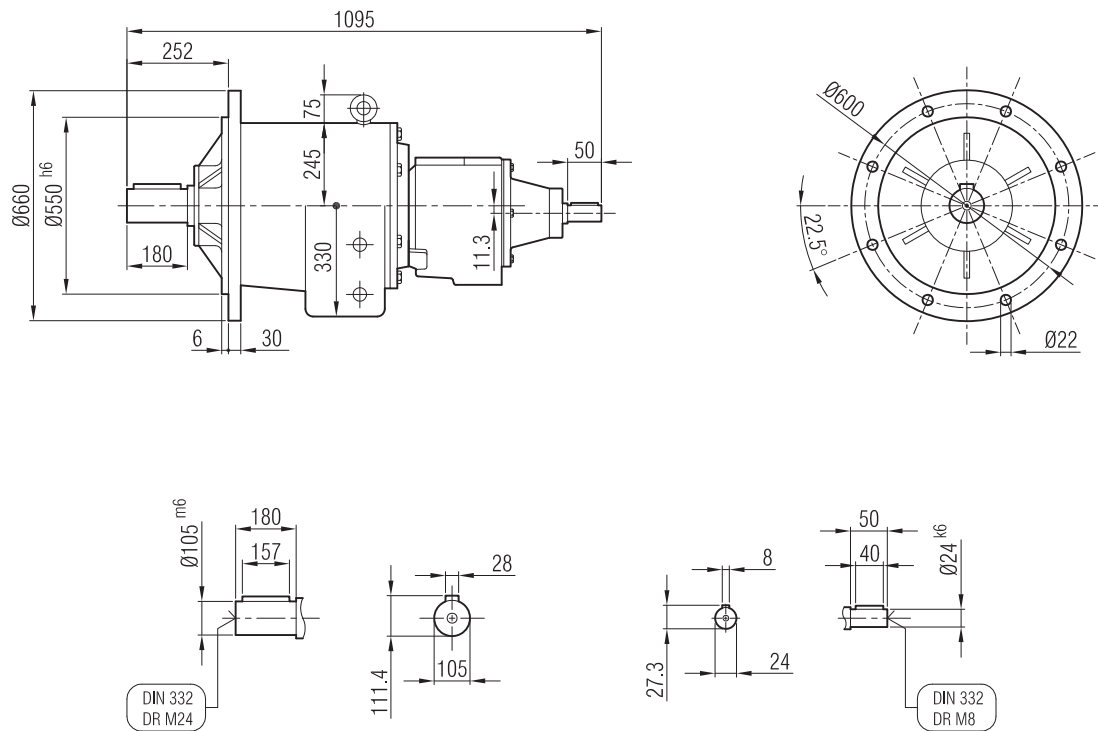
İRA 151 İR 62

İRA 151 İR 63



İRF 151 İR 62

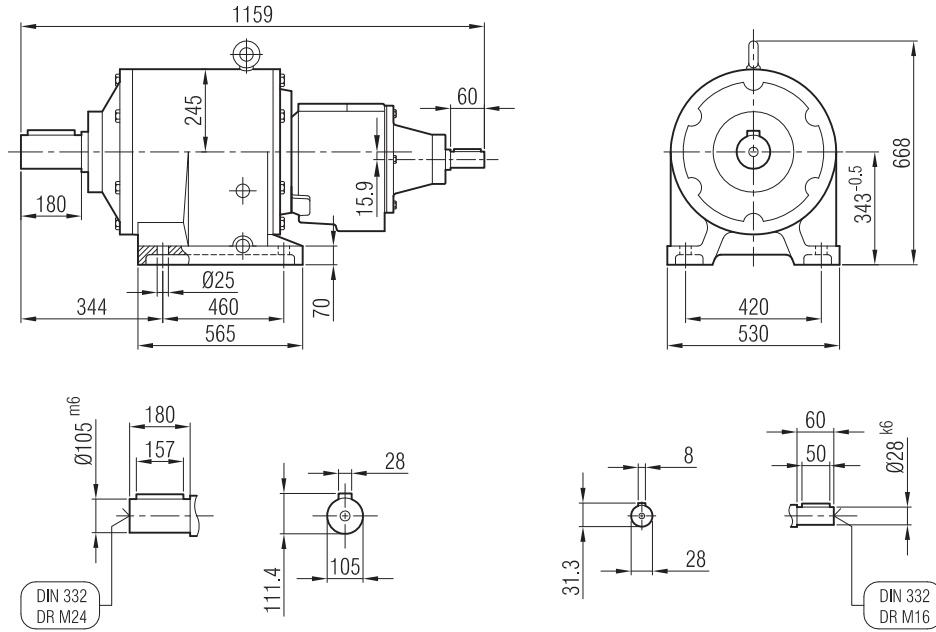
İRF 151 İR 63





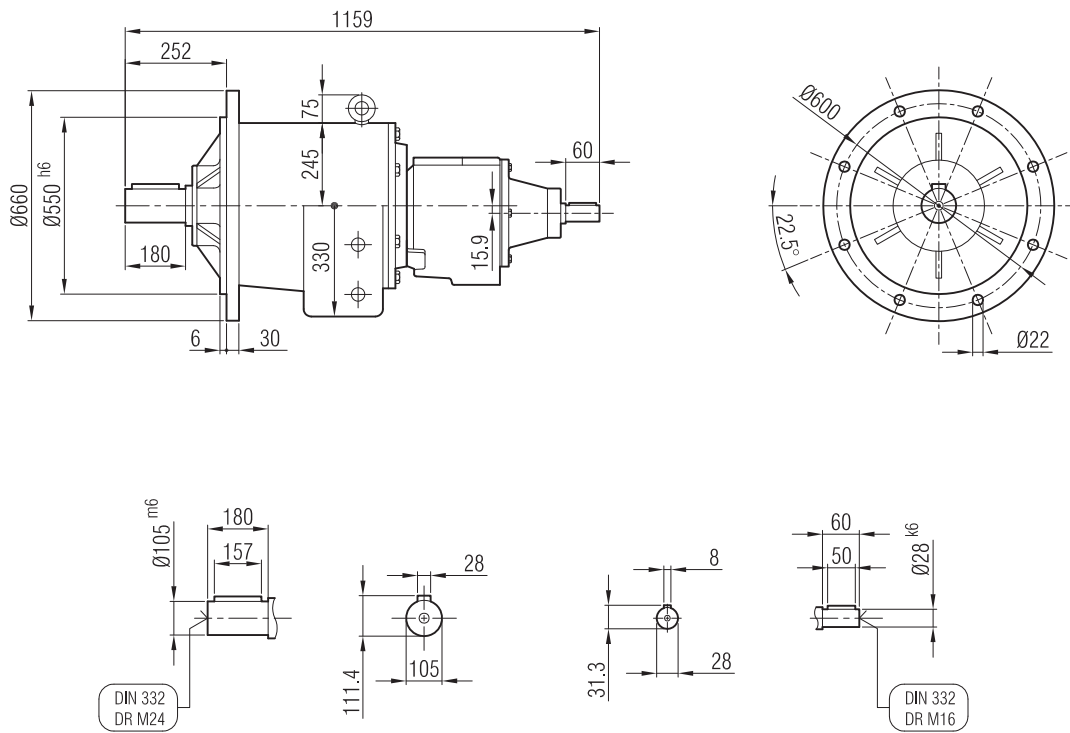
İRA 151 İR 72

İRA 151 İR 73



İRF 151 İR 72

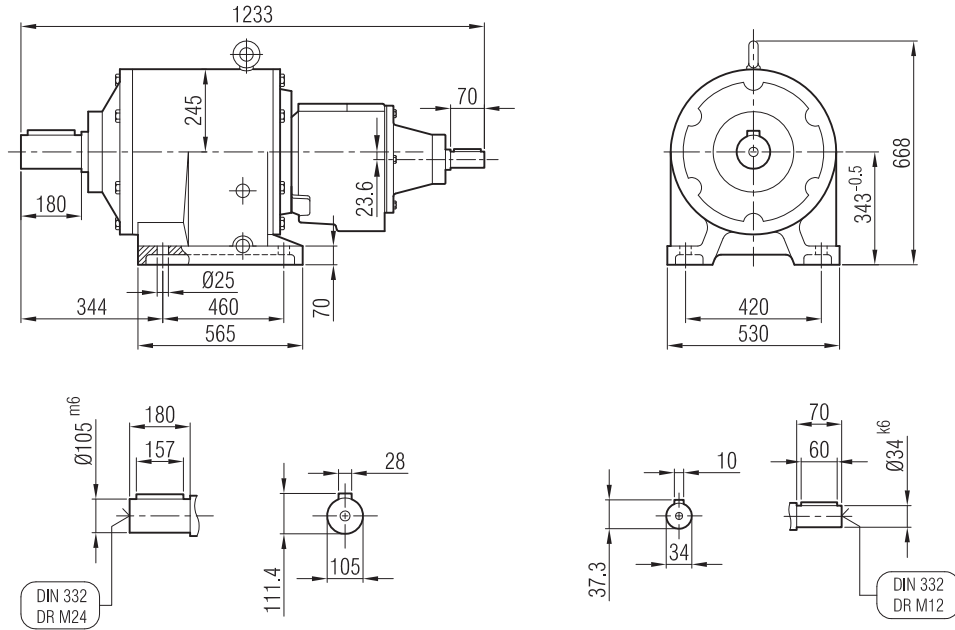
İRF 151 İR 73





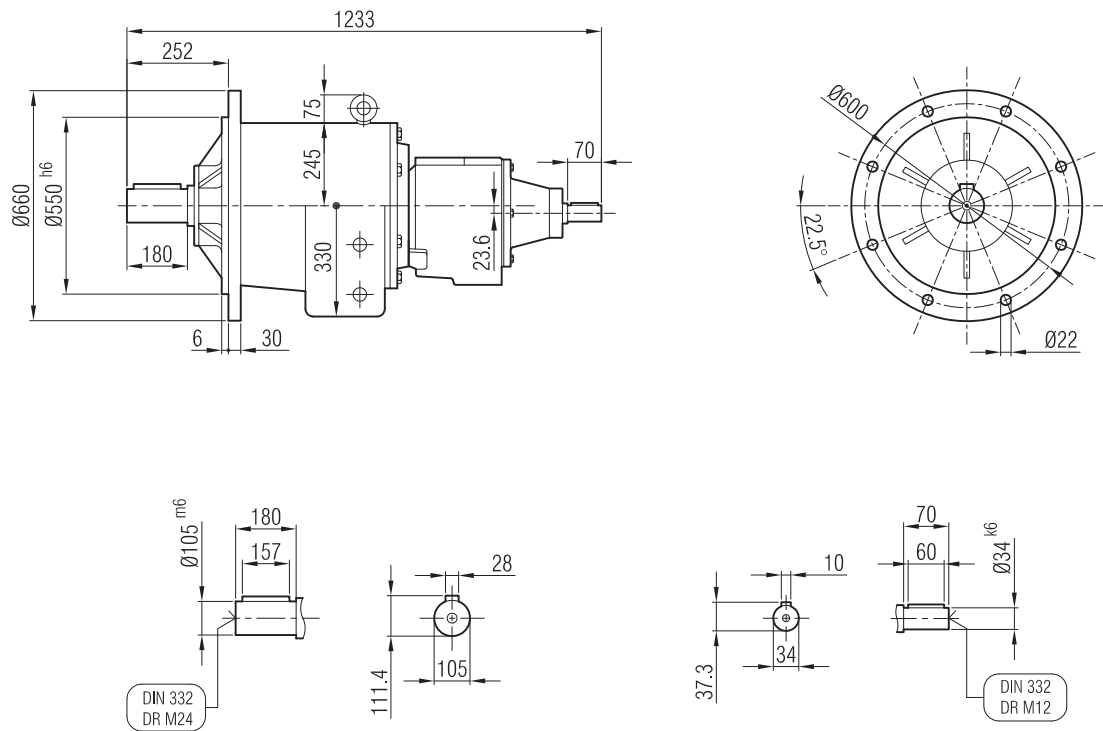
İRA 151 İR 82

İRA 151 İR 83



İRF 151 İR 82

İRF 151 İR 83





IRAP ...



IRAFP ...

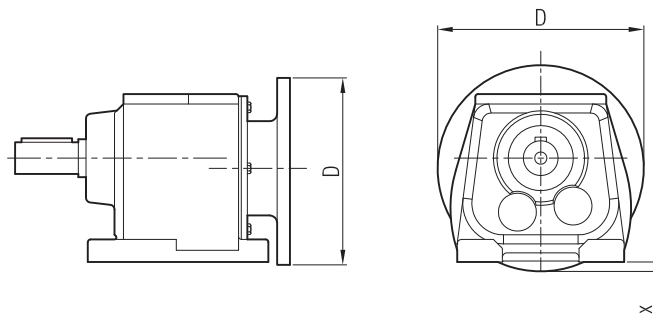
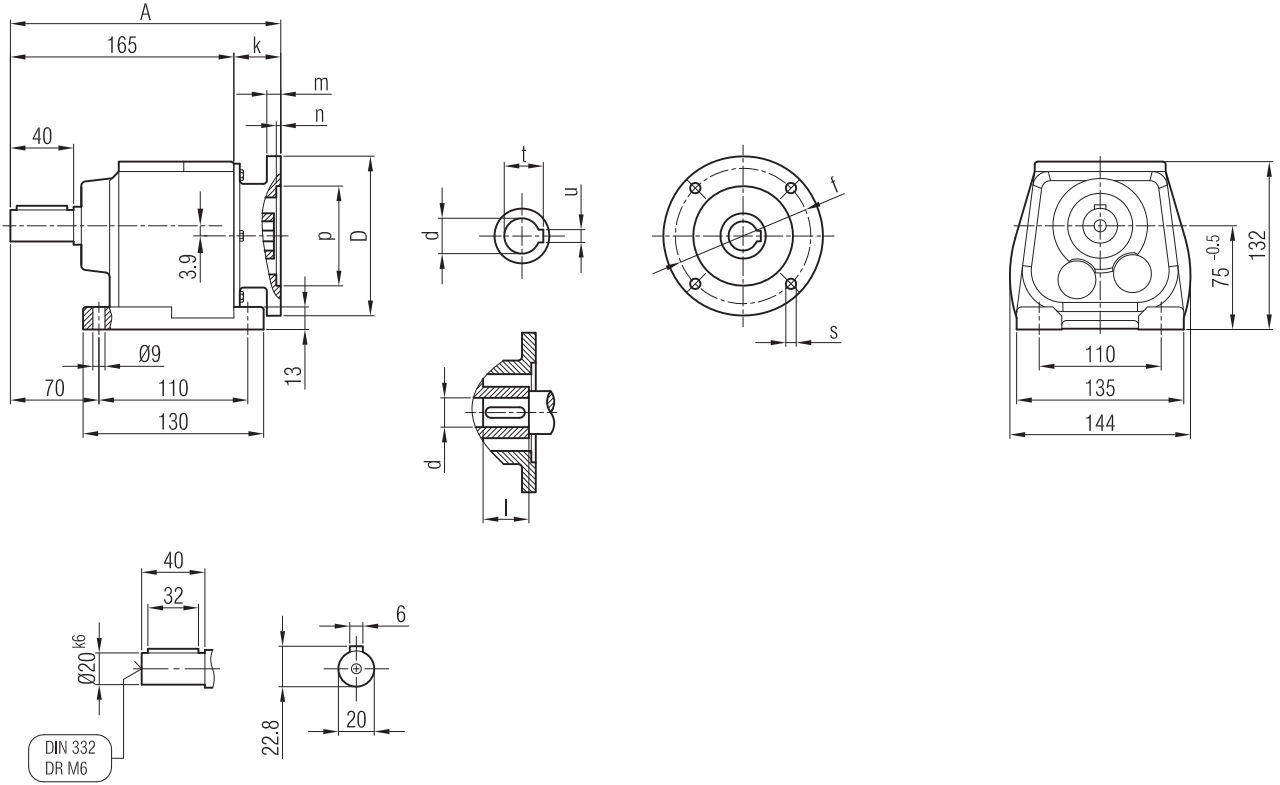


IRFP ...



İRAP 42

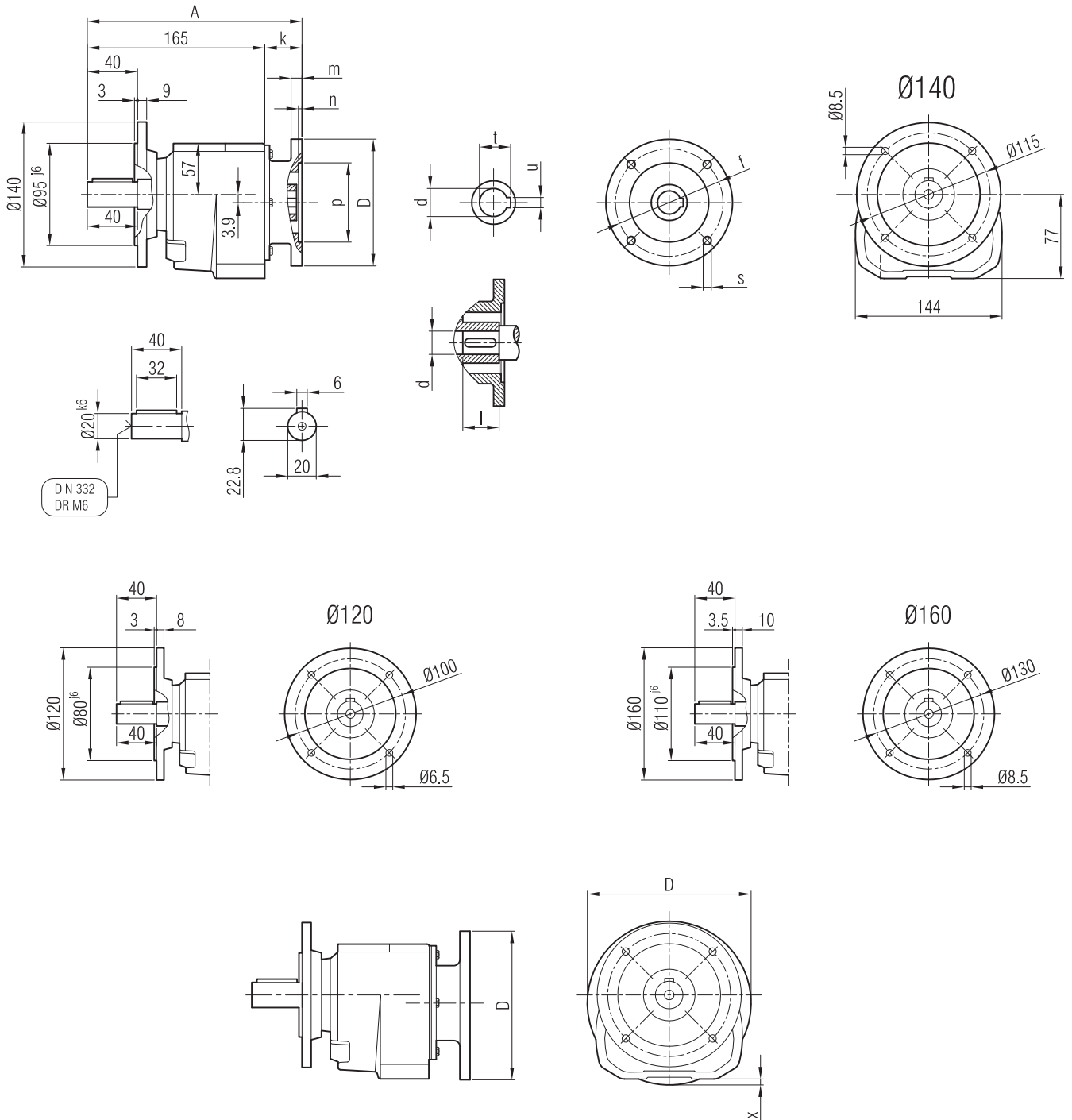
İRAP 43



	A	p	f	D	s	k	m	n	d	l	t	u	x				
63/B5	200.5	95	115	140	M8	35.5	8	4	11	23	12.8	4	-				
71/B5	209	110	130	160	M8	44	9	4	14	30	16.3	5	-				
80/B5	208.5	130	165	200	M10	46	12	5	19	40	21.8	6	29				
90/B5	208.5	130	165	200	M10	46	12	5	24	50	27.3	8	29				



İRFP 42
İRFP 43



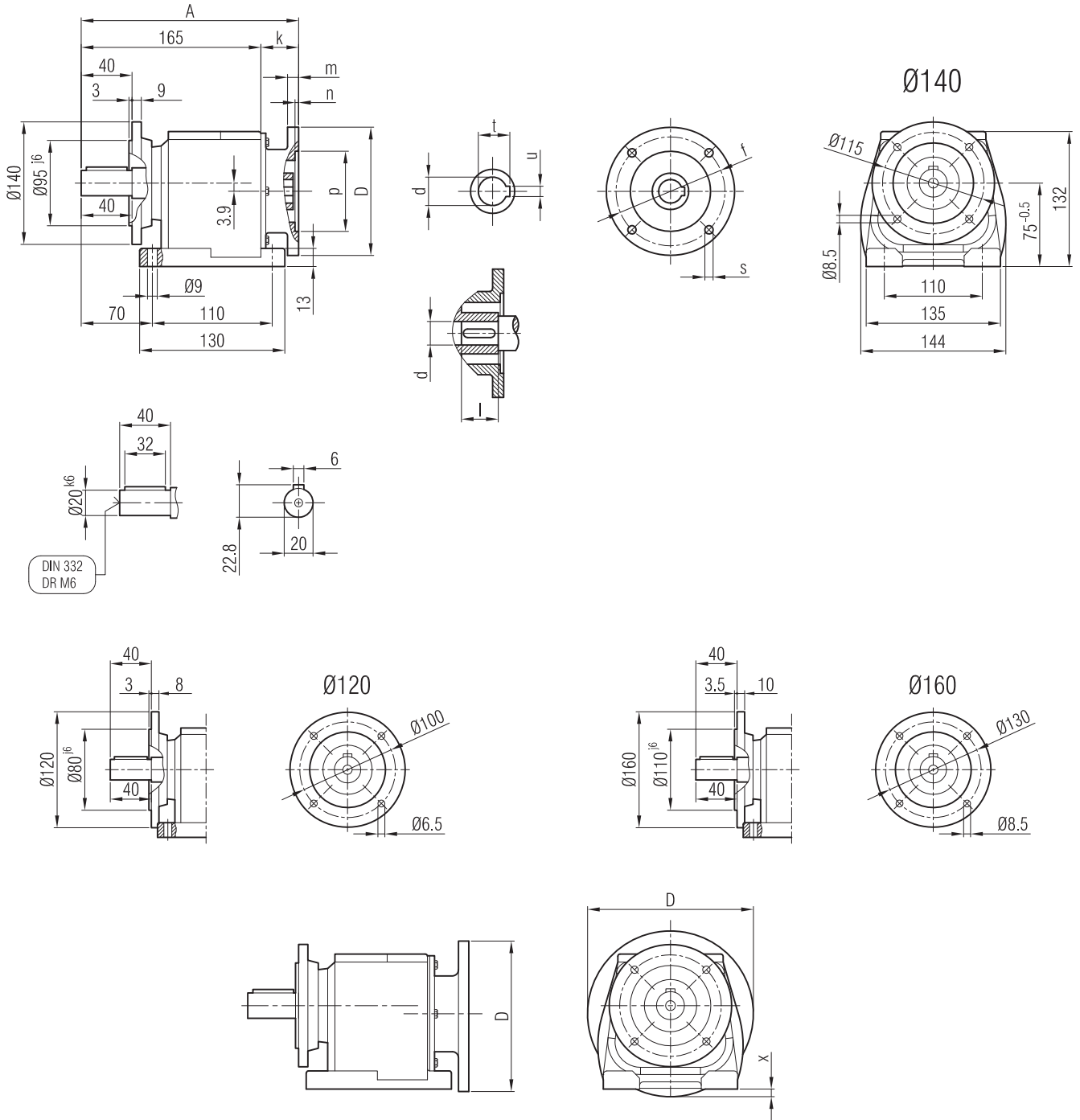
	A	p	f	D	s	k	m	n	d	l	t	u	x				
63/B5	200.5	95	115	140	M8	35.5	8	4	11	23	12.8	4	-				
71/B5	209	110	130	160	M8	44	9	4	14	30	16.3	5	-				
80/B5	208.5	130	165	200	M10	46	12	5	19	40	21.8	6	27				
90/B5	208.5	130	165	200	M10	46	12	5	24	50	27.3	8	27				





İRAFP 42

İRAFP 43

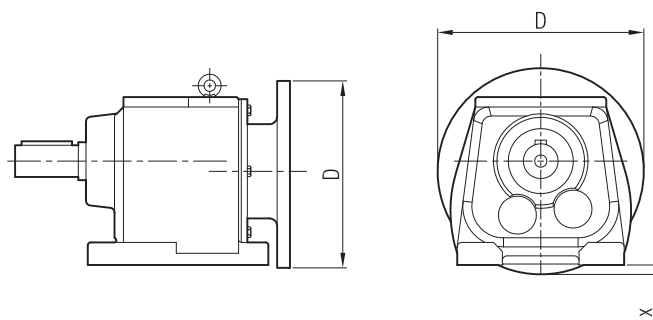
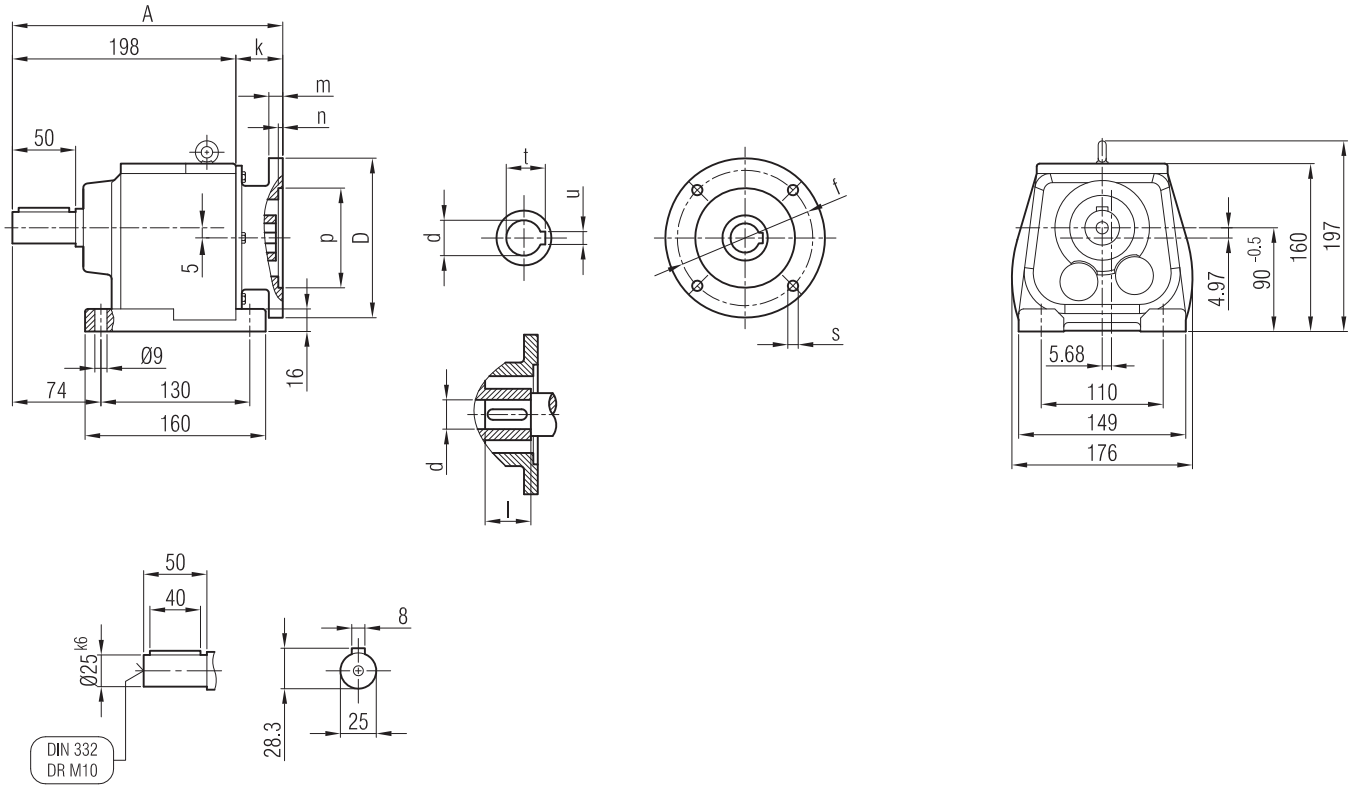


	A	p	f	D	s	k	m	n	d	l	t	u	x				
63/B5	200.5	95	115	140	M8	35.5	8	4	11	23	12.8	4	-				
71/B5	209	110	130	160	M8	44	9	4	14	30	16.3	5	-				
80/B5	208.5	130	165	200	M10	46	12	5	19	40	21.8	6	29				
90/B5	208.5	130	165	200	M10	46	12	5	24	50	27.3	8	29				





İRAP 52 İRAP 53



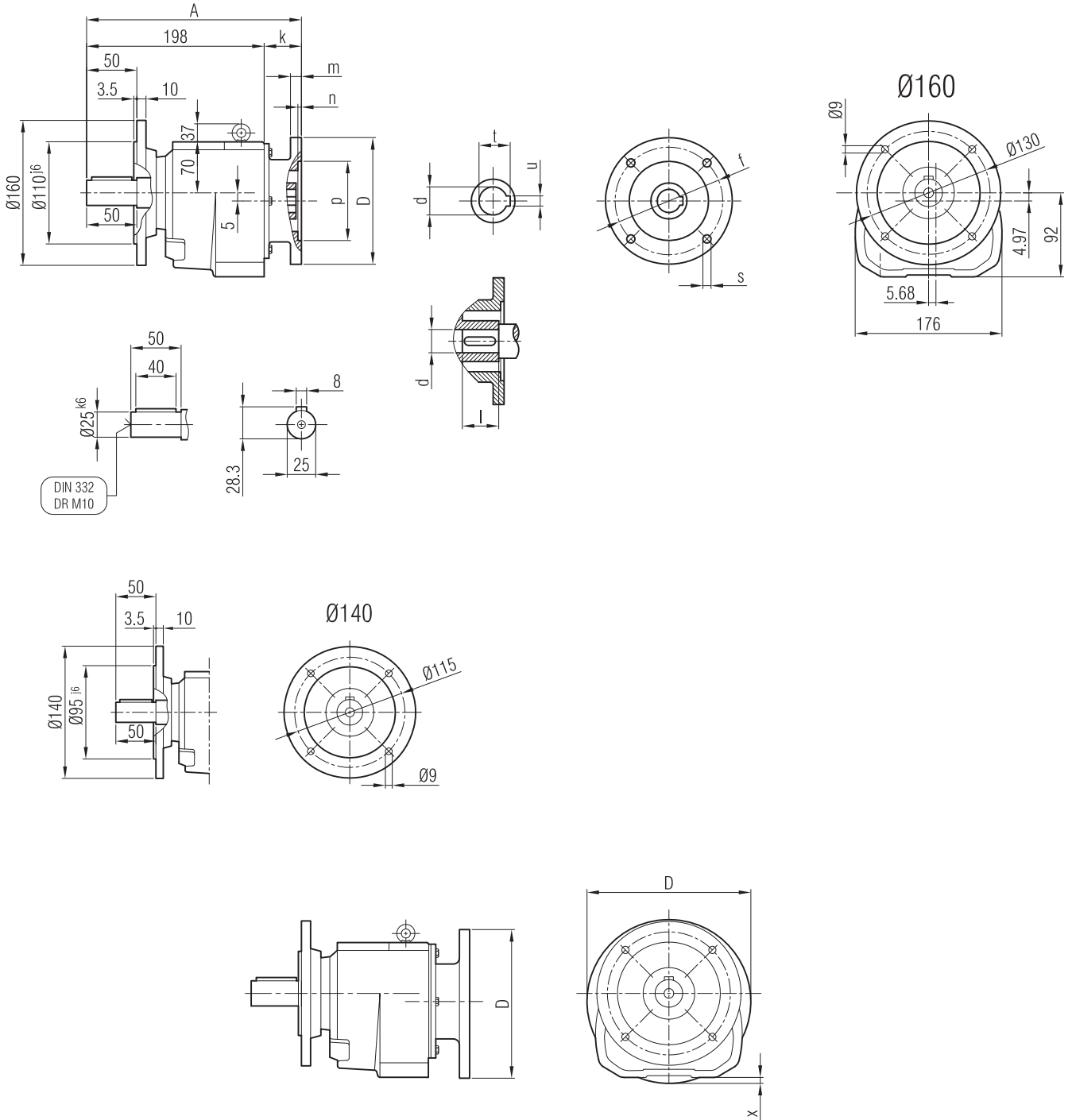
	A	p	f	D	s	k	m	n	d	l	t	u	x				
63/B5	233.5	95	115	140	M8	35.5	8	4	11	23	12.8	4	-				
71/B5	242	110	130	160	M8	44	9	4	14	30	16.3	5	-				
80/B5	239	130	165	200	M10	46	12	5	19	40	21.8	6	15				
90/B5	239	130	165	200	M10	46	12	5	24	50	27.3	8	15				
100/B5	258	180	215	250	M12	60	14	5	28	60	31.3	8	40				





İRFP 52

İRFP 53

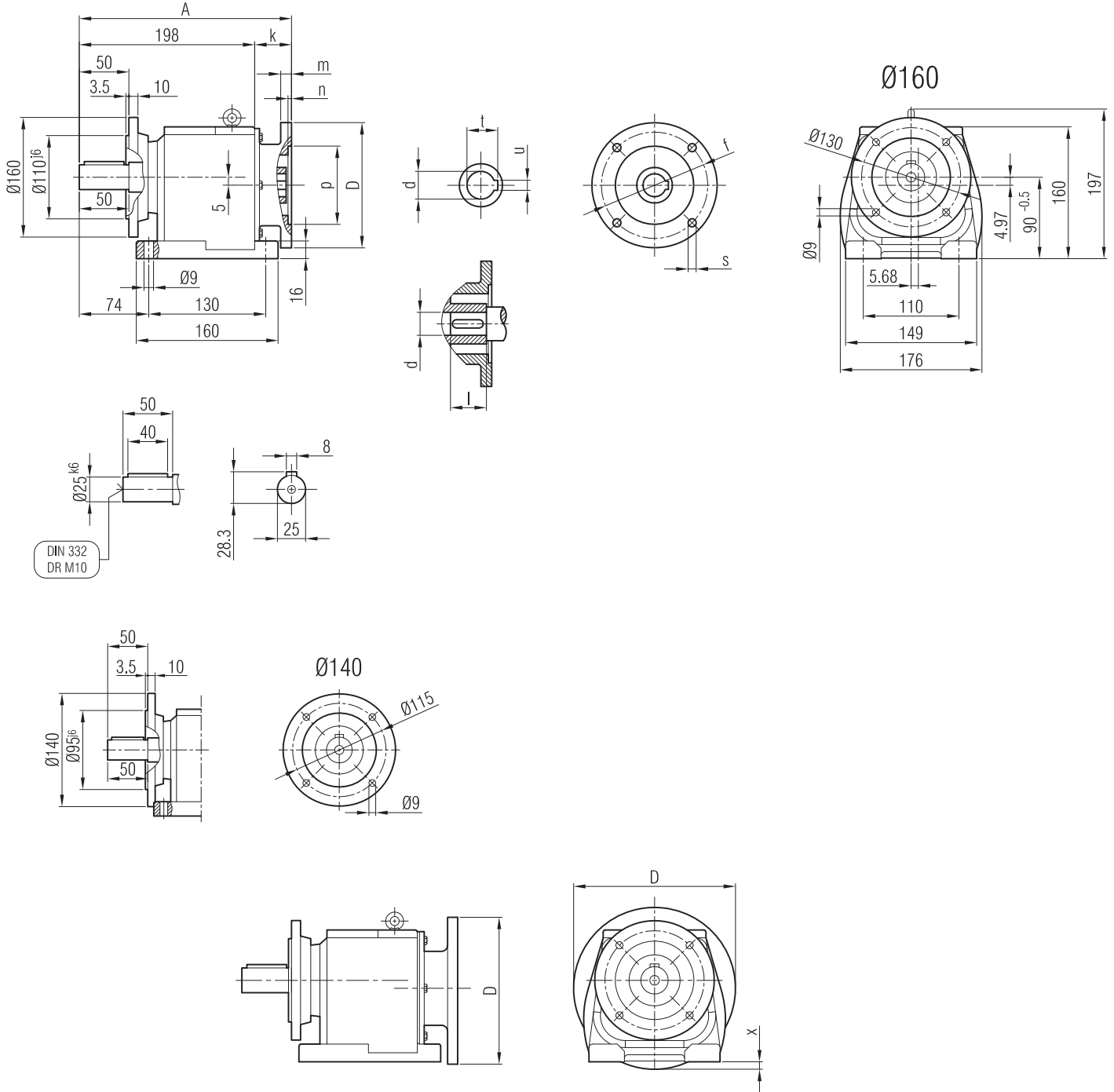


	A	p	f	D	s	k	m	n	d	l	t	u	x				
63/B5	233.5	95	115	140	M8	35.5	8	4	11	23	12.8	4	-				
71/B5	242	110	130	160	M8	44	9	4	14	30	16.3	5	-				
80/B5	239	130	165	200	M10	46	12	5	19	40	21.8	6	13				
90/B5	239	130	165	200	M10	46	12	5	24	50	27.3	8	13				
100/B5	258	180	215	250	M12	60	14	5	28	60	31.3	8	38				





İRAFP 52 İRAFP 53

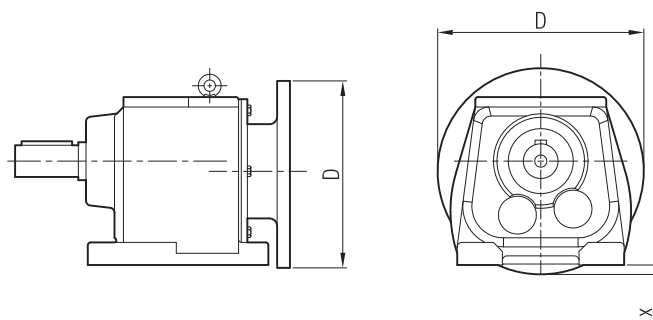
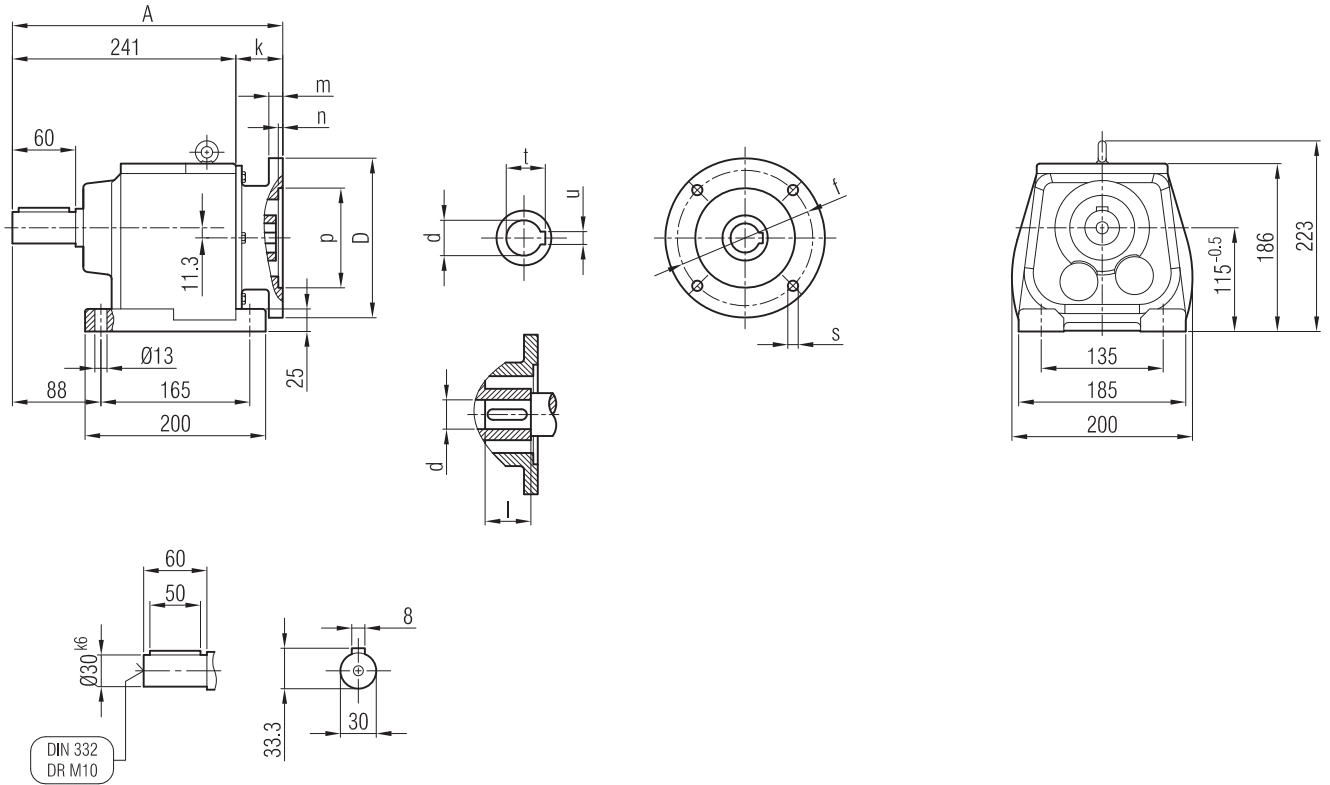


	A	p	f	D	s	k	m	n	d	l	t	u	x				
63/B5	233.5	95	115	140	M8	35.5	8	4	11	23	12.8	4	-				
71/B5	242	110	130	160	M8	44	9	4	14	30	16.3	5	-				
80/B5	239	130	165	200	M10	46	12	5	19	40	21.8	6	15				
90/B5	239	130	165	200	M10	46	12	5	24	50	27.3	8	15				
100/B5	258	180	215	250	M12	60	14	5	28	60	31.3	8	40				





İRAP 621 İRAP 631



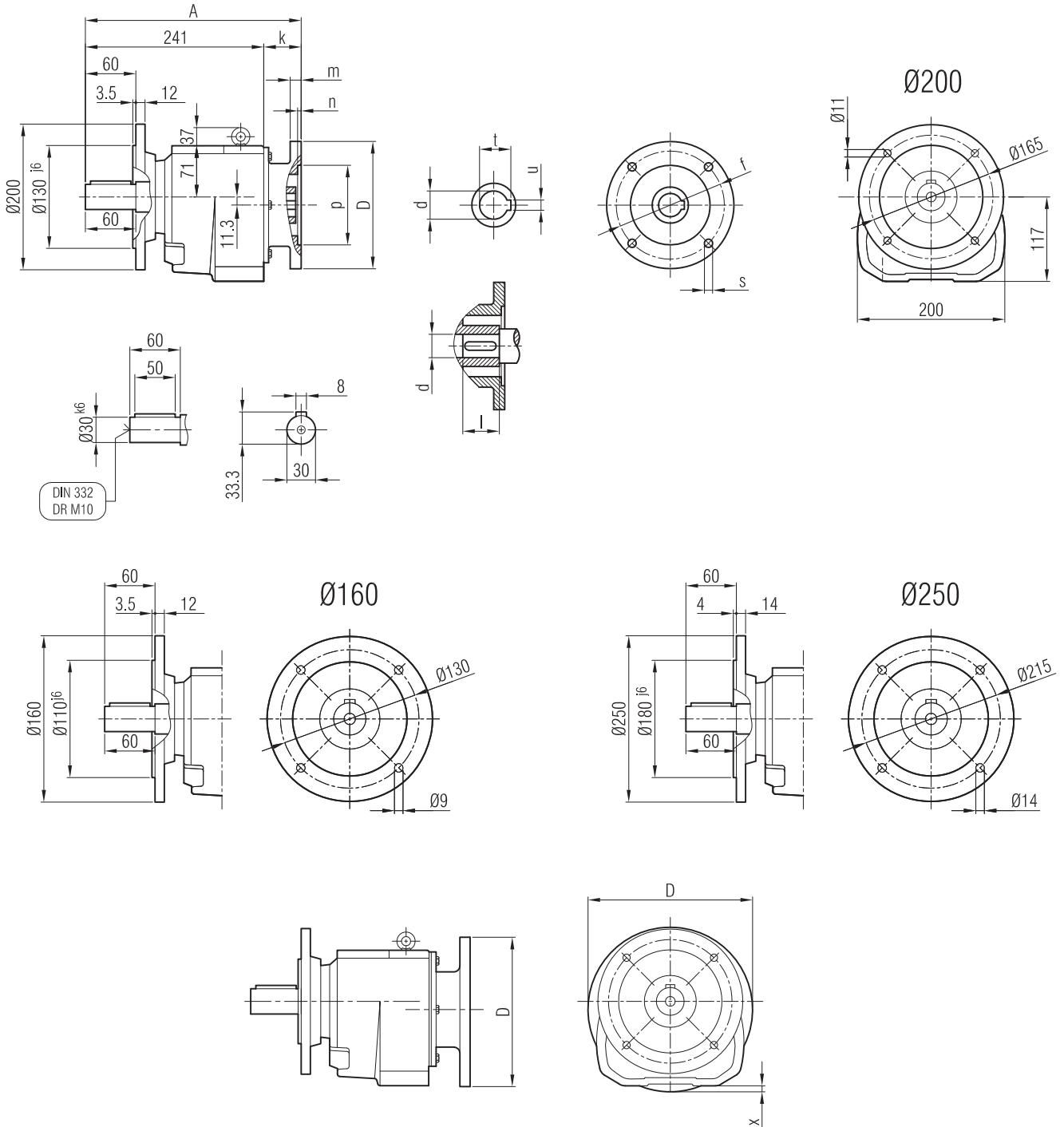
	A	p	f	D	s	k	m	n	d	l	t	u	x				
63/B5	276.5	95	115	140	M8	35,5	8	4	11	23	12.8	4	-				
71/B5	286	110	130	160	M8	45	9	4	14	30	16.3	5	-				
80/B5	291	130	165	200	M10	50	12	5	19	40	21.8	6	-				
90/B5	291	130	165	200	M10	50	12	5	24	50	27.3	8	-				
100/B5	304	180	215	250	M12	63	14	5	28	60	31.3	8	22				
112/B5	304	180	215	250	M12	63	14	5	28	60	31.3	8	22				
132/B5	320	230	265	300	M12	79	17	6	38	60	41.3	10	47				





İRFP 621

İRFP 631



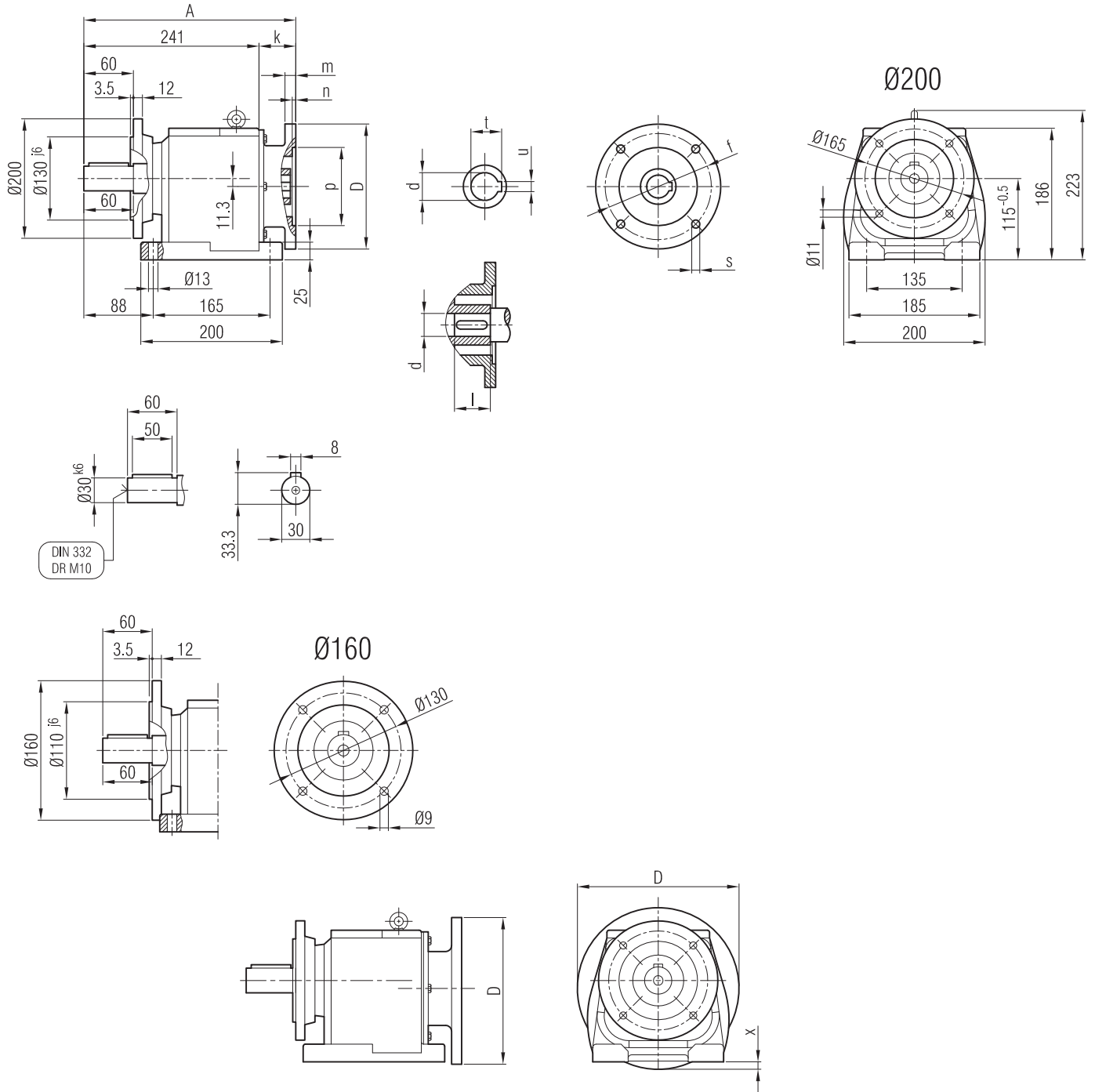
	A	p	f	D	s	k	m	n	d	l	t	u	x				
63/B5	276.5	95	115	140	M8	35,5	8	4	11	23	12,8	4	-				
71/B5	286	110	130	160	M8	45	9	4	14	30	16,3	5	-				
80/B5	291	130	165	200	M10	50	12	5	19	40	21,8	6	-				
90/B5	291	130	165	200	M10	50	12	5	24	50	27,3	8	-				
100/B5	304	180	215	250	M12	63	14	5	28	60	31,3	8	20				
112/B5	304	180	215	250	M12	63	14	5	28	60	31,3	8	20				
132/B5	320	230	265	300	M12	79	17	6	38	60	41,3	10	45				





İRAFP 621

İRAFP 631

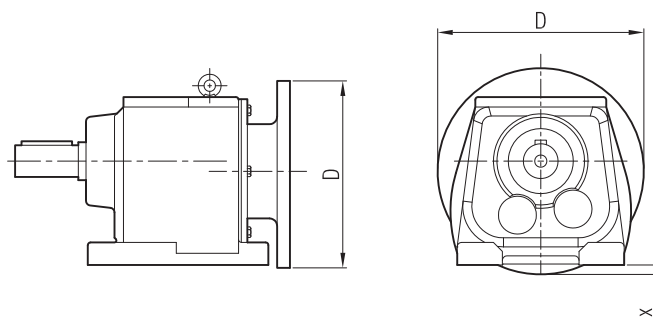
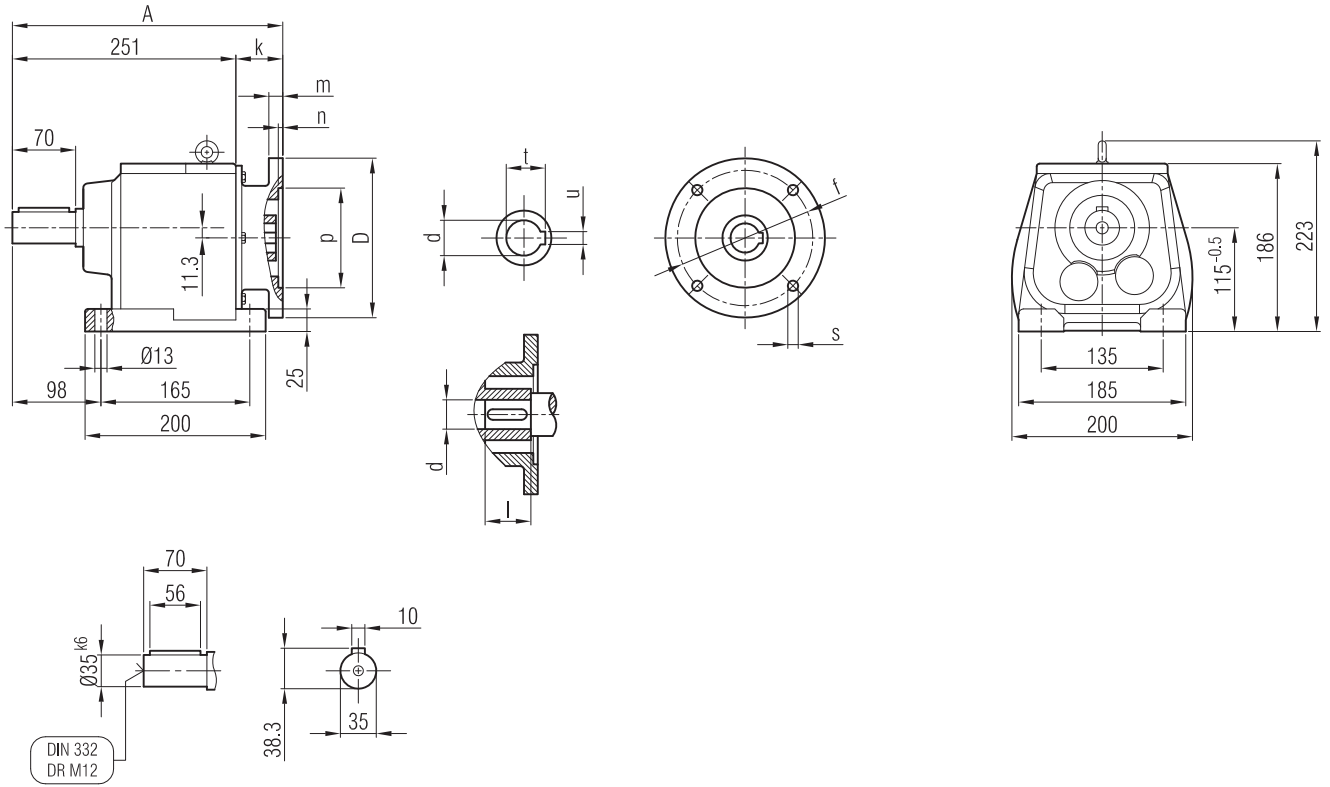


	A	p	f	D	s	k	m	n	d	l	t	u	x				
63/B5	276.5	95	115	140	M8	35,5	8	4	11	23	12.8	4	-				
71/B5	286	110	130	160	M8	45	9	4	14	30	16.3	5	-				
80/B5	291	130	165	200	M10	50	12	5	19	40	21.8	6	-				
90/B5	291	130	165	200	M10	50	12	5	24	50	27.3	8	-				
100/B5	304	180	215	250	M12	63	14	5	28	60	31.3	8	22				
112/B5	304	180	215	250	M12	63	14	5	28	60	31.3	8	22				
132/B5	320	230	265	300	M12	79	17	6	38	60	41.3	10	47				





İRAP 62
İRAP 63



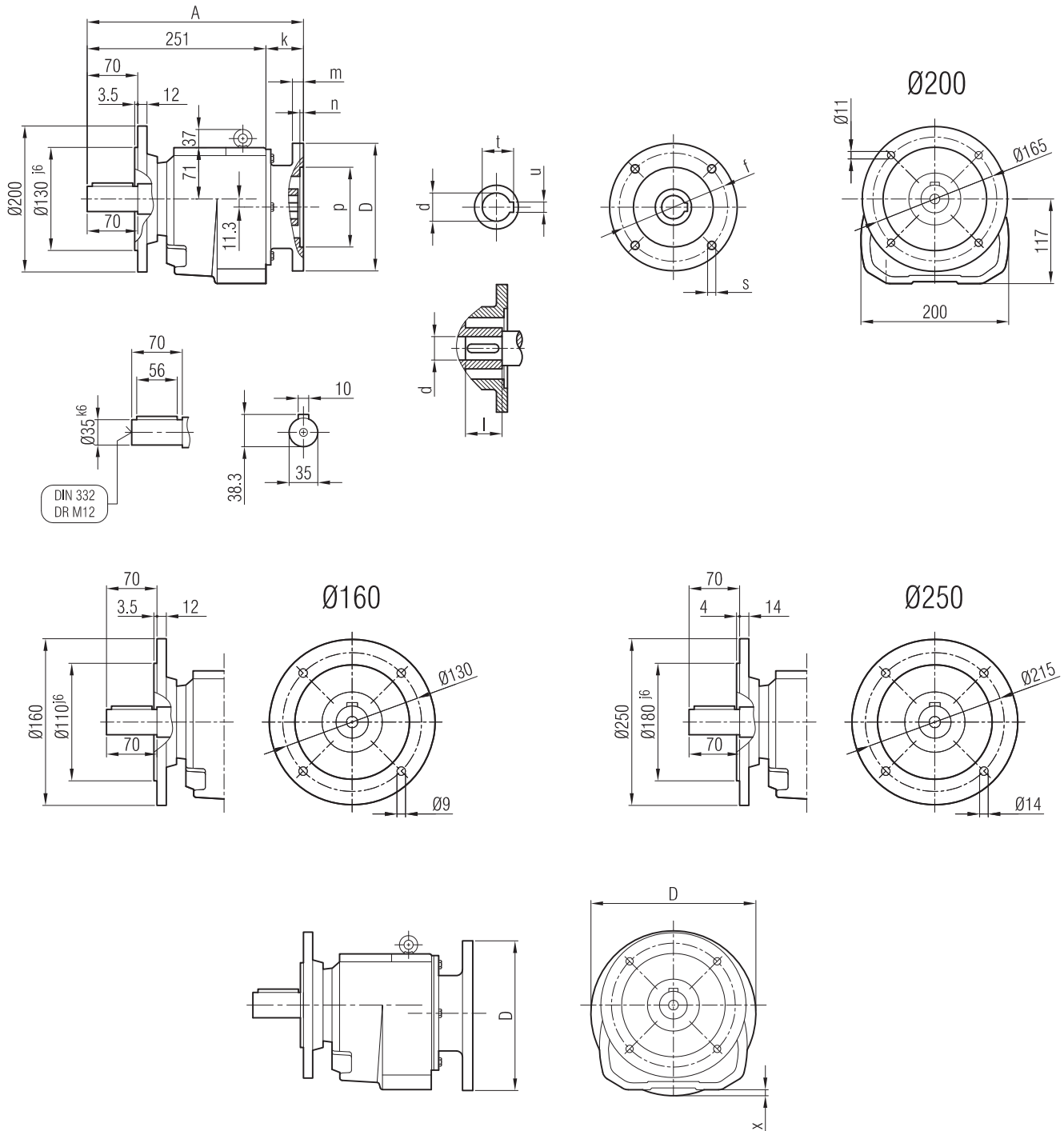
	A	p	f	D	s	k	m	n	d	l	t	u	x				
63/B5	286.5	95	115	140	M8	35,5	8	4	11	23	12.8	4	-				
71/B5	296	110	130	160	M8	45	9	4	14	30	16.3	5	-				
80/B5	301	130	165	200	M10	50	12	5	19	40	21.8	6	-				
90/B5	301	130	165	200	M10	50	12	5	24	50	27.3	8	-				
100/B5	314	180	215	250	M12	63	14	5	28	60	31.3	8	22				
112/B5	314	180	215	250	M12	63	14	5	28	60	31.3	8	22				
132/B5	330	230	265	300	M12	79	17	6	38	60	41.3	10	47				





İRFP 62

İRFP 63



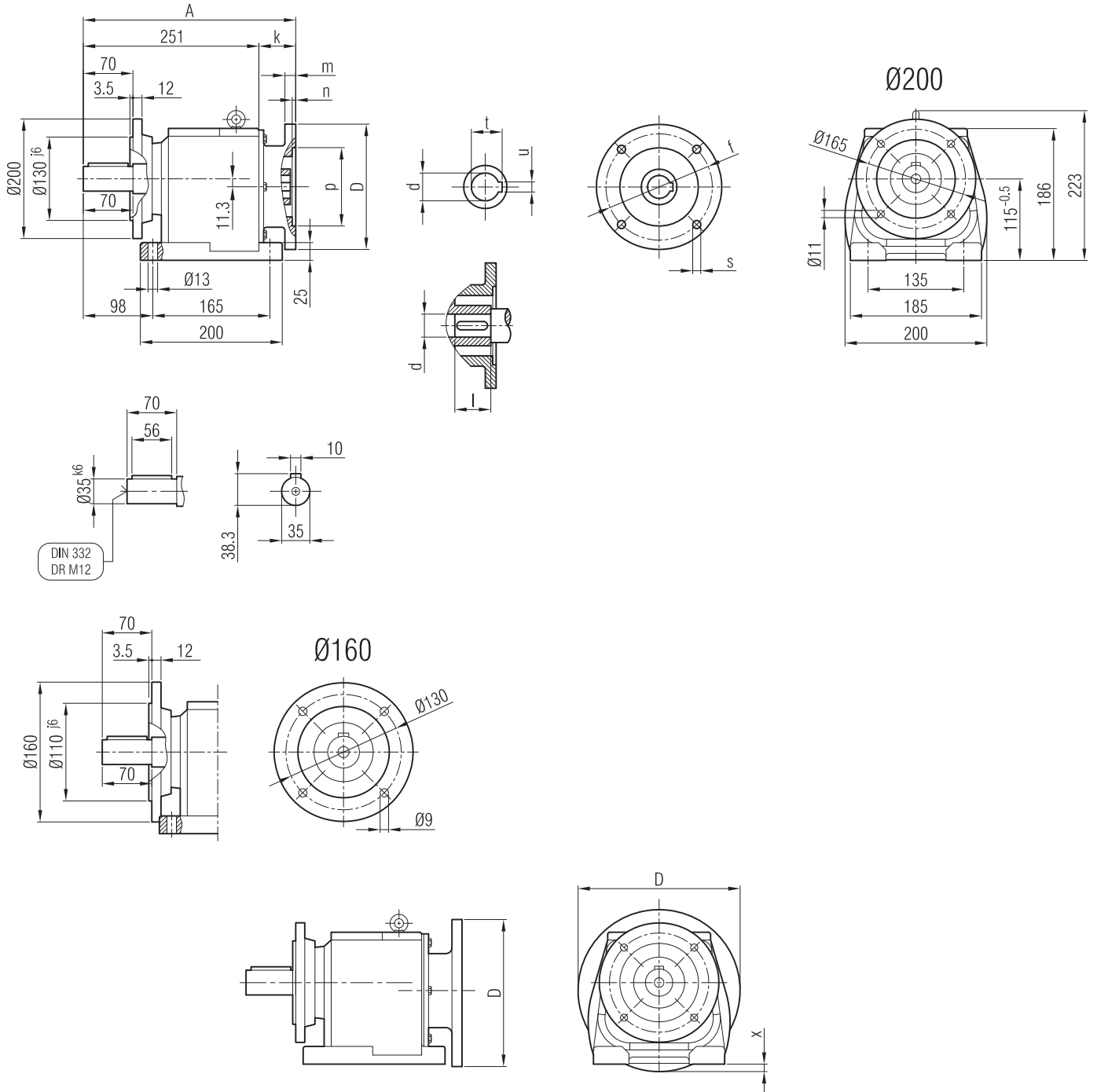
	A	p	f	D	s	k	m	n	d	l	t	u	x				
63/B5	286.5	95	115	140	M8	35,5	8	4	11	23	12,8	4	-				
71/B5	296	110	130	160	M8	45	9	4	14	30	16,3	5	-				
80/B5	301	130	165	200	M10	50	12	5	19	40	21,8	6	-				
90/B5	301	130	165	200	M10	50	12	5	24	50	27,3	8	-				
100/B5	314	180	215	250	M12	63	14	5	28	60	31,3	8	20				
112/B5	314	180	215	250	M12	63	14	5	28	60	31,3	8	20				
132/B5	330	230	265	300	M12	79	17	6	38	60	41,3	10	45				





İRAFP 62

İRAFP 63

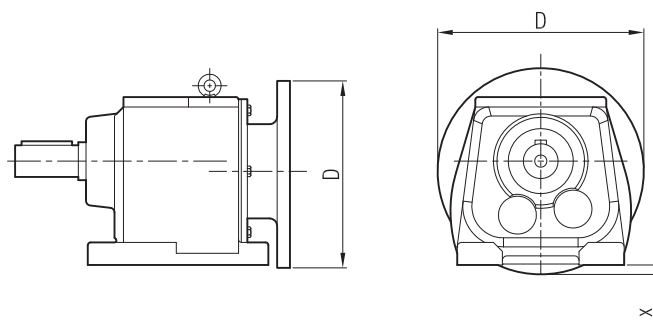
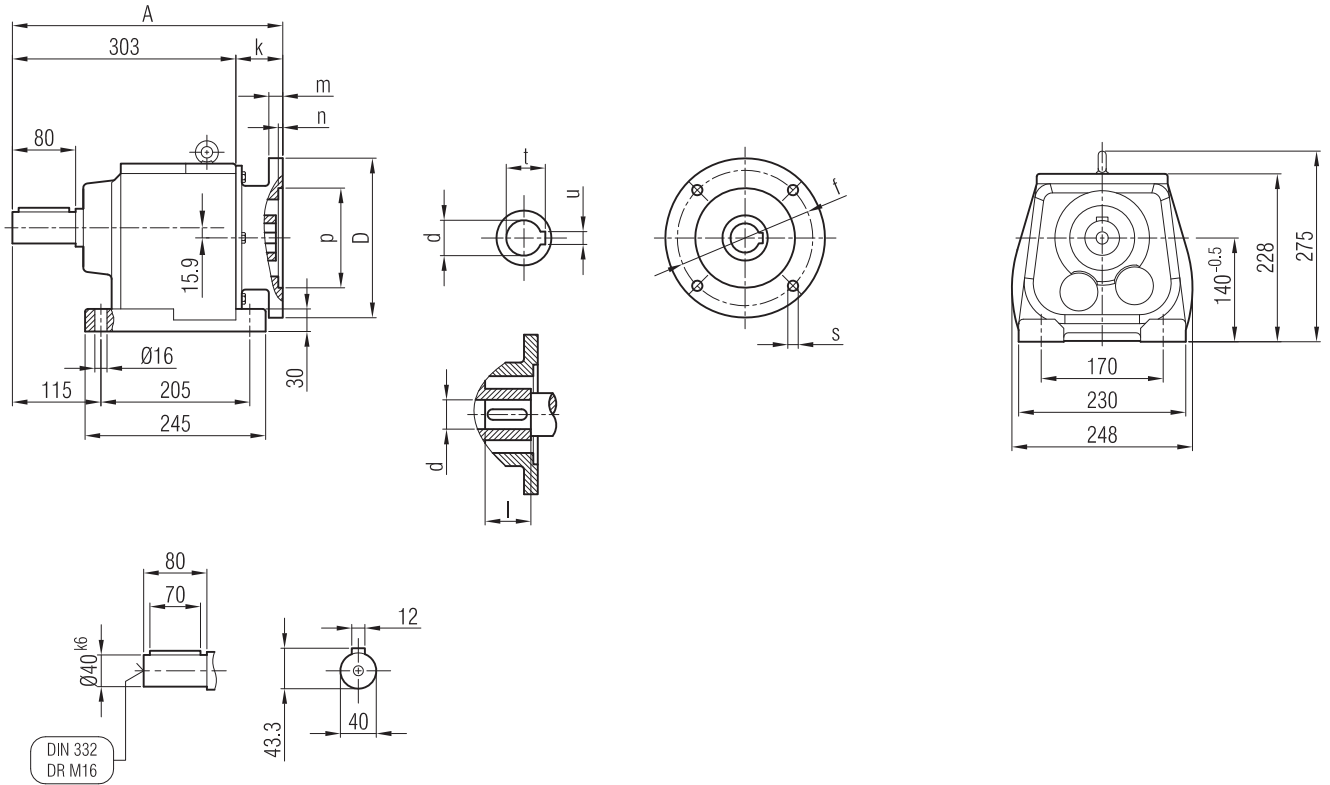


	A	p	f	D	s	k	m	n	d	l	t	u	x				
63/B5	286.5	95	115	140	M8	35,5	8	4	11	23	12.8	4	-				
71/B5	296	110	130	160	M8	45	9	4	14	30	16.3	5	-				
80/B5	301	130	165	200	M10	50	12	5	19	40	21.8	6	-				
90/B5	301	130	165	200	M10	50	12	5	24	50	27.3	8	-				
100/B5	314	180	215	250	M12	63	14	5	28	60	31.3	8	22				
112/B5	314	180	215	250	M12	63	14	5	28	60	31.3	8	22				
132/B5	330	230	265	300	M12	79	17	6	38	60	41.3	10	47				





İRAP 72
İRAP 73



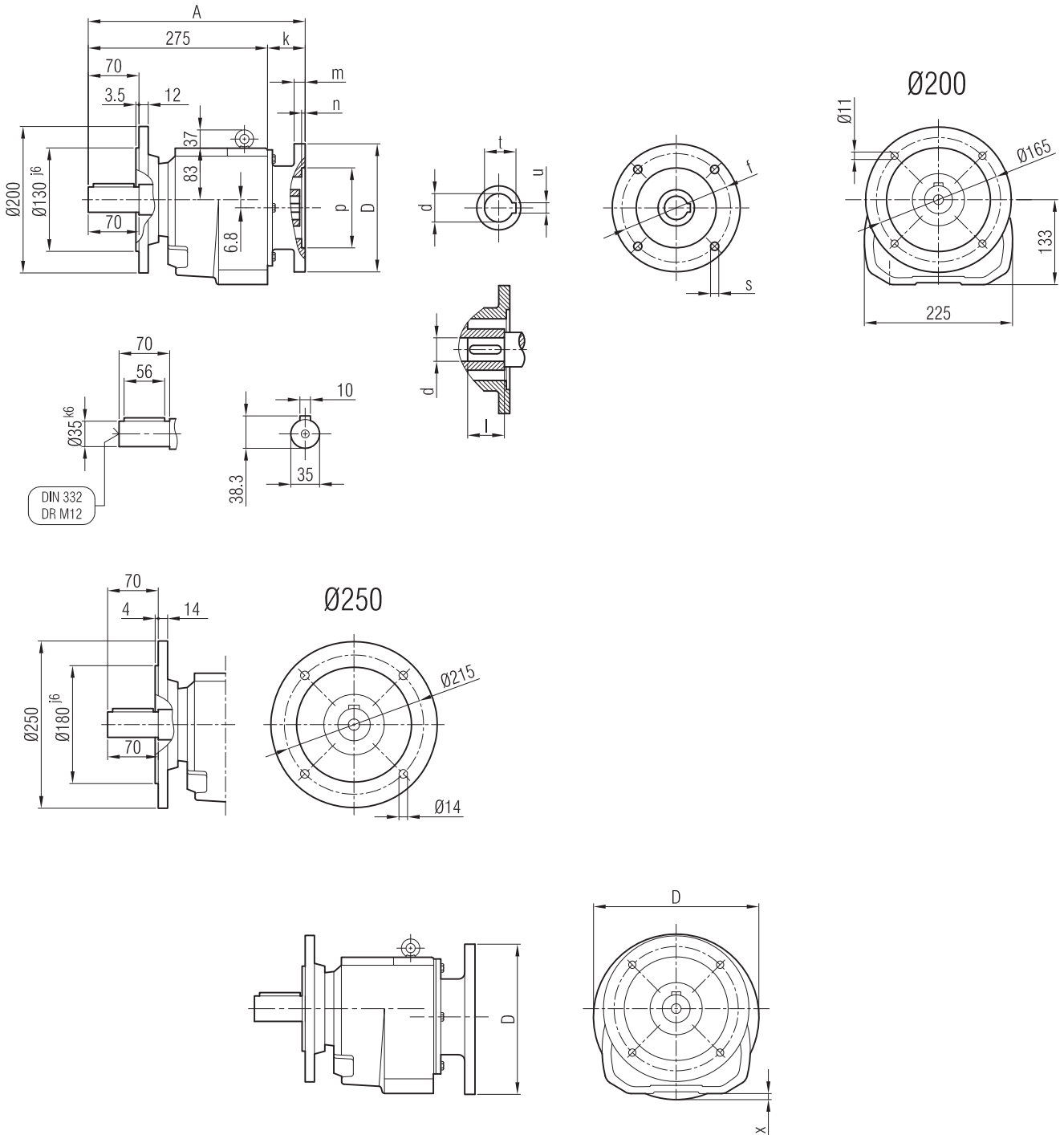
	A	p	f	D	s	k	m	n	d	l	t	u	x				
71/B5	358	110	130	160	M8	55	10	4	14	30	16.3	5	-				
80/B5	370	130	165	200	M10	67	12	5	19	40	21.8	6	-				
90/B5	370	130	165	200	M10	67	12	5	24	50	27.3	8	-				
100/B5	374.5	180	215	250	M12	71.5	14	5	28	60	31.3	8	1				
112/B5	374.5	180	215	250	M12	71.5	14	5	28	60	31.3	8	1				
132/B5	398.5	230	265	300	M12	95.5	17	5	38	80	41.3	10	26				





İRFP 721

İRFP 731

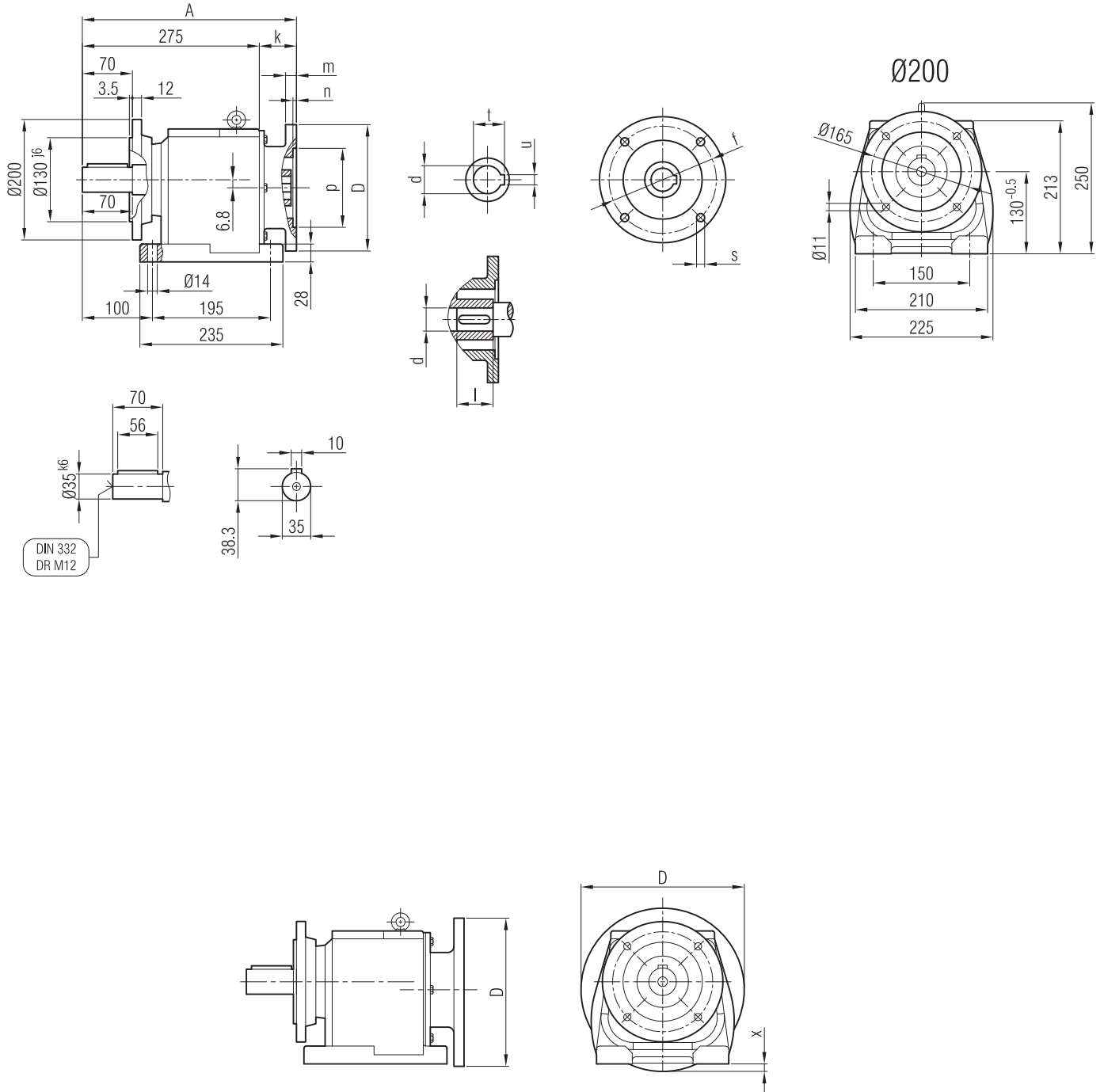


	A	p	f	D	s	k	m	n	d	l	t	u	x				
71/B5	330	110	130	160	M8	55	10	4	14	30	16.3	5	-				
80/B5	342	130	165	200	M10	67	12	5	19	40	21.8	6	-				
90/B5	342	130	165	200	M10	67	12	5	24	50	27.3	8	-				
100/B5	346.5	180	215	250	M12	71.5	14	5	28	60	31.3	8	-				
112/B5	346.5	180	215	250	M12	71.5	14	5	28	60	31.3	8	-				
132/B5	370.5	230	265	300	M12	95.5	17	5	38	80	41.3	10	23.8				





İRAFP 721
İRAFP 731



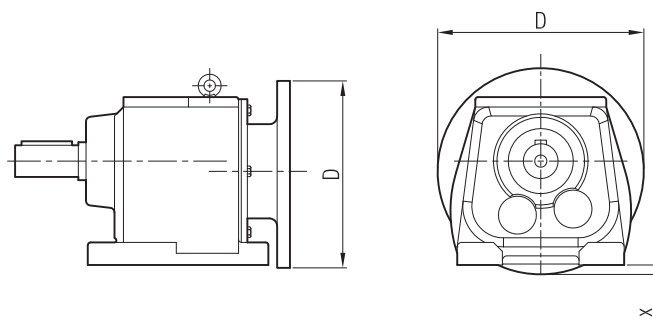
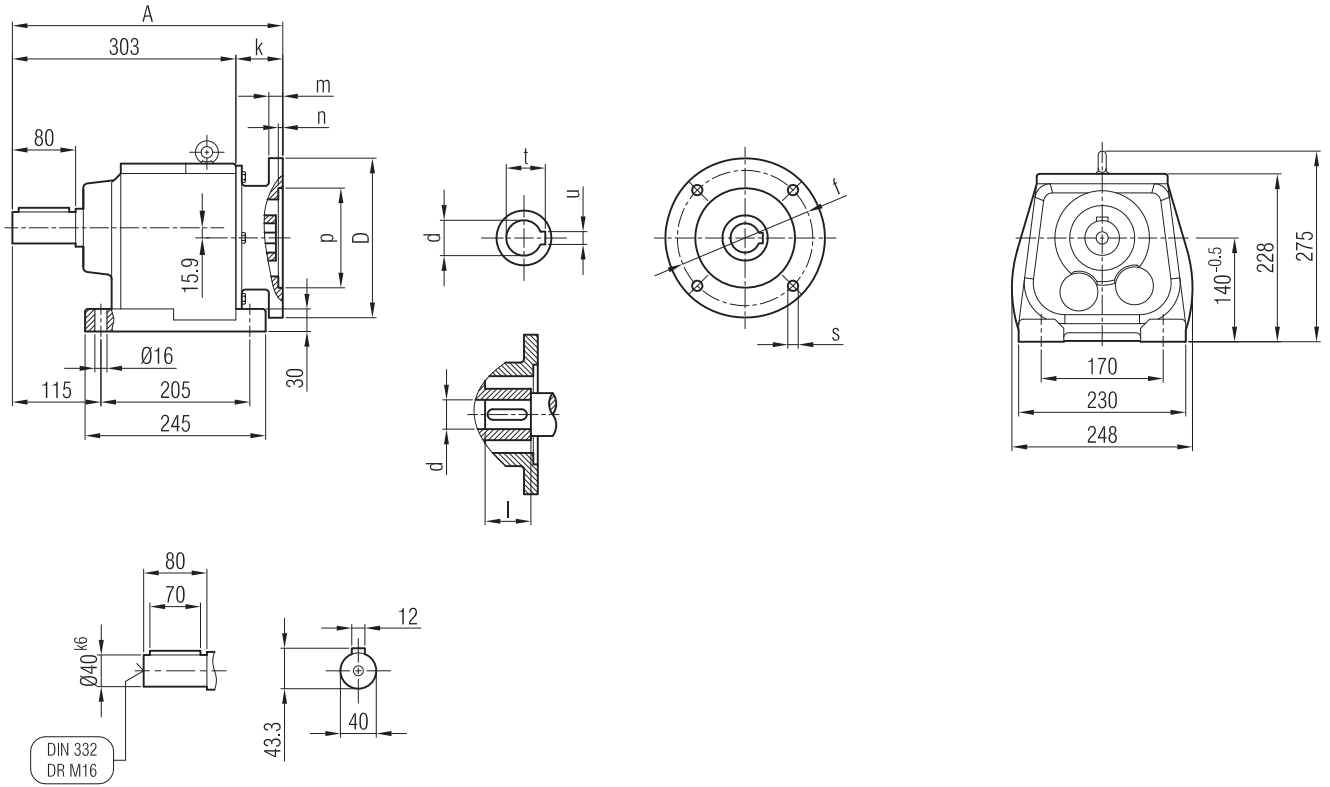
	A	p	f	D	s	k	m	n	d	l	t	u	x				
71/B5	330	110	130	160	M8	55	10	4	14	30	16.3	5	-				
80/B5	342	130	165	200	M10	67	12	5	19	40	21.8	6	-				
90/B5	342	130	165	200	M10	67	12	5	24	50	27.3	8	-				
100/B5	346.5	180	215	250	M12	71.5	14	5	28	60	31.3	8	1.8				
112/B5	346.5	180	215	250	M12	71.5	14	5	28	60	31.3	8	1.8				
132/B5	370.5	230	265	300	M12	95.5	17	5	38	80	41.3	10	26.8				





İRAP 72

İRAP 73



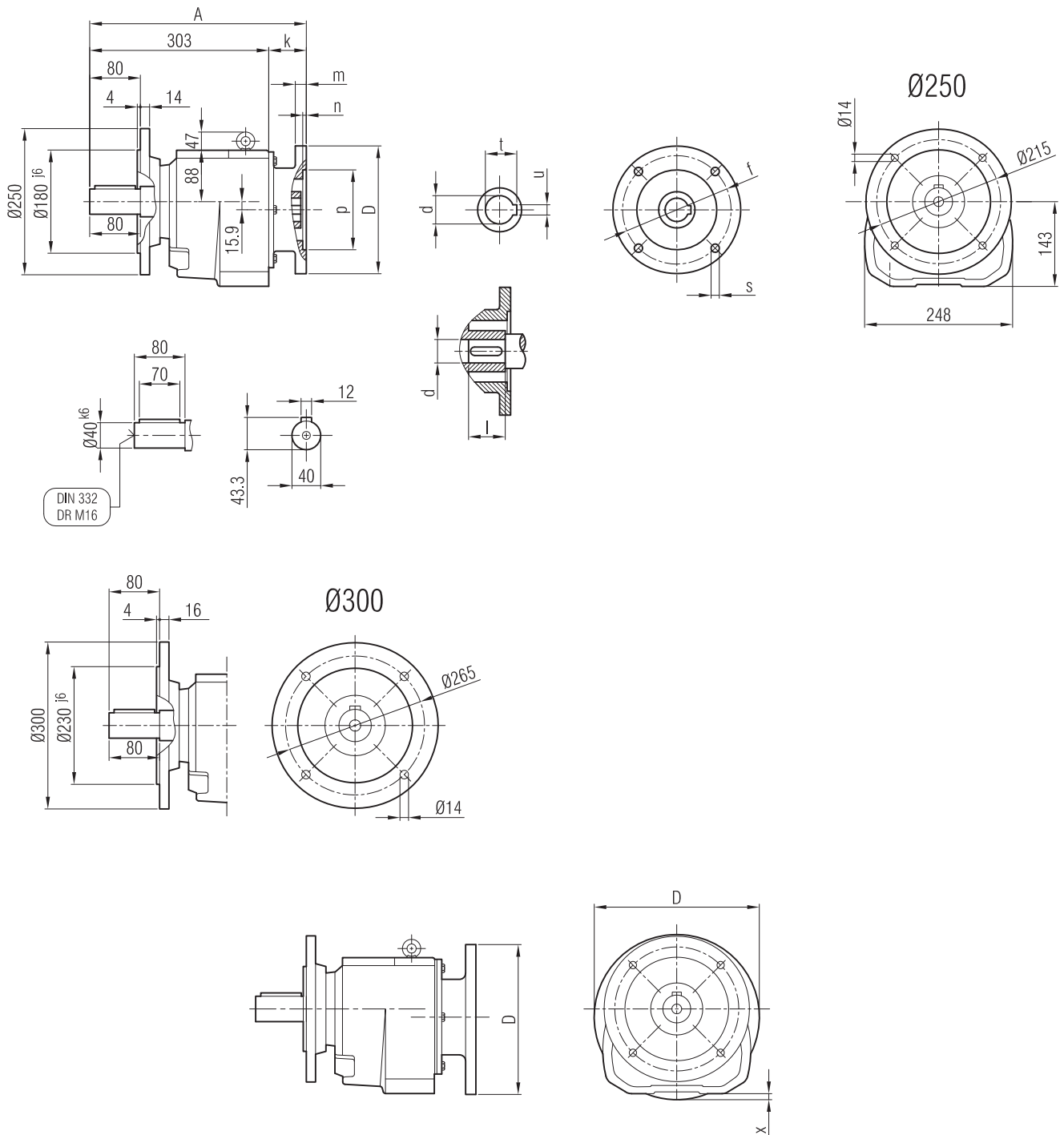
	A	p	f	D	s	k	m	n	d	l	t	u	x				
71/B5	358	110	130	160	M8	55	10	4	14	30	16.3	5	-				
80/B5	370	130	165	200	M10	67	12	5	19	40	21.8	6	-				
90/B5	370	130	165	200	M10	67	12	5	24	50	27.3	8	-				
100/B5	374.5	180	215	250	M12	71.5	14	5	28	60	31.3	8	1				
112/B5	374.5	180	215	250	M12	71.5	14	5	28	60	31.3	8	1				
132/B5	398.5	230	265	300	M12	95.5	17	5	38	80	41.3	10	26				





İRFP 72

İRFP 73



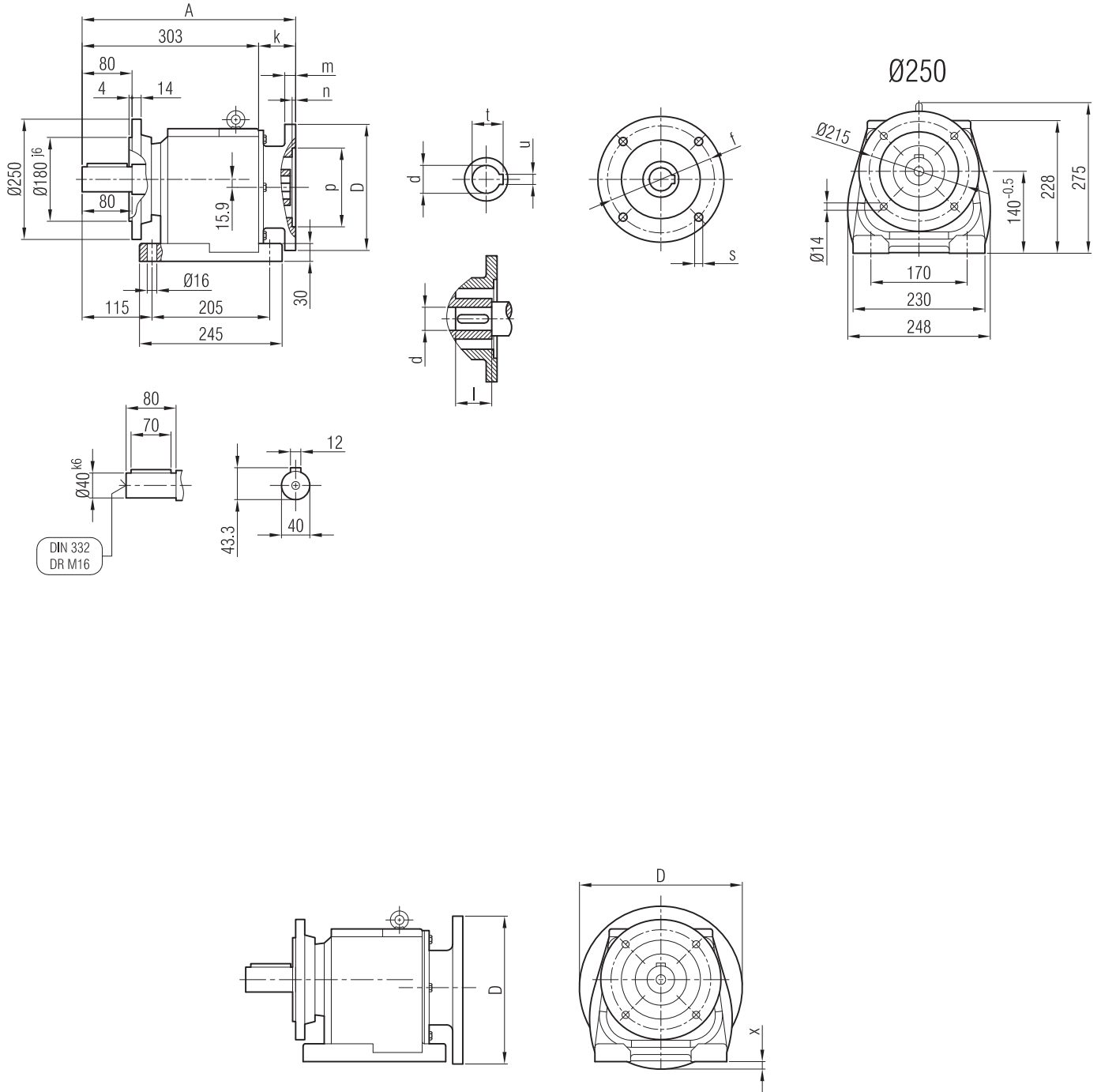
	A	p	f	D	s	k	m	n	d	l	t	u	x				
71/B5	358	110	130	160	M8	55	10	4	14	30	16.3	5	-				
80/B5	370	130	165	200	M10	67	12	5	19	40	21.8	6	-				
90/B5	370	130	165	200	M10	67	12	5	24	50	27.3	8	-				
100/B5	374.5	180	215	250	M12	71.5	14	5	28	60	31.3	8	-				
112/B5	374.5	180	215	250	M12	71.5	14	5	28	60	31.3	8	-				
132/B5	398.5	230	265	300	M12	95.5	17	5	38	80	41.3	10	23				





İRAFP 72

İRAFP 73

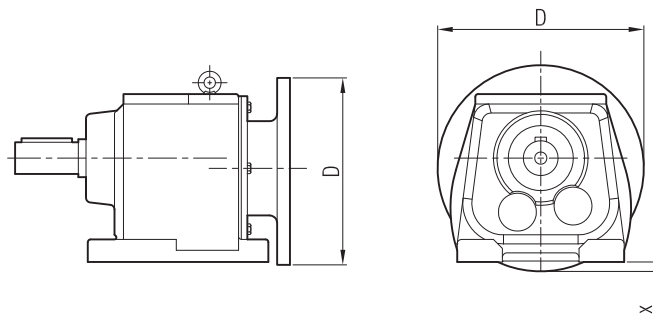
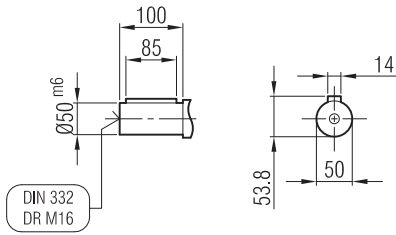
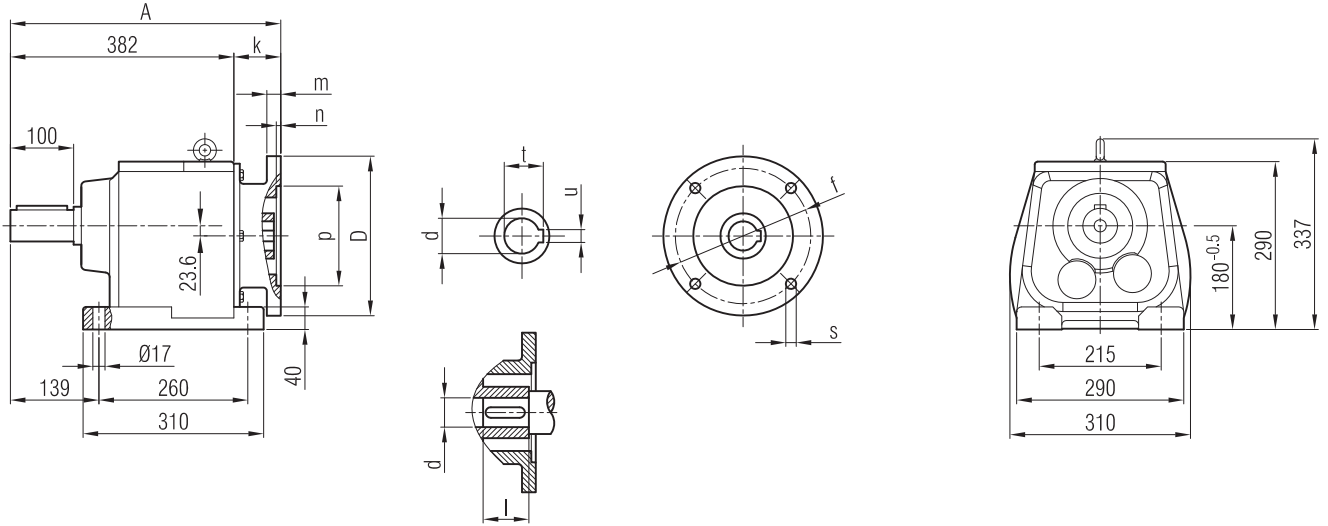


	A	p	f	D	s	k	m	n	d	l	t	u	x				
71/B5	358	110	130	160	M8	55	10	4	14	30	16.3	5	-				
80/B5	370	130	165	200	M10	67	12	5	19	40	21.8	6	-				
90/B5	370	130	165	200	M10	67	12	5	24	50	27.3	8	-				
100/B5	374.5	180	215	250	M12	71.5	14	5	28	60	31.3	8	1				
112/B5	374.5	180	215	250	M12	71.5	14	5	28	60	31.3	8	1				
132/B5	398.5	230	265	300	M12	95.5	17	5	38	80	41.3	10	26				





İRAP 82
İRAP 83

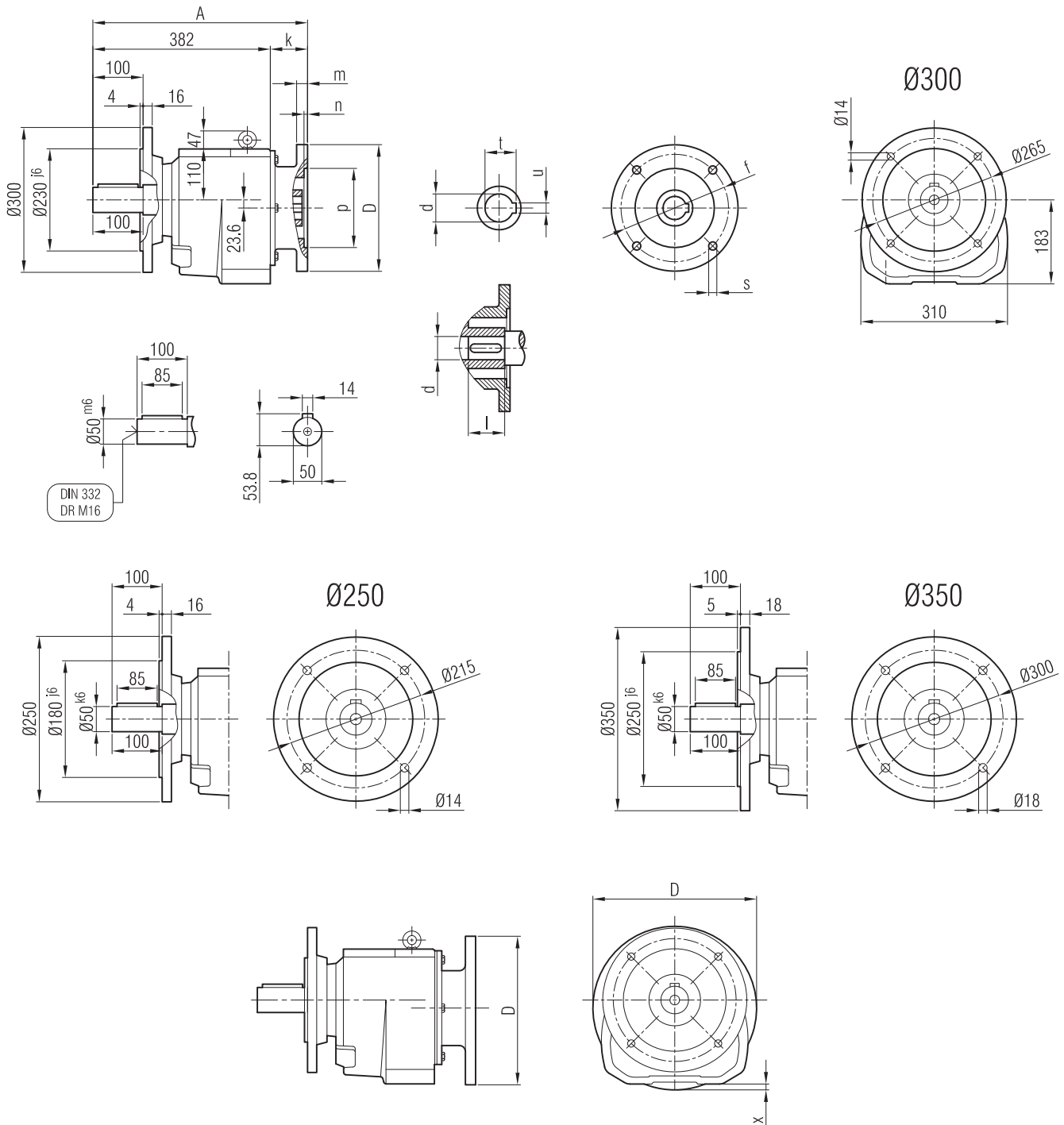


	A	p	f	D	s	k	m	n	d	l	t	u	x				
80/B5	449	130	165	200	M10	67	12	5	19	40	21.8	6	-				
90/B5	449	130	165	200	M10	67	12	5	24	50	27.3	8	-				
100/B5	456	180	215	250	M12	74	14	5	28	60	31.3	8	-				
112/B5	456	180	215	250	M12	74	14	5	28	60	31.3	8	-				
132/B5	477	230	265	300	M12	95	17	6	38	80	41.3	10	-				
160/B5	493	250	300	350	M14	111	18	6.5	42	110	45.3	12	19				
180/B5	493	250	300	350	M14	111	18	6.5	48	110	51.8	14	19				





İRFP 82
İRFP 83



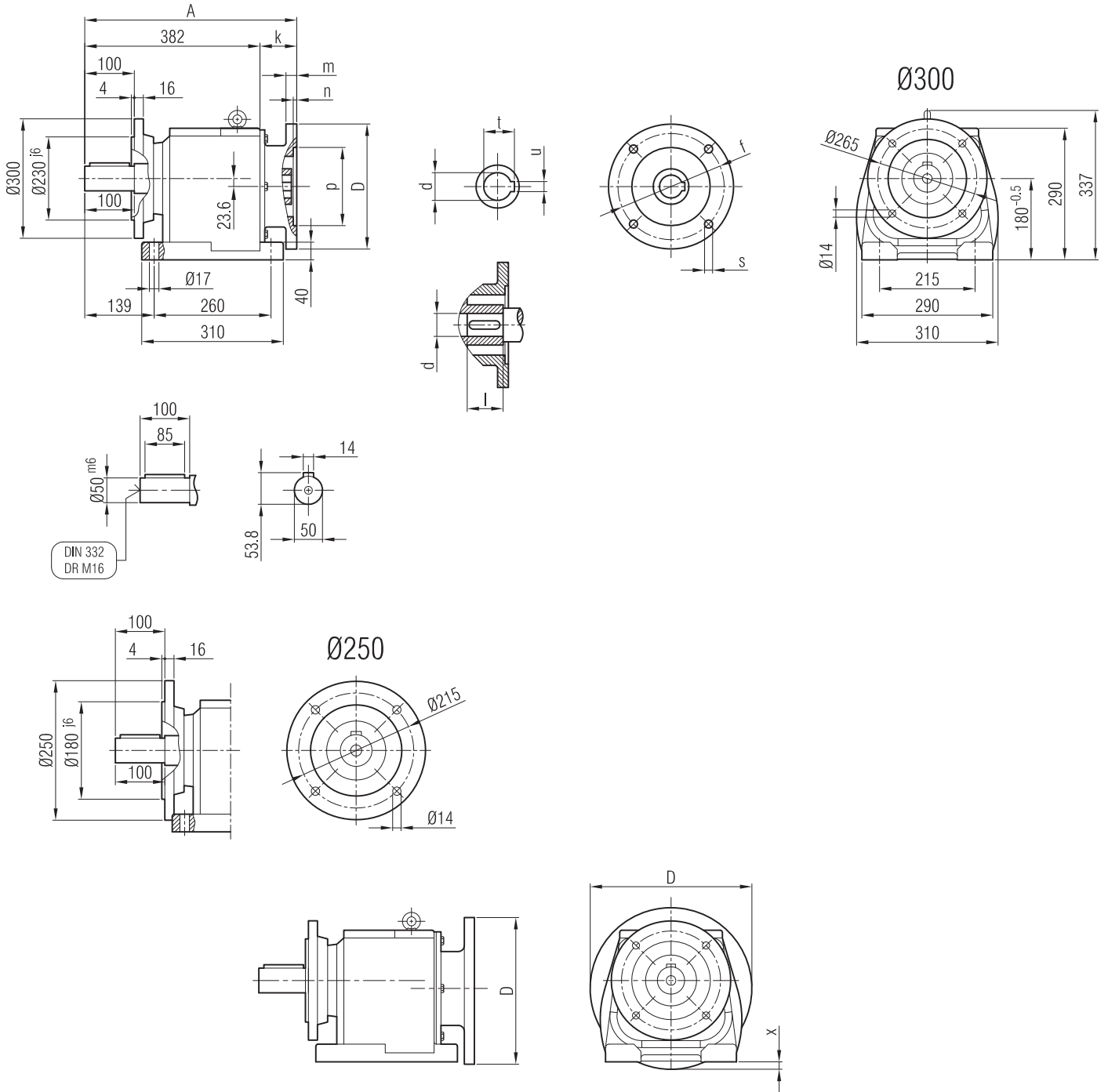
	A	p	f	D	s	k	m	n	d	l	t	u	x				
80/B5	449	130	165	200	M10	67	12	5	19	40	21.8	6	-				
90/B5	449	130	165	200	M10	67	12	5	24	50	27.3	8	-				
100/B5	456	180	215	250	M12	74	14	5	28	60	31.3	8	-				
112/B5	456	180	215	250	M12	74	14	5	28	60	31.3	8	-				
132/B5	477	230	265	300	M12	95	17	6	38	80	41.3	10	-				
160/B5	493	250	300	350	M14	111	18	6.5	42	110	45.3	12	16				
180/B5	493	250	300	350	M14	111	18	6.5	48	110	51.8	14	16				





İRAFP 82

İRAFP 83

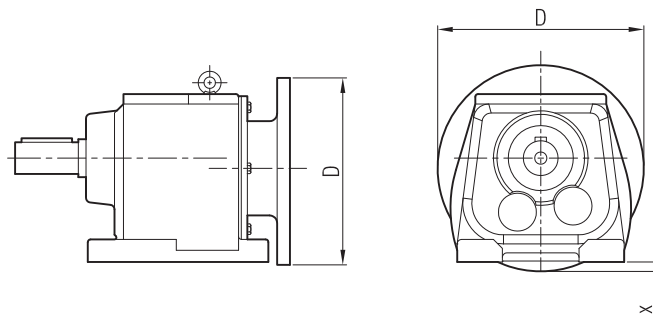
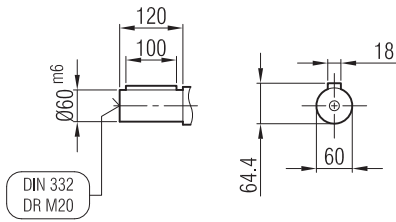
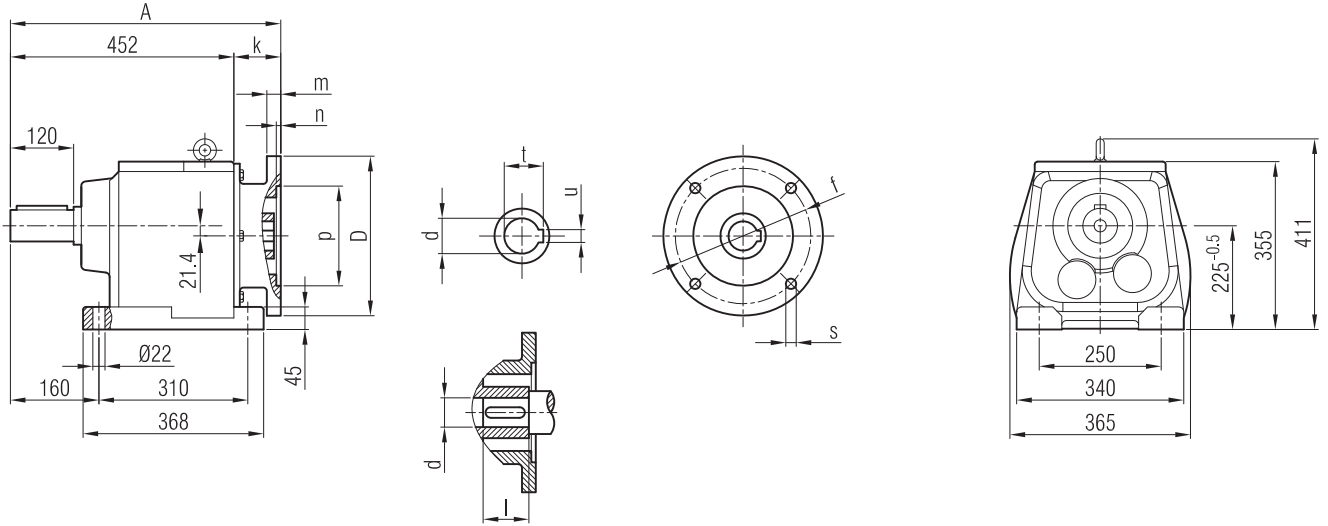


	A	p	f	D	s	k	m	n	d	l	t	u	x				
80/B5	449	130	165	200	M10	67	12	5	19	40	21.8	6	-				
90/B5	449	130	165	200	M10	67	12	5	24	50	27.3	8	-				
100/B5	456	180	215	250	M12	74	14	5	28	60	31.3	8	-				
112/B5	456	180	215	250	M12	74	14	5	28	60	31.3	8	-				
132/B5	477	230	265	300	M12	95	17	6	38	80	41.3	10	-				
160/B5	493	250	300	350	M14	111	18	6.5	42	110	45.3	12	19				
180/B5	493	250	300	350	M14	111	18	6.5	48	110	51.8	14	19				





İRAP 92
İRAP 93



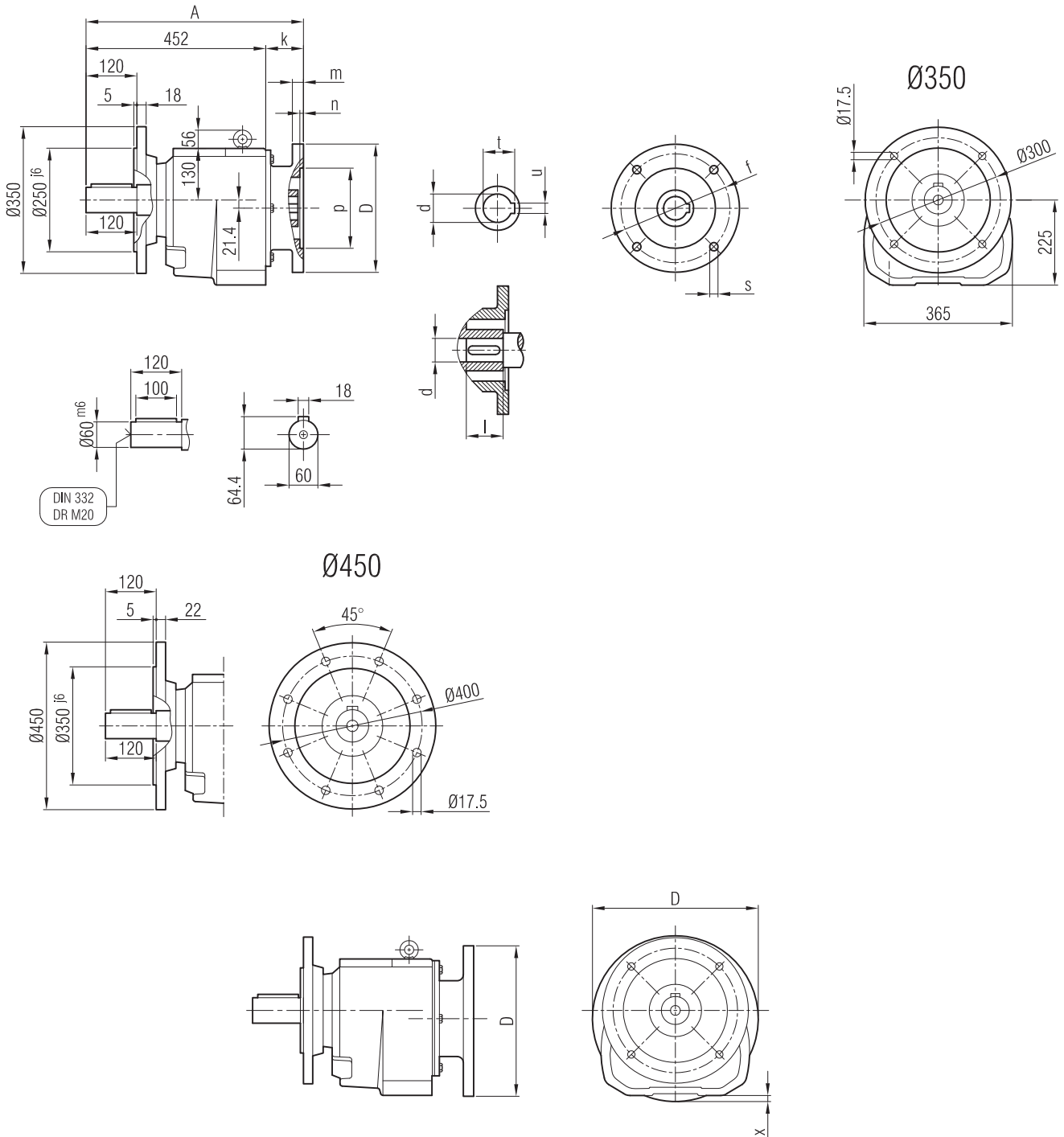
	A	p	f	D	s	k	m	n	d	l	t	u	x				
80/B5	501	130	165	200	M10	49	12	5	19	40	21.8	6	-				
90/B5	501	130	165	200	M10	49	12	5	24	50	27.3	8	-				
100/B5	510	180	215	250	M12	58	14	5	28	60	31.3	8	-				
112/B5	510	180	215	250	M12	58	14	5	28	60	31.3	8	-				
132/B5	547	230	265	300	M12	95	17	6	38	80	41.3	10	-				
160/B5	563	250	300	350	M14	111	18	6.5	42	110	45.3	12	-				
180/B5	563	250	300	350	M14	111	18	6.5	48	110	51.8	14	-				
200/B5	611	300	350	400	M16	159	20	6.5	55	110	59.3	16	-				





İRFP 92

İRFP 93

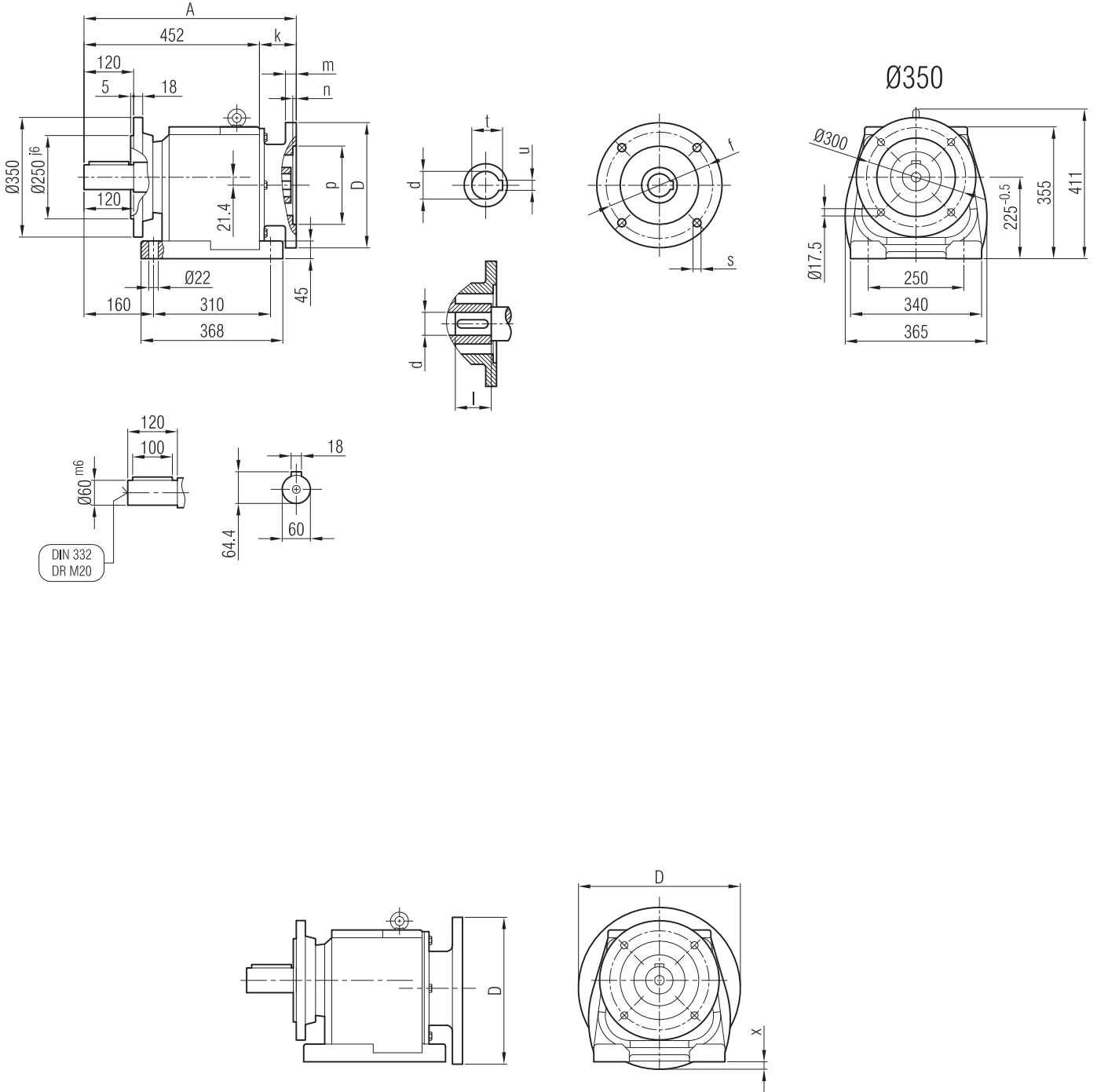


	A	p	f	D	s	k	m	n	d	l	t	u	x				
80/B5	501	130	165	200	M10	49	12	5	19	40	21.8	6	-				
90/B5	501	130	165	200	M10	49	12	5	24	50	27.3	8	-				
100/B5	510	180	215	250	M12	58	14	5	28	60	31.3	8	-				
112/B5	510	180	215	250	M12	58	14	5	28	60	31.3	8	-				
132/B5	547	230	265	300	M12	95	17	6	38	80	41.3	10	-				
160/B5	563	250	300	350	M14	111	18	6.5	42	110	45.3	12	-				
180/B5	563	250	300	350	M14	111	18	6.5	48	110	51.8	14	-				
200/B5	611	300	350	400	M16	159	20	6.5	55	110	59.3	16	-				





İRAFP 92
İRAFP 93

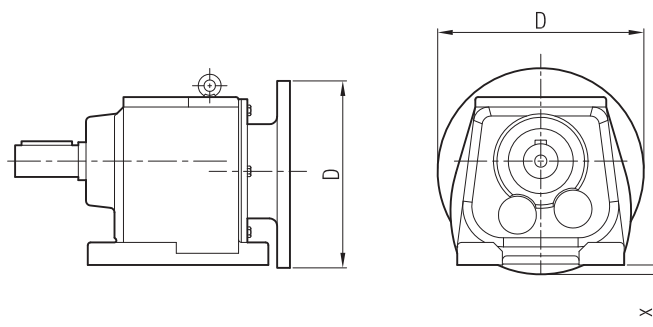
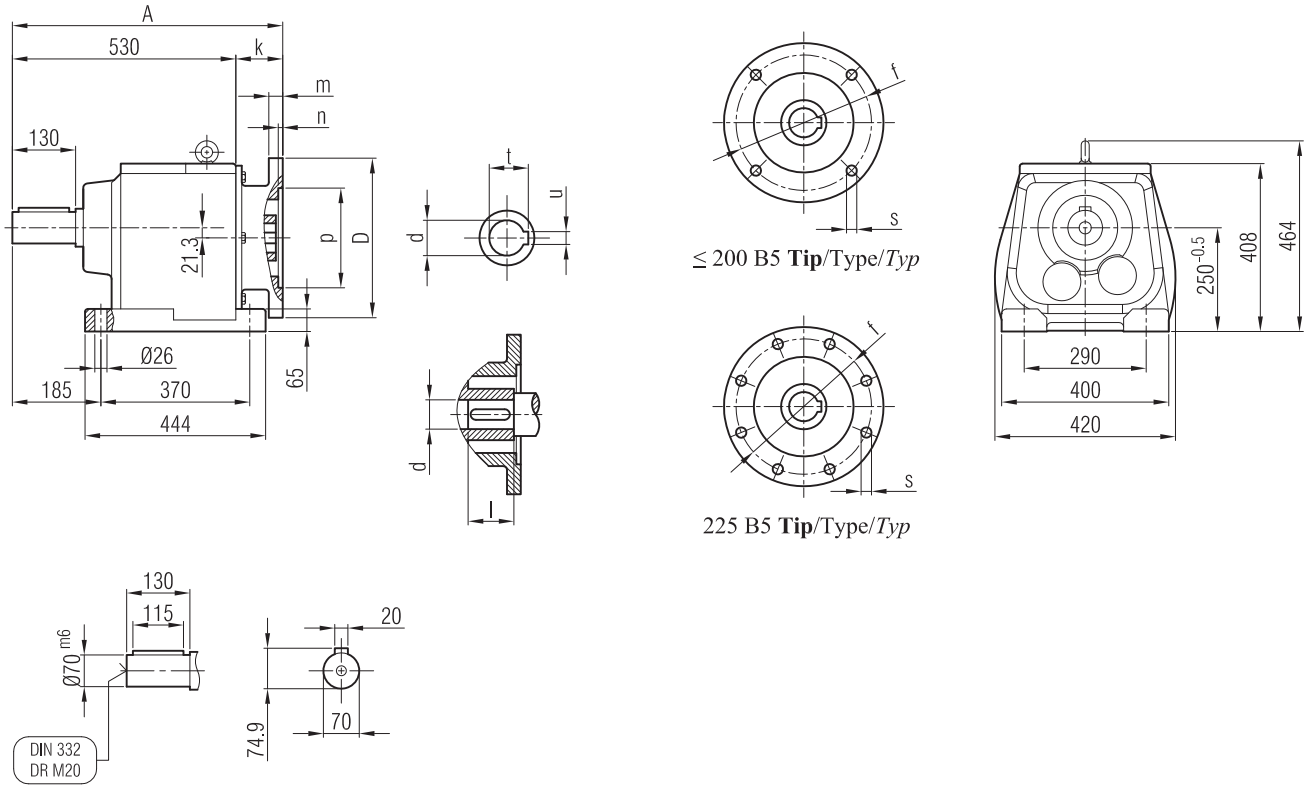


	A	p	f	D	s	k	m	n	d	l	t	u	x				
80/B5	501	130	165	200	M10	49	12	5	19	40	21.8	6	-				
90/B5	501	130	165	200	M10	49	12	5	24	50	27.3	8	-				
100/B5	510	180	215	250	M12	58	14	5	28	60	31.3	8	-				
112/B5	510	180	215	250	M12	58	14	5	28	60	31.3	8	-				
132/B5	547	230	265	300	M12	95	17	6	38	80	41.3	10	-				
160/B5	563	250	300	350	M14	111	18	6.5	42	110	45.3	12	-				
180/B5	563	250	300	350	M14	111	18	6.5	48	110	51.8	14	-				
200/B5	611	300	350	400	M16	159	20	6.5	55	110	59.3	16	-				





İRAP 102
İRAP 103



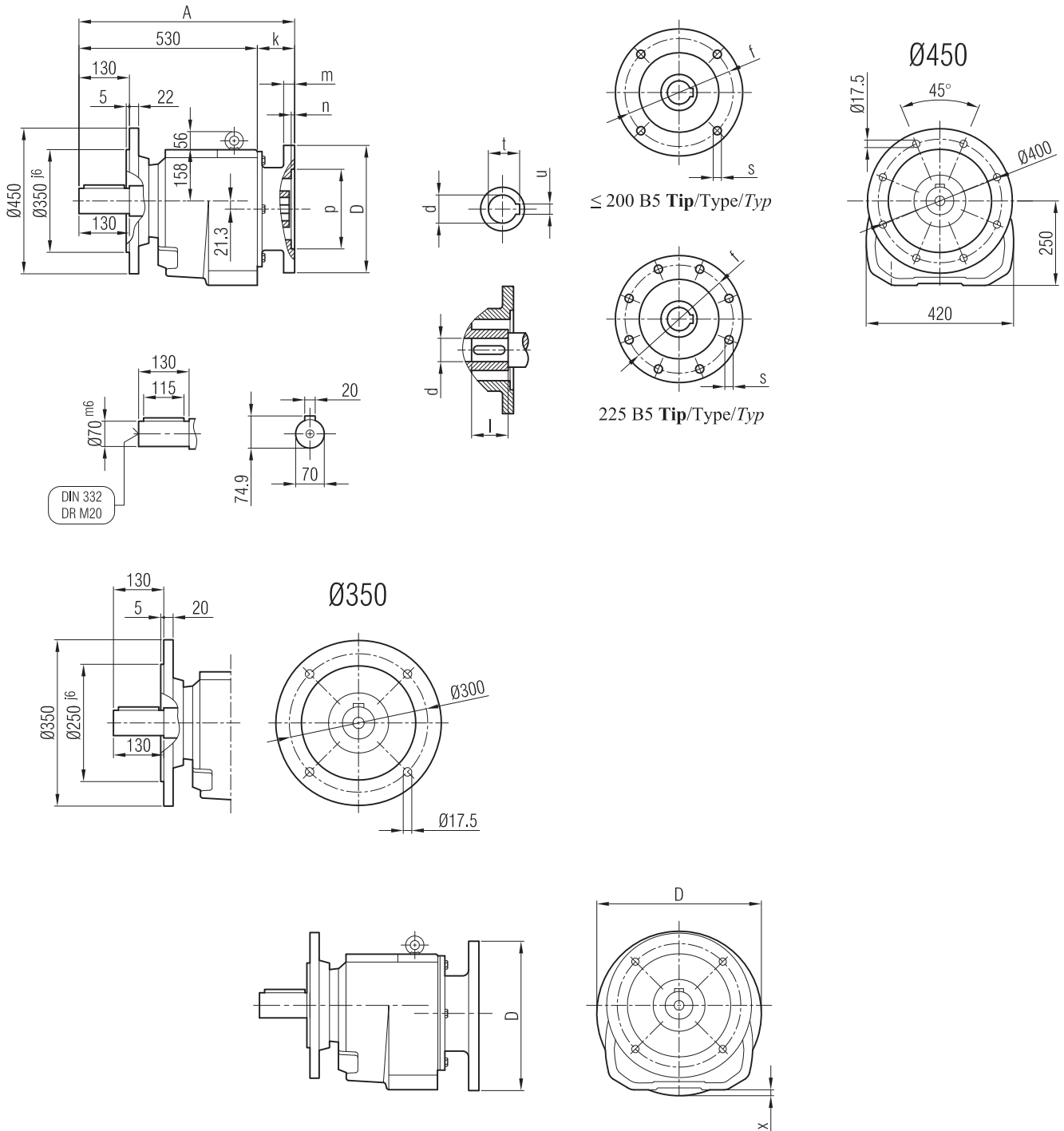
	A	p	f	D	s	k	m	n	d	l	t	u	x				
100/B5	587	180	215	250	M12	57	15	5	28	60	31.3	8	-				
112/B5	587	180	215	250	M12	57	15	5	28	60	31.3	8	-				
132/B5	614	230	265	300	M14	84	17	6	38	80	41.3	10	-				
160/B5	621	250	300	350	M14	91	18	6.5	42	110	45.3	12	-				
180/B5	621	250	300	350	M14	91	18	6.5	48	110	51.8	14	-				
200/B5	689	300	350	400	M16	159	20	6.5	55	110	59.3	16	-				
225/B5	696	350	400	450	M16	166	24	6.5	60	140	64.4	18	-				





İRFP 102

İRFP 103



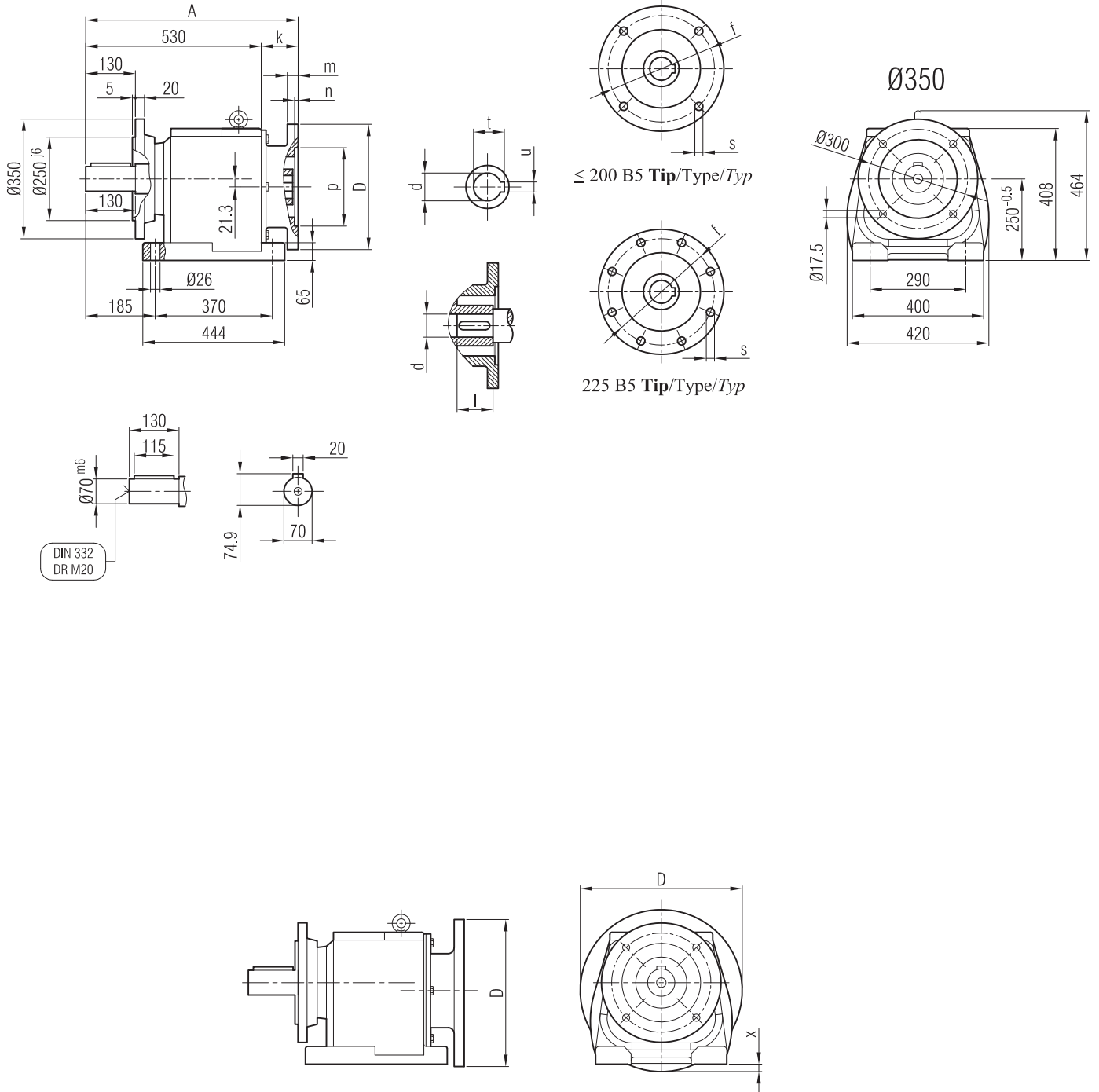
	A	p	f	D	s	k	m	n	d	l	t	u	x				
100/B5	587	180	215	250	M12	57	15	5	28	60	31.3	8	-				
112/B5	587	180	215	250	M12	57	15	5	28	60	31.3	8	-				
132/B5	614	230	265	300	M14	84	17	6	38	80	41.3	10	-				
160/B5	621	250	300	350	M14	91	18	6.5	42	110	45.3	12	-				
180/B5	621	250	300	350	M14	91	18	6.5	48	110	51.8	14	-				
200/B5	689	300	350	400	M16	159	20	6.5	55	110	59.3	16	-				
225/B5	696	350	400	450	M16	166	24	6.5	60	140	64.4	18	-				





İRAFP 102

İRAFP 103



	A	p	f	D	s	k	m	n	d	l	t	u	x				
100/B5	587	180	215	250	M12	57	15	5	28	60	31.3	8	-				
112/B5	587	180	215	250	M12	57	15	5	28	60	31.3	8	-				
132/B5	614	230	265	300	M14	84	17	6	38	80	41.3	10	-				
160/B5	621	250	300	350	M14	91	18	6.5	42	110	45.3	12	-				
180/B5	621	250	300	350	M14	91	18	6.5	48	110	51.8	14	-				
200/B5	689	300	350	400	M16	159	20	6.5	55	110	59.3	16	-				
225/B5	696	350	400	450	M16	166	24	6.5	60	140	64.4	18	-				







İRO ...





İRO ...




n₁ = 1400 d/d
r.p.m

	P ₁	n ₂	i	S _f	M ₂	F _{Q1}	F _{Q10}	Tip Type Typ			kg
	GÜÇ	Çıkış Devri	Tahvil	Servis Faktörü	Çıkış Momenti	Rad. Yük	Rad. Yük				
	Power Leistung	Output Speeds Abtriebswelle Drehzahlen	Ratio Übersetzung	Service Factor Betriebsfaktor	Output Torque Abtriebswelle Drehmomente	Over Loads Querkräfte	Over Loads Querkräfte				
	[kW]	[r.p.m]			[Nm]	[N]	[N]				
140-350 Nm	3	200	7	7,17	140	1100	11000	İRO 41	326	39	
	4	200	7	5,37	185	1100	11000				
	5,5	200	7	3,91	260	1100	11000				
	7,5	200	7	2,87	350	1100	11000				
350-720 Nm	11	280	5	5,62	350	1440	17500	İRO 51	327	49	
	15	280	5	4,12	480	1440	17500				
	18,5	280	5	3,34	600	1440	17500				
	11	233	6	4,67	430	1440	17500				
	15	233	6	3,42	580	1440	17500				
	18,5	233	6	2,78	720	1440	17500				
470-1100 Nm	15	290	5	5,66	470	1550	27000	İRO 61	328	75	
	18,5	290	5	4,59	580	1550	27000				
	22	290	5	3,86	680	1550	27000				
	30	290	5	2,83	940	1550	27000				
	15	240	6	4,68	560	1550	27000				
	18,5	240	6	3,80	700	1550	27000				
	22	240	6	3,19	830	1550	27000				
	30	240	6	2,34	1100	1550	27000				
1070-3100 Nm	30	255	5,5	5,70	1100	2000	35000	İRO 71	329	110	
	37	255	5,5	4,62	1350	2000	35000				
	45	255	5,5	3,80	1660	2000	35000				
	55	255	5,5	3,11	2050	2000	35000				
350-1400 Nm	3	46	30	3,50	570	1560	19000	İRO 52	327	54	
	4	46	30	2,62	760	1560	19000				
	5,5	46	30	1,91	1000	1560	19000				
	7,5	46	30	1,40	1400	1560	19000				
	3	56	25	4,20	470	1560	19000				
	4	56	25	3,15	620	1560	19000				
	5,5	56	25	2,29	850	1560	19000				
	7,5	56	25	1,68	1100	1560	19000				
	3	71	20	5,33	350	1560	19000				
	4	71	20	4,00	500	1560	19000				
	5,5	71	20	2,91	690	1560	19000				
	7,5	71	20	2,13	940	1560	19000				
	11	71	20	1,45	1400	1560	19000				
	5,5	93	15	3,80	520	1560	19000				
	7,5	93	15	2,79	700	1560	19000				
	11	93	15	1,90	1000	1560	19000				
	5,5	112	12,5	4,64	430	1560	19000				
	7,5	112	12,5	3,40	580	1560	19000				
	11	112	12,5	2,32	850	1560	19000				
	5,5	140	10	3,07	350	1560	19000				
7,5	140	10	4,18	470	1560	19000					
11	140	10	2,85	690	1560	19000					
700-2700 Nm	5,5	50	30	2,45	1000	1700	30000	İRO 62	328	81	
	7,5	50	30	1,80	1400	1700	30000				
	11	50	30	1,23	2000	1700	30000				
	15	50	30	0,90	2700	1700	30000				


n₁ = 1400 d/d
r.p.m

	P ₁	n ₂	i	S _f	M ₂	F _{Q1}	F _{Q10}	Tip		
	GÜÇ	Çıkış Devri	Tahvil	Servis Faktörü	Çıkış Momenti	Rad. Yük	Rad. Yük	Type		
	Power	Output Speeds	Ratio	Service Factor	Output Torque	Over Loads	Over Loads	Typ		
	Leistung	Abtriebswelle Drehzahlen	Übersetzung	Betriebsfaktor	Abtriebswelle Drehmomente	Querkräfte	Querkräfte			
	[kW]	[r.p.m]			[Nm]	[N]	[N]			kg
700-2700 Nm	5,5	60	25	2,94	840	1700	30000	İRO 62	328	81
	7,5	60	25	2,16	1100	1700	30000			
	11	60	25	1,47	1700	1700	30000			
	7,5	70	20	2,60	930	1700	30000			
	11	70	20	1,77	1350	1700	30000			
	15	70	20	1,30	1800	1700	30000			
	7,5	90	15	3,52	700	1700	30000			
	11	90	15	2,40	1000	1700	30000			
	15	90	15	1,76	1400	1700	30000			
	18,5	90	15	1,43	1700	1700	30000			
	11	110	13	2,84	850	1700	30000			
	15	110	13	2,08	1100	1700	30000			
	18,5	110	13	1,69	1400	1700	30000			
	22	110	13	1,42	1200	1700	30000			
	11	140	10	3,68	700	1700	30000			
	15	140	10	2,70	950	1700	30000			
	18,5	140	10	2,19	1100	1700	30000			
	22	140	10	1,84	1400	1700	30000			
	30	140	10	1,35	1900	1700	30000			
	1500-5000 Nm	11	46,5	30	2,96	2100	2250			
15		46,5	30	2,17	2900	2250	38000			
18,5		46,5	30	1,76	3600	2250	38000			
22		46,5	30	1,48	4200	2250	38000			
11		56	25	3,44	1850	2250	38000			
15		56	25	2,52	2500	2250	38000			
18,5		56	25	2,04	3000	2250	38000			
22		56	25	1,72	3600	2250	38000			
30		56	25	1,26	5000	2250	38000			
15		68	20,5	3,08	2000	2250	38000			
18,5		68	20,5	2,50	2500	2250	38000			
22		68	20,5	2,10	3000	2250	38000			
30		68	20,5	1,54	4100	2250	38000			
37		68	20,5	1,25	5000	2250	38000			
15		90	15,5	4,12	1500	2250	38000			
18,5		90	15,5	3,34	1850	2250	38000			
22		90	15,5	2,81	2200	2250	38000			
30		90	15,5	2,06	3050	2250	38000			
37		90	15,5	1,67	3750	2250	38000			
18,5		112	12,5	4,10	1550	2250	38000			
22		112	12,5	3,45	1800	2250	38000			
30		112	12,5	2,53	2500	2250	38000			
37		112	12,5	2,05	3000	2250	38000			
22		140	10	4,17	1500	2250	38000			
30		140	10	3,06	2000	2250	38000			
37		140	10	2,48	2500	2250	38000			
45		140	10	2,04	3000	2250	38000			


n₁ = 900 **d/d**
 r.p.m

	P ₁	n ₂	i	S _f	M ₂	F _{Q1}	F _{Q10}	Tip Type Typ			kg
	GÜÇ	Çıkış Devri	Tahvil	Servis Faktörü	Çıkış Momenti	Rad. Yük	Rad. Yük				
	Power	Output Speeds	Ratio	Service Factor	Output Torque	Over Loads	Over Loads				
	Leistung	Abtriebswelle Drehzahlen	Übersetzung	Betriebsfaktor	Abtriebswelle Drehmomente	Querkräfte	Querkräfte				
	[kW]	[r.p.m]			[Nm]	[N]	[N]				
160-400 Nm	2,2	129	7	6,34	160	1100	11000	İRO 41	326	39	
	3	129	7	4,65	220	1100	11000				
	4	129	7	3,50	290	1100	11000				
	5,5	129	7	2,54	400	1100	11000				
550-1100 Nm	11	180	5	3,70	550	1440	17500	İRO 51	327	49	
	15	180	5	2,71	750	1440	17500				
	18,5	180	5	2,20	900	1440	17500				
	11	150	6	3,08	650	1440	17500				
	15	150	6	2,26	900	1440	17500				
	18,5	150	6	1,83	1100	1440	17500				
750-1800 Nm	15	180	5	3,51	750	1550	27000	İRO 61	328	75	
	18,5	180	5	2,85	900	1550	27000				
	22	180	5	2,39	1100	1550	27000				
	30	180	5	1,76	1500	1550	27000				
	15	150	6	2,93	900	1550	27000				
	18,5	150	6	2,37	1100	1550	27000				
	22	150	6	1,99	1300	1550	27000				
	30	150	6	1,46	1800	1550	27000				
1750-3200 Nm	30	164	5,5	1,86	1750	2000	35000	İRO 71	329	123	
	37	164	5,5	1,50	2150	2000	35000				
	45	164	5,5	1,24	2600	2000	35000				
	55	164	5,5	1,01	3200	2000	35000				
550-1600 Nm	3	30	30	2,28	850	1560	19000	İRO 52	327	54	
	4	30	30	1,71	1100	1560	19000				
	5,5	30	30	1,24	1600	1560	19000				
	3	36	25	2,70	730	1560	19000				
	4	36	25	1,03	950	1560	19000				
	5,5	36	25	1,47	1300	1560	19000				
	3	45	20	3,38	550	1560	19000				
	4	45	20	2,54	790	1560	19000				
	5,5	45	20	1,84	1000	1560	19000				
	7,5	45	20	1,35	1450	1560	19000				
	5,5	60	15	2,45	800	1560	19000				
	7,5	60	15	1,80	1100	1560	19000				
	5,5	72	12,5	2,98	650	1560	19000				
	7,5	72	12,5	2,18	900	1560	19000				
	11	72	12,5	1,49	1300	1560	19000				
	5,5	90	10	2,38	530	1560	19000				
7,5	90	10	1,75	740	1560	19000					
1000-2600 Nm	5,5	30	30	1,47	1600	1700	30000	İRO 62	328	81	
	7,5	30	30	1,08	2100	1700	30000				
	5,5	36	25	1,76	1300	1700	30000				
	7,5	36	25	1,30	1800	1700	30000				
	11	36	25	0,89	2600	1700	30000				
	5,5	45	20	2,20	1000	1700	30000				
	7,5	45	20	1,63	1400	1700	30000				
	11	45	20	1,11	2100	1700	30000				




n₁ = 900 d/d
r.p.m

	P ₁	n ₂	i	S _f	M ₂	F _{Q1}	F _{Q10}							
	GÜÇ	Çıkış Devri	Tahvil	Servis Faktörü	Çıkış Momenti	Rad. Yük	Rad. Yük	Tip						
	Power	Output Speeds	Ratio	Service Factor	Output Torque	Over Loads	Over Loads	Type						
	Leistung	Abtriebswelle Drehzahlen	Übersetzung	Betriebsfaktor	Abtriebswelle Drehmomente	Querkräfte	Querkräfte	Typ						
	[kW]	[r.p.m]			[Nm]	[N]	[N]		kg					
790-2350 Nm	7,5	60	15	2,35	1150	1700	30000	İRO 62	328	81				
	11	60	15	1,60	1700	1700	30000							
	15	60	15	1,18	2350	1700	30000							
	7,5	69	13	2,74	1000	1700	30000							
	11	69	13	1,87	1500	1700	30000							
	15	69	13	1,38	2000	1700	30000							
	7,5	90	10	3,52	790	1700	30000							
	11	90	10	2,40	1150	1700	30000							
	15	90	10	1,77	1550	1700	30000							
	1750-5500 Nm	7,5	30	30	2,79	2250	2250				38000	İRO 72	329	123
		11	30	30	1,90	3300	2250				38000			
		15	30	30	1,39	4500	2250				38000			
		18,5	30	30	1,13	5500	2250				38000			
		7,5	36	25	3,24	2000	2250				38000			
		11	36	25	2,21	2800	2250				38000			
		15	36	25	1,62	3900	2250				38000			
		18,5	36	25	1,31	4800	2250				38000			
		11	44	20,5	2,70	2300	2250				38000			
15		44	20,5	1,98	3200	2250	38000							
18,5		44	20,5	1,61	4000	2250	38000							
22		44	20,5	1,35	4600	2250	38000							
11		58	15,5	3,62	1750	2250	38000							
15		58	15,5	2,65	2350	2250	38000							
18,5		58	15,5	2,15	2900	2250	38000							
22		58	15,5	1,81	3500	2250	38000							
30		58	15,5	1,33	4750	2250	38000							
15		72	12,5	3,27	1900	2250	38000							
18,5		72	12,5	2,65	2350	2250	38000							
22		72	12,5	2,23	2800	2250	38000							
30		72	12,5	1,63	3850	2250	38000							
37		72	12,5	1,32	4750	2250	38000							
18,5		90	10	3,20	2000	2250	38000							
22		90	10	2,69	2300	2250	38000							
30		90	10	1,98	3200	2250	38000							
37		90	10	1,60	3900	2250	38000							
45		90	10	1,32	4800	2250	38000							


n₁ = 500 **d/d**
 r.p.m



	P ₁	n ₂	i	S _f	M ₂	F _{Q1}	F _{Q10}	Tip						
	GÜÇ	Çıkış Devri	Tahvil	Servis Faktörü	Çıkış Momenti	Rad. Yük	Rad. Yük	Type						
	Power	Output Speeds	Ratio	Service Factor	Output Torque	Over Loads	Over Loads	Typ						
	Leistung	Abtriebswelle Drehzahlen	Übersetzung	Betriebsfaktor	Abtriebswelle Drehmomente	Querkräfte	Querkräfte							
	[kW]	[r.p.m]			[Nm]	[N]	[N]			kg				
145-395 Nm	1,1	71,5	7	7,10	145	1100	11000	İRO 41	326	39				
	1,5	71,5	7	5,20	195	1100	11000							
	2,2	71,5	7	3,55	290	1100	11000							
	3	71,5	7	2,60	395	1100	11000							
360-1200 Nm	4	100	5	3,86	360	1440	17500	İRO 51	327	49				
	5,5	100	5	2,81	500	1440	17500							
	7,5	100	5	2,06	680	1440	17500							
	11	100	5	1,40	1000	1440	17500							
	4	83	6	3,20	430	1440	17500							
	5,5	83	6	2,06	600	1440	17500							
	7,5	83	6	1,71	800	1440	17500							
	11	83	6	1,16	1200	1440	17500							
	680-2000 Nm	7,5	100	5	3,90	680	1550				27000	İRO 61	328	75
		11	100	5	2,66	1000	1550				27000			
15		100	5	1,95	1300	1550	27000							
18,5		100	5	1,58	1600	1550	27000							
5,5		83	6	4,41	600	1550	27000							
7,5		83	6	3,23	800	1550	27000							
11		83	6	2,21	1200	1550	27000							
15		83	6	1,62	1600	1550	27000							
18,5		83	6	1,31	2000	1550	27000							
1550-3100 Nm		15	91	5,5	2,07	1550	2000	35000	İRO 71	329	110			
	18,5	91	5,5	1,68	2000	2000	35000							
	22	91	5,5	1,41	2300	2000	35000							
	30	91	5,5	1,04	3100	2000	35000							
500-1900 Nm	1,5	17	30	2,52	800	1560	19000	İRO 52	327	75				
	2,2	17	30	1,72	1100	1560	19000							
	3	17	30	1,26	1600	1560	19000							
	1,5	20	25	3,03	650	1560	19000							
	2,2	20	25	2,07	950	1560	19000							
	3	20	25	1,52	1300	1560	19000							
	4	20	25	1,14	1700	1560	19000							
	1,5	25	20	3,78	500	1560	19000							
	2,2	25	20	2,58	750	1560	19000							
	3	25	20	1,90	1050	1560	19000							
	4	25	20	1,43	1400	1560	19000							
	3	33	15	2,47	800	1560	19000							
	4	33	15	1,86	1000	1560	19000							
	5,5	33	15	1,35	1400	1560	19000							
	3	40	12,5	3,04	650	1560	19000							
	4	40	12,5	2,28	880	1560	19000							
	5,5	40	12,5	1,66	1200	1560	19000							
	7,5	40	12,5	1,22	1650	1560	19000							
	4	50	10	2,85	700	1560	19000							
	5,5	50	10	2,07	950	1560	19000							
	7,5	50	10	1,52	1300	1560	19000							
	11	50	10	1,04	1900	1560	19000							


n₁ = 500 d/d
r.p.m

	P ₁	n ₂	i	S _f	M ₂	F _{Q1}	F _{Q10}	Tip				
	GÜÇ	Çıkış Devri	Tahvil	Servis Faktörü	Çıkış Momenti	Rad. Yük	Rad. Yük	Type				
	Power	Output Speeds	Ratio	Service Factor	Output Torque	Over Loads	Over Loads	Typ				
	Leistung	Abtriebswelle Drehzahlen	Übersetzung	Betriebsfaktor	Abtriebswelle Drehmomente	Querkräfte	Querkräfte					
	[kW]	[r.p.m]			[Nm]	[N]	[N]		kg			
740-3250 Nm	3	17	30	1,49	1500	1700	30000					
	4	17	30	1,12	2100	1700	30000					
	5,5	17	30	0,81	2900	1700	30000					
	3	20	25	1,80	1300	1700	30000					
	4	20	25	1,35	1700	1700	30000					
	5,5	20	25	0,98	2400	1700	30000					
	7,5	20	25	0,72	3250	1700	30000					
	3	25	20	2,25	1050	1700	30000					
	4	25	20	1,69	1400	1700	30000					
	5,5	25	20	1,23	1900	1700	30000					
	7,5	25	20	0,90	2600	1700	30000					
	4	33	15	2,45	1100	1700	30000			İRO 62	328	81
	5,5	33	15	1,78	1500	1700	30000					
	7,5	33	15	1,31	2100	1700	30000					
	11	33	15	0,89	3100	1700	30000					
	3	39	13	3,77	740	1700	30000					
	4	39	13	2,83	1000	1700	30000					
	5,5	39	13	2,04	1350	1700	30000					
	7,5	39	13	1,50	1850	1700	30000					
	11	39	13	1,02	2700	1700	30000					
	4	50	10	3,67	750	1700	30000					
	5,5	50	10	2,67	1000	1700	30000					
	7,5	50	10	1,96	1400	1700	30000					
	11	50	10	1,34	2100	1700	30000					
	1400-5250 Nm	3	16,5	30	3,89	1650	2250			38000		
		4	16,5	30	2,91	2200	2250			38000		
		5,5	16,5	30	2,12	3000	2250			38000		
		7,5	16,5	30	1,55	4000	2250			38000		
3		20	25	4,52	1400	2250	38000					
4		20	25	3,39	1800	2250	38000					
5,5		20	25	2,46	2500	2250	38000					
7,5		20	25	1,81	3500	2250	38000					
11		20	25	1,23	5000	2250	38000					
4		24	20,5	4,14	1500	2250	38000	İRO 72	329	123		
5,5		24	20,5	3,01	2100	2250	38000					
7,5		24	20,5	2,21	2900	2250	38000					
11		24	20,5	1,51	4200	2250	38000					
5,5		32	15,5	4,03	1600	2250	38000					
7,5		32	15,5	2,96	2200	2250	38000					
11		32	15,5	2,02	3200	2250	38000					
15		32	15,5	1,48	4250	2250	38000					
18,5		32	15,5	1,20	5250	2250	38000					
7,5		40	12,5	3,64	1800	2250	38000					
11		40	12,5	2,48	2500	2250	38000					
15		40	12,5	1,82	3500	2250	38000					
18,5		40	12,5	1,47	4300	2250	38000					
22		40	12,5	1,24	5100	2250	38000					

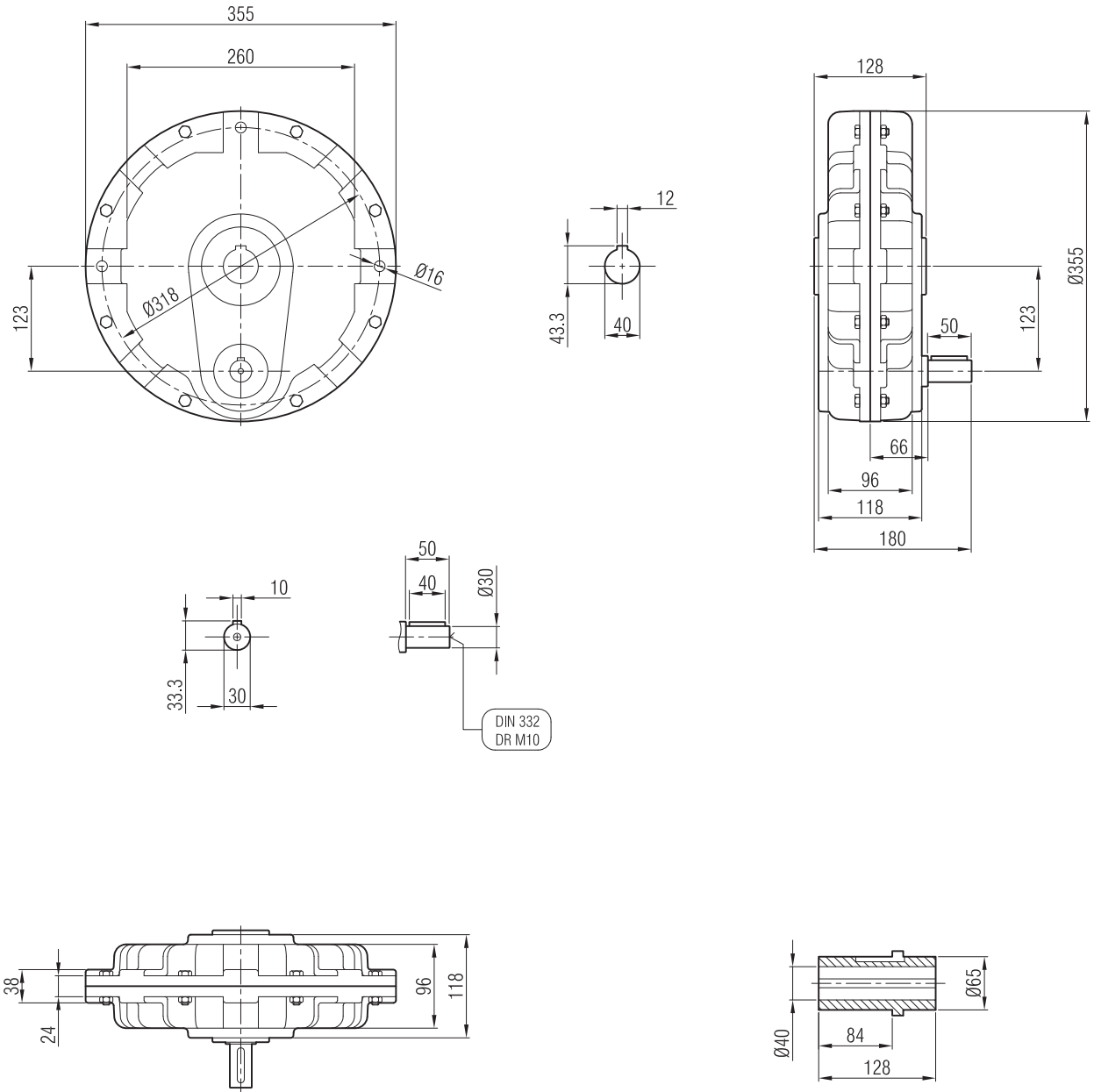


n₁ = 500 **d/d**
r.p.m

	P ₁	n ₂	i	S _f	M ₂	F _{Q1}	F _{Q10}	Tip		
	GÜÇ	Çıkış Devri	Tahvil	Servis Faktörü	Çıkış Momenti	Rad. Yük	Rad. Yük	Type		
	Power	Output Speeds	Ratio	Service Factor	Output Torque	Over Loads	Over Loads	Typ		
	Leistung	Abtriebswelle Drehzahlen	Übersetzung	Betriebsfaktor	Abtriebswelle Drehmomente	Querkräfte	Querkräfte			kg
	[kW]	[r.p.m]			[Nm]	[N]	[N]			
1400-5250	11	50	10	3,00	2100	2250	38000	İRO 72	329	123
	15	50	10	2,20	2900	2250	38000			
	18,5	50	10	1,79	3500	2250	38000			
	22	50	10	1,50	4200	2250	38000			
Nm										

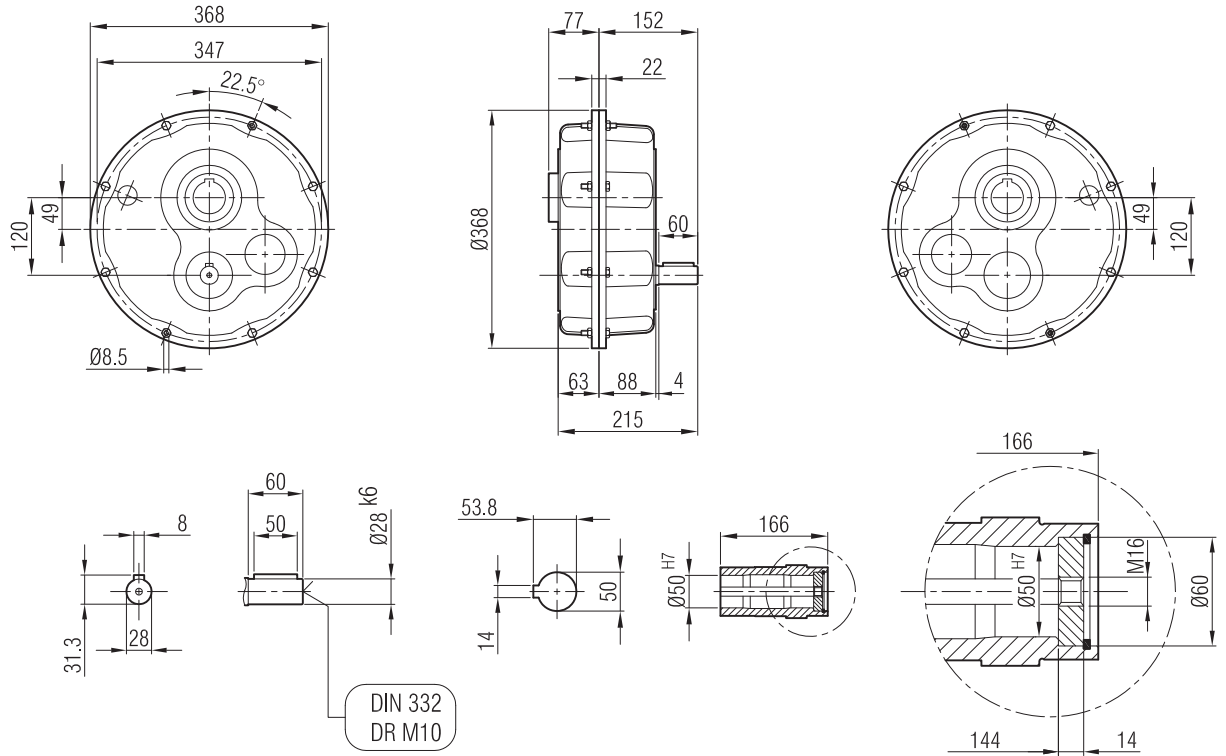


İRO 41 A

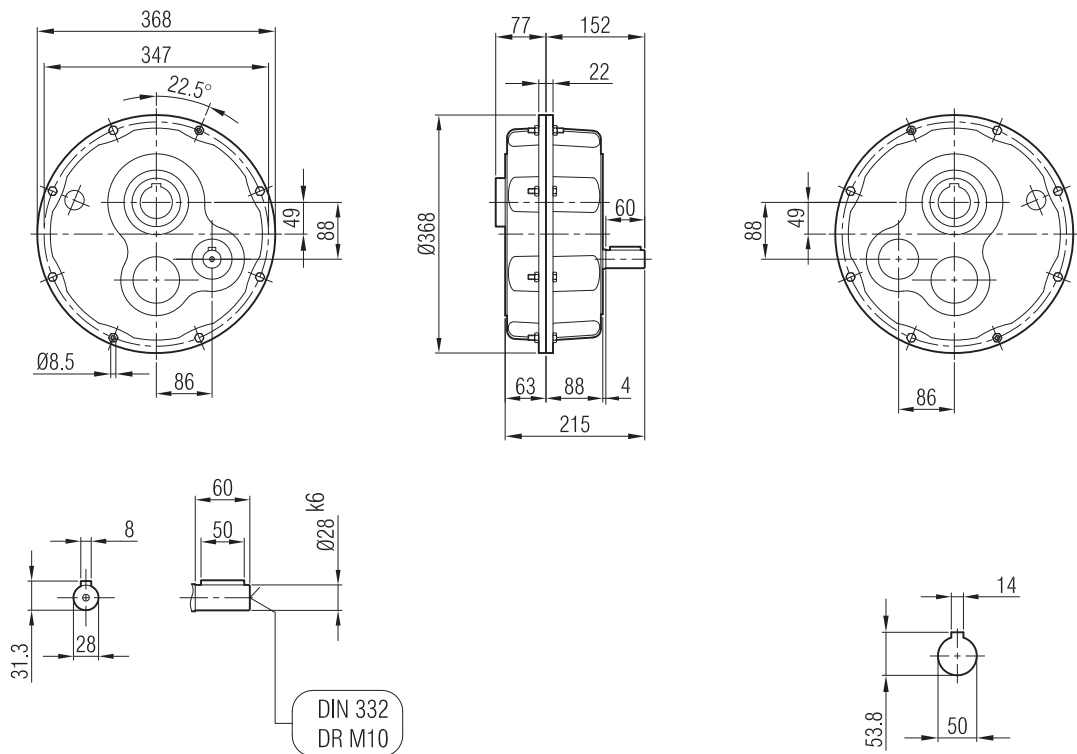




İRO 51

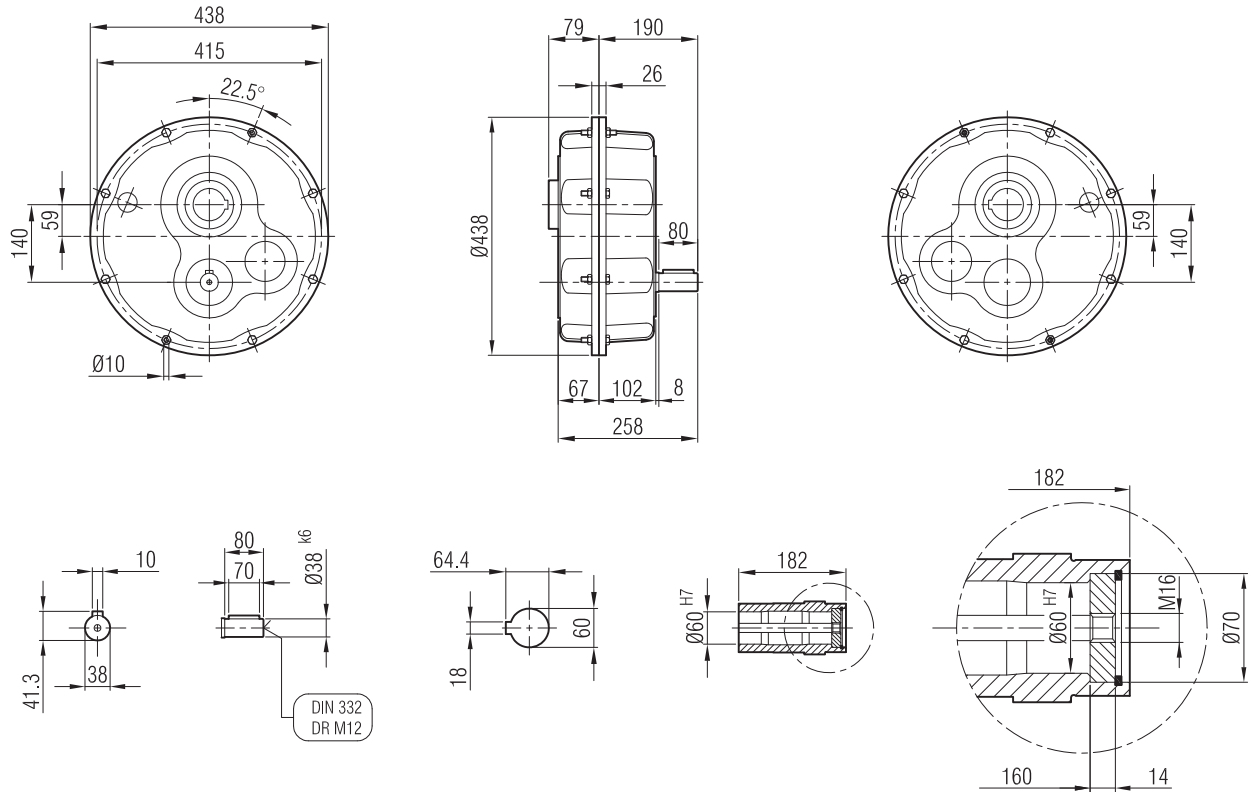


İRO 52

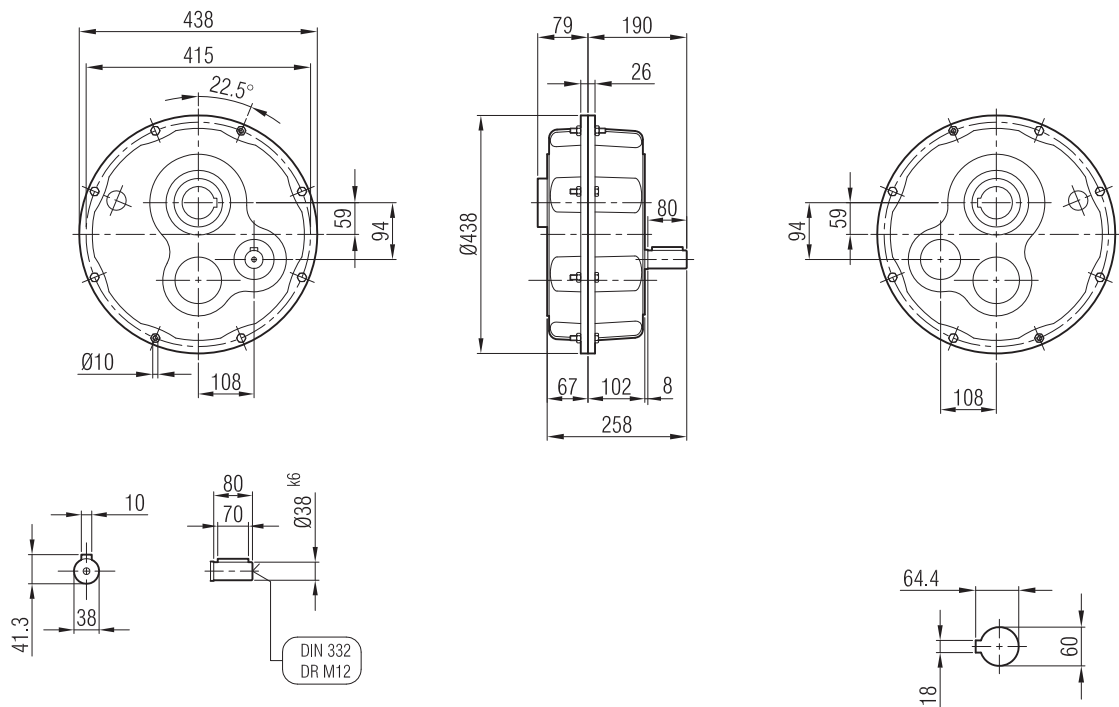




İRO 61

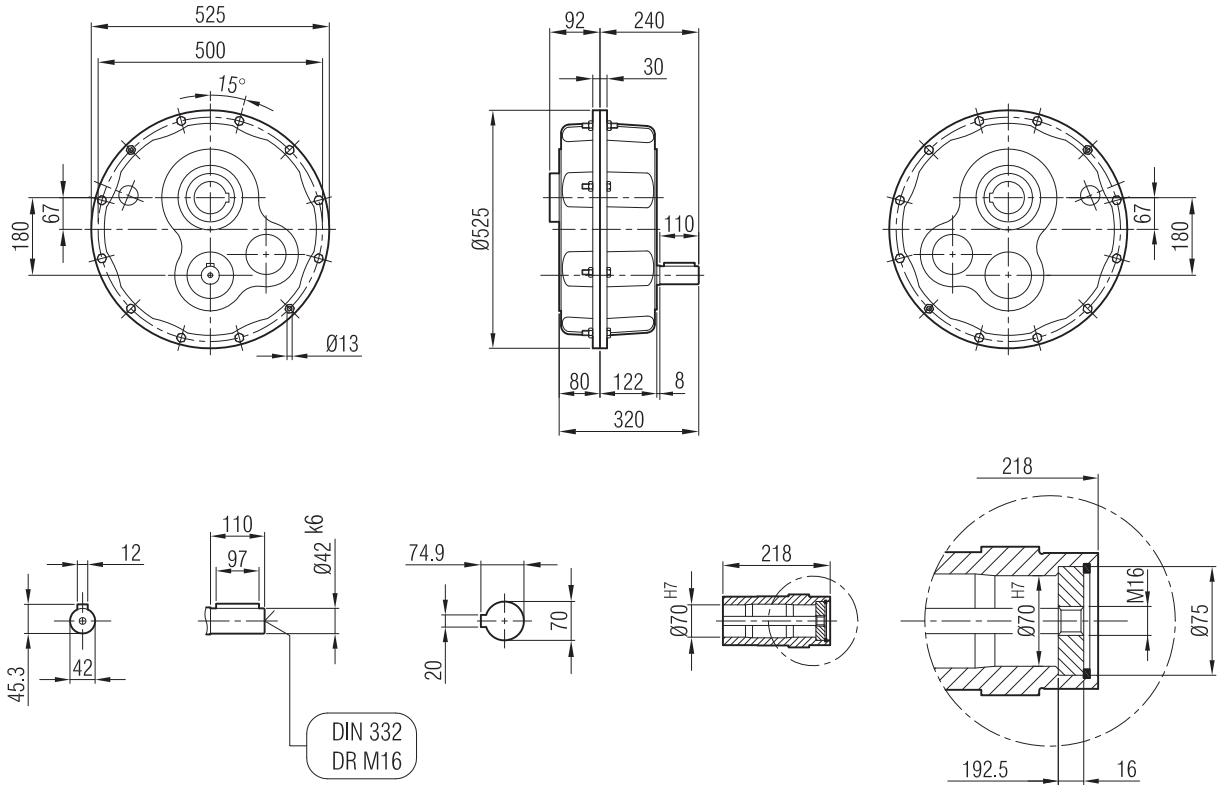


İRO 62

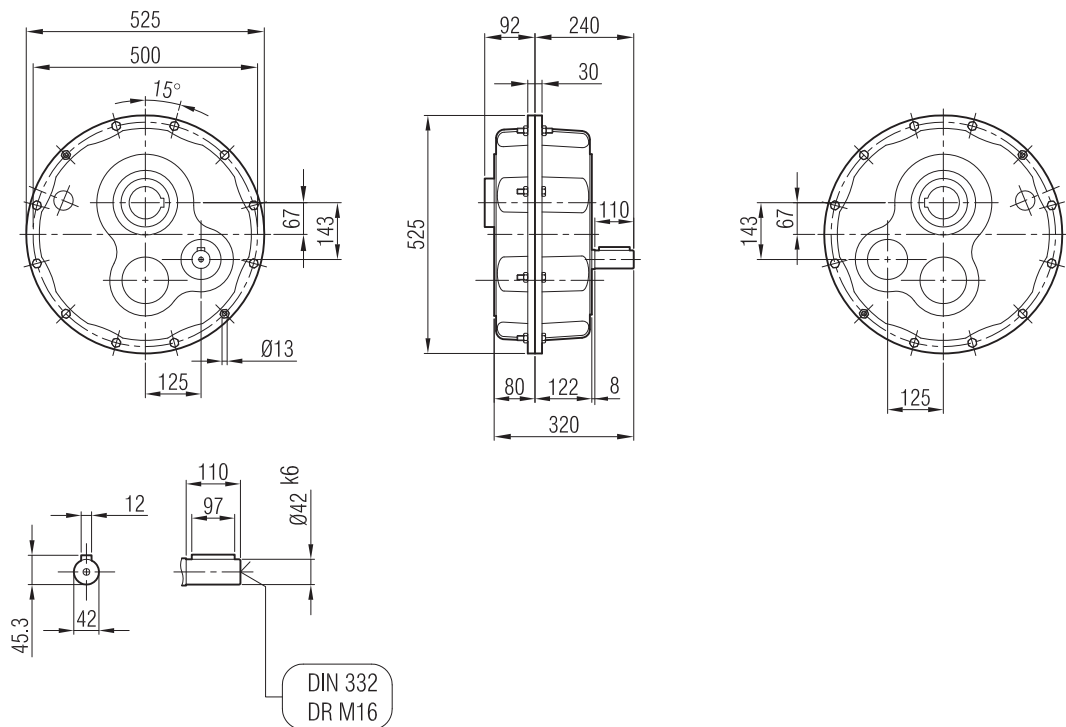




İRO 71



İRO 72







YPM ...




YPFM ...




YPM ...



YPFM ...



YPM ... - ...



YPFM ... - ...





P ₁	n ₂	i	S _f	M ₂	F _{Q10}		Tip			
GÜÇ	Çıkış Devri	Tahvil	Servis Faktörü	Çıkış Momenti	Rad. Yük		Type			
Power	Output Speeds	Ratio	Service Factor	Output Torque	Over Loads		Typ			
Leistung	Abtriebswelle Drehzahlen	Übersetzung	Betriebsfaktor	Abtriebswelle Drehmomente	Querkräfte					
[kW] Hp	[r.p.m]			[Nm]	[N]				kg	
0,12 0,16	0,21	6715	1,02	4982	31500					
	0,23	6042	1,09	4549	31500					
	0,25	5638	1,15	4185	31500					
	0,27	5097	1,28	3875	31500	YPM	103 İR 63 / 63 M 4a	363	200	
	0,33	4212	1,55	3171	31500	YPFM		364	220	
	0,36	3845	1,69	2906	31500					
	0,41	3443	1,89	2552	31500					
	0,48	2887	2,20	2180	31500					
	0,56	2481	2,40	1897	31500	YPM		102 İR 63 / 63 M 4a	363	195
	0,63	2206	2,60	1686	31500	YPFM			364	215
	0,71	1976	3,00	1496	31500					
	0,18 0,25	0,27	5097	0,85	5813	31500				
		0,33	4212	1,03	4756	31500				
		0,36	3845	1,13	4360	31500	YPM	103 İR 63 / 63 M 4b	363	201
0,41		3443	1,26	3828	31500	YPFM	364		221	
0,48		2887	1,47	3270	31500					
0,56		2481	1,60	2846	31500					
0,63		2206	1,73	2529	31500					
0,71		1976	2,00	2244	31500					
0,79		1779	2,10	2017	31500					
0,87		1610	2,50	1832	31500	YPM	102 İR 63 / 63 M 4b	363	196	
0,96		1462	2,50	1660	31500	YPFM		364	216	
1		1333	2,50	1594	31500					
1,1		1218	2,50	1449	31500					
1,3		1113	2,50	1226	31500					
3,8		180,38	1,90	425	8360					
4,2		165,61	2,00	385	8540	YPM		310 / 80 M 8a	355	44
4,5		152,82	2,15	359	8710	YPFM	356		47	
5,5		128,96	2,58	298	8800					
5		180,38	2,50	322	8870					
5,5		165,61	2,70	295	9000					
6		152,82	2,85	274	9050	YPM	310 / 71 M 6a	355	41	
7		128,96	3,40	230	9210	YPFM		356	44	
8		113,18	3,80	201	9300					
8,5		107,45	4,00	191	9350					
7,5	180,38	3,60	217	9400						
8	165,61	3,90	200	9550	YPM	310 / 63 M 4b	355	39		
8,8	152,82	4,24	184	9650	YPFM		356	42		
11	128,96	5,10	156	9790						
5,4	129,80	1,33	300	6440						
5,7	122,56	1,37	283	6500	YPM	308 / 80 M 8a	353	35		
6	115,36	1,50	266	6580	YPFM		354	38		
6,8	103,22	1,70	238	6700						
7	129,80	1,71	233	6730						
7,5	122,56	1,77	220	6810	YPM	308 / 71 M 6a	353	32		
8	115,36	1,93	207	6910	YPFM		354	35		
8,5	103,22	2,18	185	7000						
11	85,81	2,60	154	7050						



P ₁	n ₂	i	S _f	M ₂	F _{Q10}		Tip			
GÜÇ	Çıkış Devri	Tahvil	Servis Faktörü	Çıkış Momenti	Rad. Yük		Type			
Power	Output Speeds	Ratio	Service Factor	Output Torque	Over Loads		Typ			
Leistung	Abtriebswelle Drehzahlen	Übersetzung	Betriebsfaktor	Abtriebswelle Drehmomente	Querkräfte					
[kW] Hp	[r.p.m]			[Nm]	[N]				kg	
0,18 0,25	11	129,80	2,67	150	7100					
	12	122,56	2,77	141	7200					
	12	115,36	2,99	134	7280	YPM YPFM	308 / 63 M 4b	353	28	
	14	103,22	3,39	120	7390			354	24	
		16	85,81	4,04	99	7480				
		18	76,26	4,54	88	7550				
		20	69,38	5,00	80	7640				
0,25 0,34	0,36	3845	0,81	6055	31500	YPM YPFM	103 İR 63 / 71 M 4a	363	202	
	0,41	3443	0,91	5317	31500			364	222	
	0,34	0,48	2887	1,06	4541	31500				
		0,56	2481	1,15	3952	31500				
		0,63	2206	1,25	3513	31500				
		0,71	1976	1,44	3117	31500				
		0,79	1779	1,49	2802	31500				
		0,87	1610	1,82	2544	31500				
		0,96	1462	1,82	2305	31500	YPM YPFM	102 İR 63 / 71 M 4a	363	197
		1	1333	1,82	2213	31500			364	217
		1,1	1218	1,82	2012	31500				
		1,3	1113	1,82	1702	31500				
		1,5	954	3,10	1475	31500				
		1,6	855	3,40	1383	31500				
		1,8	770	3,80	1230	31500				
		3,7	180,38	1,35	595	8150				
		4	165,61	1,40	547	8250	YPM YPFM	310 / 80 M 8b	355	45
		4,5	152,82	1,52	505	8310			356	48
		5	128,96	1,80	426	8400				
		5	180,38	1,78	450	8450				
		5,5	165,61	1,85	413	8570				
		6	152,82	2,01	381	8640	YPM YPFM	310 / 71 M 6b	355	42
	7	128,96	2,38	321	8800	356			45	
	8	113,18	2,80	282	8870					
	8,3	107,45	2,95	268	9000					
	7,5	180,38	2,72	293	9000					
	8,3	165,61	2,84	269	9040					
	9	152,82	3,07	249	9200					
	11	128,96	3,64	210	9330	YPM YPFM	310 / 71 M 4a	355	40	
	12	113,18	4,28	184	9430			356	43	
	13	107,45	4,52	175	9550					
	14	99,95	4,80	162	9630					
	5,5	129,80	0,95	417	5210					
	6,1	122,56	0,98	393	5300	YPM YPFM	308 / 80 M 8b	353	36	
	6,5	115,36	1,08	369	5350			354	39	
	6,8	103,22	1,22	330	5440					
	7	129,80	1,23	324	5500					
	7,5	122,56	1,27	306	5630	YPM YPFM	308 / 71 M 6a	353	35	
	8	115,36	1,39	288	5800			354	39	
	8,5	103,22	1,57	257	5890					
	11	85,81	1,87	214	6000					
	11	129,80	1,92	208	6150	YPM YPFM	308 / 71 M 4a	353	33	
	11,5	122,56	1,99	196	6240			354	35	





P ₁	n ₂	i	S _f	M ₂	F _{Q10}	Tip		
GÜÇ	Çıkış Devri	Tahvil	Servis Faktörü	Çıkış Momenti	Rad. Yük	Type		
Power	Output Speeds	Ratio	Service Factor	Output Torque	Over Loads	Typ		
Leistung	Abtriebswelle Drehzahlen	Übersetzung	Betriebsfaktor	Abtriebswelle Drehmomente	Querkräfte			kg
[kW] Hp	[r.p.m]			[Nm]	[N]			
0,25 0,34	12	115,36	2,15	186	6330	YPM YPFM 308 / 71 M 4a	353	33
	14	103,22	2,43	167	6410			
	16	85,81	2,90	138	6540			
	18	76,26	3,27	122	6660			
	20	69,38	3,60	111	6780			
	23	62,09	4,02	100	6890			
	28	50,38	4,97	81	7000			
	30	45,87	5,41	74	7070			
	35	41,04	6,07	66	7100			
	40	33,64	7,35	54	7200			
0,37 0,50	0,63	2206	0,84	5199	31500	YPM YPFM 102 İR 63 / 71 M 4b	363	198
	0,71	1976	0,97	4613	31500			
	0,79	1779	1,00	4146	31500			
	0,87	1610	1,23	3765	31500			
	0,96	1462	1,23	3412	31500			
	1	1333	1,23	3276	31500			
	1,1	1218	1,23	2978	31500			
	1,3	1113	1,23	2520	31500			
	1,5	954	2,10	2184	31500			
	1,6	855	2,30	2047	31500			
	1,8	770	2,60	1820	31500			
	2	696	2,80	1638	31500			
	2,2	633	3,00	1489	31500			
	2,4	576	3,00	1365	31500			
	2,7	521	3,60	1213	31500			
	2,9	475	3,60	1130	31500			
	3,2	434	3,60	1024	31500			
	3,9	358	3,60	840	31500			
	4,8	293	3,60	682	31500			
	5,7	243	3,60	575	31500			
	4,7	192,43	2,38	707	18910	YPM YPFM 313 / 80 M 6a	357	85
	5,3	170,55	2,70	623	19040			
	6	152,48	3,00	557	19150			
	6,5	137,29	3,40	501	19240			
	5	180,38	1,20	658	7780	YPM YPFM 310 / 80 M 6a	355	44
	5,5	165,61	1,30	605	7900			
	6	152,82	1,41	558	8000			
	7	128,96	1,65	471	8070			
	8	113,18	1,91	413	8130			
	8,5	107,45	2,01	392	8210			
	7,7	180,38	1,83	431	8250	YPM YPFM 310 / 71 M 4b	355	41
	8,5	165,61	1,98	396	8310			
	9	152,82	2,15	365	8430			
	11	128,96	2,52	308	8740			
	12	113,18	2,91	271	8860			
	13	107,45	3,06	257	9000			
	14	99,95	3,30	239	9140			
	15	95,02	3,56	227	9280			
	16	90,47	3,65	216	9330			
	16	86,23	3,85	206	9550			
19	75,17	4,35	180	9640				
19	71,94	4,60	172	9800				





P ₁	n ₂	i	S _f	M ₂	F _{Q10}		Tip								
GÜÇ	Çıkış Devri	Tahvil	Servis Faktörü	Çıkış Momenti	Rad. Yük		Type								
Power	Output Speeds	Ratio	Service Factor	Output Torque	Over Loads		Typ								
Leistung	Abtriebswelle Drehzahlen	Übersetzung	Betriebsfaktor	Abtriebswelle Drehmomente	Querkräfte										
[kW] Hp	[r.p.m]			[Nm]	[N]				kg						
0,37 0,50	7	129,80	0,83	482	5100	YPM YPFM	308 / 80 M 6a		353 354	38 42					
	7,5	122,56	0,86	455	5140										
	8	115,36	0,94	426	5300										
	8,5	103,22	1,06	382	5380										
	11	85,81	1,26	317	5440										
	11	129,80	1,30	308	5500	YPM YPFM	308 / 71 M 4b		353 354	33 35					
	11,5	122,25	1,35	290	5610										
	12	115,36	1,45	275	5700										
	14	103,22	1,64	247	5790										
	16	85,81	1,97	204	5840										
	18	76,26	2,21	181	5920										
	20	69,38	2,43	164	6000										
	23	62,09	2,72	148	6090										
	28	50,38	3,35	120	6200										
	30	45,87	3,65	110	6300										
	35	41,04	4,10	98	6380										
	40	33,64	4,96	80	6430										
	50	27,34	6,15	65	6500										
	0,55 0,75	0,87	1610	0,83	5597						31500	YPM YPFM	102 İR 63 / 80 M 4a		363 364
0,96		1462	0,83	5072	31500										
1		1333	0,83	4869	31500										
1,1		1218	0,83	4426	31500										
1,3		1113	0,83	3745	31500										
1,5		954	1,42	3246	31500										
1,6		855	1,55	3043	31500										
1,8		770	1,75	2705	31500										
2		696	1,88	2435	31500										
2,2		633	2,00	2213	31500										
2,4		576	2,00	2029	31500										
2,7		521	2,40	1803	31500										
2,9		475	2,40	1679	31500										
3,2		434	2,40	1522	31500										
3,9		358	2,40	1248	31500										
4,8		293	2,40	1014	31500										
5,7		243	2,40	854	31500										
2,6		270,11	2,10	1929	31500	YPM YPFM	103 / 90 L 8a		361 362	198 218					
2,8		251,95	2,30	1791	31500										
3,1		221,37	2,60	1618	31500										
3,5		196,61	3,00	1433	31500										
3,3		203,05	2,20	1375	18000	YPM YPFM	317 / 90 L 8a		359 360	185 191					
3,7		180,14	2,50	1257	18140										
4,2		161,22	2,80	1125	18300										
4,6		192,43	1,60	718	18330	YPM YPFM	313 / 80 M 6b		357 358	87 93					
5,2		140,55	1,81	636	18490										
5,8		152,88	2,01	569	18540										
6,5		137,29	2,28	512	18700										
7		192,43	2,43	696	18780	YPM YPFM	313 / 80 M 4a		357 358	86 91					
8	170,55	2,78	617	18810											
9	152,48	3,11	551	18870											
10	137,29	3,50	497	19000											



P ₁	n ₂	i	S _f	M ₂	F _{Q10}	Tip					
GÜÇ	Çıkış Devri	Tahvil	Servis Faktörü	Çıkış Momenti	Rad. Yük	Type					
Power	Output Speeds	Ratio	Service Factor	Output Torque	Over Loads	Typ					
Leistung	Abtriebswelle Drehzahlen	Übersetzung	Betriebsfaktor	Abtriebswelle Drehmomente	Querkräfte			kg			
[kW] Hp	[r.p.m]			[Nm]	[N]						
0,55 0,75	5	180,38	0,79	1001	7400	YPM YPFM 310 / 80 M 6a	355	45			
	5,5	165,61	0,85	919	7430						
	6	152,82	0,93	848	7550						
	7	128,96	1,10	716	7640						
	7,8	113,18	1,25	628	7750						
	8,3	107,45	1,33	596	7800						
	9	99,95	1,42	555	7870						
	7,5	180,38	1,21	653	7900						
	8	165,61	1,32	599	8000						
	9	152,82	1,42	553	8040						
	11	128,96	1,70	447	8150						
	12	113,18	1,93	410	8330						
	13	107,45	2,02	389	8500						
	14	99,95	2,18	362	8610						
15	95,02	2,28	344	8740	YPM YPFM 310 / 80 M 4a	355	43				
15	90,47	2,40	327	8890							
16	86,23	2,54	312	9000							
18	75,17	2,88	272	9100							
19	71,94	3,03	260	9140							
22	63,37	3,42	229	9200							
24	56,15	3,85	203	9250							
30	46,65	4,65	169	9370							
39	35,44	6,06	128	9430							
11	129,80	0,87	458	5000				YPM YPFM 308 / 80 M 4a	353	34	
12	122,25	0,91	431	5000							
12	115,36	0,98	409	5050							
14	103,22	1,10	367	5200							
16	85,81	1,32	303	5340							
18	76,26	1,49	269	5400							
20	69,38	1,63	244	5450							
23	62,09	1,83	220	5500							
28	50,38	2,25	178	5640							
30	45,87	2,46	164	5730							
35	41,04	2,76	146	5810							
40	33,64	3,33	119	5900							
50	27,34	4,14	97	5940							
0,75 1	1,5	954	1,04	4426	31250	YPM YPFM 102 İR 63 / 80 M 4b	363				202
	1,6	855	1,13	4150	31250						
	1,8	770	1,28	3689	31250						
	2	696	1,38	3320	31250						
	2,2	633	1,48	3018	31250						
	2,4	576	1,48	2767	31250						
	2,7	521	1,77	2459	31250						
	2,9	475	1,77	2290	31250						
	3,2	434	1,77	2075	31250						
	3,9	358	1,77	1702	31250						
	4,8	293	1,77	1383	31250						
	5,7	243	1,77	1165	31250						
	2,6	270,11	1,56	2631	31250			YPM YPFM 103 / 100 L 8a	361	202	
	2,8	251,95	1,67	2443	31250						
3,1	221,37	1,90	2207	31250							
3,5	196,61	2,20	1954	31250							



P ₁	n ₂	i	S _f	M ₂	F _{Q10}		Tip		
GÜÇ	Çıkış Devri	Tahvil	Servis Faktörü	Çıkış Momenti	Rad. Yük		Type		
Power	Output Speeds	Ratio	Service Factor	Output Torque	Over Loads		Typ		
Leistung	Abtriebswelle Drehzahlen	Übersetzung	Betriebsfaktor	Abtriebswelle Drehmomente	Querkräfte				
[kW] Hp	[r.p.m]			[Nm]	[N]				kg
0,75 1	3,3	270,11	2,00	2073	31250				
	3,5	251,95	2,10	1954	31250				
	4,0	221,37	2,40	1710	31250	YPM	103 / 90 S 6a	361	196
	4,6	196,61	2,80	1487	31250	YPFM		362	216
	4,9	180,75	3,00	1396	31250				
	5,6	160,54	3,20	1221	31250				
	3,4	203,05	1,61	1876	23500				
	3,8	180,14	1,83	1665	23780	YPM	317 / 100 L 8a	359	189
	4,3	161,22	2,05	1490	24000	YPFM		360	195
	4,5	151,79	2,25	1403	24440				
	5,8	119,40	2,80	1103	25000				
	4,5	203,05	2,25	1423	25230				
	5	180,14	2,41	1263	25440	YPM	317 / 90 S 6a	359	191
	5,5	161,22	2,70	1130	26600	YPFM		360	197
	6	151,79	2,97	1064	26670				
	7,5	119,40	3,70	837	26730				
	6,5	203,05	3,36	952	26690	YPM	317 / 80 M 4b	359	181
	7,5	180,14	3,60	845	26740	YPFM		360	187
	8,5	161,22	4,03	756	26800				
	4,7	192,43	1,19	1424	18000				
5,3	170,55	1,36	1262	18150	YPM	313 / 90 S 6a	357	89	
6	152,48	1,51	1128	18430	YPFM		358	95	
6,5	137,29	1,71	1016	18500					
7	192,43	1,77	953	18550					
8	170,55	2,03	844	18610					
9	152,48	2,25	755	18750					
10	137,29	2,55	680	18890					
11	122,31	2,80	605	19030	YPM	313 / 80 M 4b	357	86	
12	114,80	2,95	568	19110	YPFM		358	92	
12,5	108,00	3,15	568	19280					
13	101,81	3,35	505	19400					
14	95,28	3,55	472	19440					
17	81,84	4,15	405	19500					
7,5	180,38	0,88	893	7550					
8	165,61	0,97	820	7600					
9	152,82	1,04	757	7640					
11	128,96	1,25	639	7750					
12	113,18	1,41	560	7890					
13	107,45	1,48	532	8000					
14	99,95	1,60	495	8000					
15	95,02	1,67	471	8050					
15	90,47	1,76	448	8170	YPM	310 / 80 M 4b	355	44	
16	86,23	1,86	427	8330	YPFM		356	47	
18	75,17	2,11	372	8500					
19	71,94	2,22	356	8600					
22	63,37	2,51	314	8660					
24	56,15	2,82	278	8760					
29	46,65	3,41	231	8800					
38	35,44	4,44	176	8870					
51	26,46	5,80	131	9000					
55	24,84	6,30	123	9000					





P ₁	n ₂	i	S _f	M ₂	F _{Q10}		Tip			
GÜÇ	Çıkış Devri	Tahvil	Servis Faktörü	Çıkış Momenti	Rad. Yük		Type			
Power	Output Speeds	Ratio	Service Factor	Output Torque	Over Loads		Typ			
Leistung	Abtriebswelle Drehzahlen	Übersetzung	Betriebsfaktor	Abtriebswelle Drehmomente	Querkräfte					
[kW] Hp	[r.p.m]			[Nm]	[N]				kg	
0,75 1	55	24,53	6,40	121	9090					
	60	23,02	6,70	114	9200					
	63	21,65	7,20	107	9310	YPM	210 / 80 M 4b	355	41	
	67	20,41	7,75	101	9400	YPFM		356	44	
	83	16,41	9,50	81	9450					
	14	103,22	0,81	500	4200					
	16	85,81	0,97	413	4250					
	18	76,26	1,09	367	4500					
	20	69,38	1,20	333	4500					
	23	62,09	1,34	300	4600	YPM	308 / 80 M 4b	353	34	
	28	50,38	1,65	243	4640	YPFM		354	37	
	30	45,87	1,80	224	4700					
	35	41,04	2,02	199	4800					
	40	33,64	2,44	162	4900					
	50	27,34	3,03	132	5000					
	58	24,02	3,46	116	5050					
	62	22,67	3,66	112	5100					
	65	21,43	3,84	103	5180					
	69	20,30	4,05	101	5250					
	77	18,29	4,49	88	5410					
89	15,80	5,19	78	5500						
97	14,50	5,72	70	5580						
102	13,74	6,01	68	5640	YPM	208 / 80 M 4b	353	31		
114	12,24	8,17	61	5600	YPFM		354	34		
121	11,55	8,65	57	5580						
128	10,91	9,15	54	5580						
135	10,34	9,65	51	5580						
137	10,19	8,08	51	5640						
150	9,31	10,69	46	5600						
151	9,28	8,80	46	5510						
173	8,08	10,00	40	5470						
174	8,04	12,34	40	5470						
1,1 1,5	1,8	770	0,87	5410	30500					
	2	696	0,94	4869	30500					
	2,2	633	1,00	4426	30500					
	2,4	576	1,00	4058	30500					
	2,7	521	1,21	3607	30500	YPM	102 İR 63 / 90 S 4a	363	206	
	2,9	475	1,21	3358	30500	YPFM		364	226	
	3,2	434	1,21	3043	30500					
	3,9	358	1,21	2497	30500					
	4,8	293	1,21	2029	30500					
	5,7	243	1,21	1708	30500					
	3,3	270,11	1,36	3040	30500					
	3,5	251,95	1,43	2866	30500					
	4,0	221,37	1,63	2508	30500	YPM	103 / 90 L 6b	361	198	
	4,6	196,61	1,91	2181	30500	YPFM		362	218	
	4,9	180,75	2,00	2047	30500					
	5,6	160,54	2,10	1791	30500					
	5,2	270,11	2,10	1929	30500	YPM	103 / 90 S 4a	361	196	
	5,5	251,95	2,30	1824	30500	YPFM		362	216	
6,2	221,37	2,60	1618	30500						





P ₁	n ₂	i	S _f	M ₂	F _{Q10}		Tip			
GÜÇ	Çıkış Devri	Tahvil	Servis Faktörü	Çıkış Momenti	Rad. Yük		Type			
Power	Output Speeds	Ratio	Service Factor	Output Torque	Over Loads		Typ			
Leistung	Abtriebswelle Drehzahlen	Übersetzung	Betriebsfaktor	Abtriebswelle Drehmomente	Querkräfte					
[kW] Hp	[r.p.m]			[Nm]	[N]				kg	
1,1	7,1	196,61	3,00	1413	30500	YPM	103 / 90 S 4a	361	196	
	7,7	180,75	3,10	1303	30000			YPFM	362	216
1,5	8,7	160,54	3,40	1153	30000					
	3,3	203,50	1,14	2793	25400	YPM	317 / 100 L 8b	359	191	
	3,8	180,14	1,23	2478	25600			YPFM	360	197
4,2	161,22	1,37	2218	25650						
	4,5	203,05	1,52	2076	25690					
	5	180,47	1,65	1842	25870	YPM	317 / 90 L 6b	359	97	
	5,5	161,22	1,84	1648	25940			YPFM	360	103
	6	151,79	2,03	1552	26090					
	7	203,05	2,29	1376	26140					
	8	180,14	2,49	1221	26330	YPM	317 / 90 S 4a	359	184	
	8,5	161,22	2,77	1093	26500			YPFM	360	190
	9	151,79	3,06	1029	26740					
	6	152,48	1,03	1646	18090					
	6,6	137,29	1,18	1482	18100	YPM	313 / 90 L 6b	357	97	
	7,5	122,31	1,26	1320	18170			YPFM	358	103
	8	114,80	1,35	1239	18250					
	9	152,48	1,54	1091	18300					
	10	137,29	1,76	983	18350					
	11	122,31	1,90	875	18600					
	12	114,80	2,02	822	18690					
	13	108,00	2,18	773	18870					
	14	101,91	2,31	729	19000	YPM	313 / 90 S 4a	357	89	
	15	95,28	2,44	682	19050			YPFM	358	95
	17	81,84	2,86	586	19120					
	18	77,77	3,00	556	19240					
	19	74,00	3,20	529	19300					
	20	70,48	3,35	503	19350					
	22	61,83	3,80	443	19440					
	11	128,96	0,85	923	7020					
	12	113,18	0,96	810	7100					
	13	107,45	1,01	769	7120					
	14	99,95	1,09	716	7250					
	15	95,02	1,14	680	7400					
	15	90,47	1,20	648	7400					
	16	86,23	1,27	617	7480					
	19	75,17	1,43	538	7590	YPM	310 / 90 S 4a	355	47	
	19	71,94	1,51	515	7640			YPFM	356	50
	22	63,37	1,71	454	7800					
	25	56,15	1,92	402	7870					
	30	46,65	2,33	334	7910					
	39	35,44	3,03	254	8000					
	52	26,46	3,95	190	8070					
	56	24,84	4,30	178	8190					
	55	24,53	4,36	176	8200					
	60	23,02	4,57	165	8300	YPM	210 / 90 S 4a	355	44	
	64	21,65	4,91	155	8400			YPFM	356	47
	68	20,41	5,28	146	8410					
	85	16,41	6,48	118	8550					





P ₁	n ₂	i	S _f	M ₂	F _{Q10}	Tip		
GÜÇ	Çıkış Devri	Tahvil	Servis Faktörü	Çıkış Momenti	Rad. Yük	Tip		
Power	Output Speeds	Ratio	Service Factor	Output Torque	Over Loads	Type		
Leistung	Abtriebswelle Drehzahlen	Übersetzung	Betriebsfaktor	Abtriebswelle Drehmomente	Querkräfte	Typ		
[kW] Hp	[r.p.m]			[Nm]	[N]			kg
1,1 1,5	88	15,59	6,80	112	8640	YPM YPFM 210 / 90 S 4a	355	44
	93	14,84	7,00	106	8820			
	98	14,13	7,50	101	9000			
	110	12,4	8,50	89	9000			
	123	11,91	9,50	80	9050			
	128	10,79	10,00	77	9110			
	20	69,09	0,82	488	4000	YPM YPFM 308 / 90 S 4a	353	40
	22	62,09	0,91	440	4000			
	28	50,38	1,12	356	4050			
	30	45,87	1,23	328	4110			
	35	41,04	1,38	292	4210			
	40	33,64	1,66	238	4300			
	52	27,34	2,06	194	4380			
	58	24,02	2,36	170	4400	YPM YPFM 208 / 90 S 4a	353	34
	62	22,67	2,50	164	4550			
	65	21,43	2,62	151	4610			
	69	20,30	2,79	148	4800			
	77	18,29	3,09	132	4850			
	89	15,8	3,58	114	4900			
97	14,5	3,89	105	4910				
102	13,74	4,10	100	4990				
114	12,24	5,57	89	4940				
121	11,55	5,90	84	4910				
128	10,91	6,23	80	4900				
135	10,34	6,58	75	4900				
137	10,19	5,51	74	4870				
150	9,31	7,29	68	4870				
151	9,28	6,04	67	4870				
173	8,08	6,90	59	4760				
174	8,04	8,41	59	4700				
181	7,73	7,22	56	4640				
189	7,39	7,55	54	4500				
190	7,38	9,15	54	4450				
200	7,00	9,64	51	4400				
227	6,16	9,00	45	4350				
1,5 2	2,7	521	0,88	4918	29800	YPM YPFM 102 İR 63 / 90 L 4a	363	209
	2,9	475	0,88	4579	29800			
	3,2	434	0,88	4150	29800			
	3,9	358	0,88	3405	29800			
	4,8	293	0,88	2767	29800			
	5,7	243	0,88	2330	29800			
	4,0	221,37	1,20	3420	29800	YPM YPFM 103 / 100 L 6a	361	203
	4,6	196,61	1,40	2974	29800			
	4,9	180,75	1,50	2792	29800			
	5,6	160,54	1,60	2443	29800			
	5,2	270,11	1,56	2631	29800	YPM YPFM 103 / 90 L 4a	361	198
	5,5	251,95	1,67	2487	29800			
	6,2	221,37	1,91	2207	29800			
	7,1	196,61	2,20	1927	29800			





P ₁	n ₂	i	S _f	M ₂	F _{Q10}	Tip			
GÜÇ	Çıkış Devri	Tahvil	Servis Faktörü	Çıkış Momenti	Rad. Yük	Tip			
Power	Output Speeds	Ratio	Service Factor	Output Torque	Over Loads	Type			
Leistung	Abtriebswelle Drehzahlen	Übersetzung	Betriebsfaktor	Abtriebswelle Drehmomente	Querkräfte	Typ			
[kW] Hp	[r.p.m.]			[Nm]	[N]			kg	
1,5 2	7,7	180,75	2,30	1777	29700	YPM YPFM	103 / 90 L 4a	361 362	198 218
	8,7	160,54	2,50	1572	29700				
	9,7	143,83	2,90	1410	29700				
	11	129,81	3,30	1267	29700				
	3,4	203,05	0,86	3700	22170	YPM YPFM	317 / 112 M 8a	359 360	201 207
	3,9	180,14	0,93	3283	22330				
	4,3	261,22	1,03	2938	22500				
	4,6	151,79	1,14	2766	22750				
	4,5	203,05	1,13	2800	22850	YPM YPFM	317 / 100 L 6a	359 360	191 197
	5	180,14	1,22	2484	22870				
	5,7	261,22	1,36	2223	23020				
	6,5	203,05	1,69	1870	23230	YPM YPFM	317 / 90 L 4a	359 360	186 192
	7,5	180,14	1,83	1659	23500				
	8,5	261,22	2,04	1485	24200				
	9	151,79	2,25	1398	26000				
	12	119,40	2,80	1100	26350				
	13	108,96	3,10	1005	26700				
	9	152,48	1,13	1483	17300	YPM YPFM	313 / 90 L 4a	357 358	91 97
	10	137,29	1,29	1335	17500				
	11	122,31	1,38	1194	17640				
	12	114,80	1,48	1117	17760				
	13	108,00	1,60	1051	17940				
	14	101,81	1,70	990	18000				
	15	95,28	1,80	927	18180				
	17	81,84	2,10	796	18330				
	18	77,77	2,21	757	18550				
	19	74,00	2,36	720	18760				
	20	70,48	2,46	686	18890				
	22	61,83	2,80	601	19000				
	26	53,84	3,20	523	19040				
27	50,81	3,40	494	19150					
30	45,37	3,80	441	19240					
	15	95,02	0,84	924	7070	YPM YPFM	310 / 90 L 4a	355 356	49 52
	15	90,47	0,88	880	7100				
	16	86,23	0,93	839	7150				
	19	75,17	1,05	731	7210				
	19	71,94	1,11	700	7300				
	22	63,37	1,25	616	7390				
	25	56,15	1,41	546	7440				
	30	46,65	1,71	454	7510				
	39	35,44	2,22	345	7600				
	52	26,46	2,90	257	7600				
56	24,84	3,15	242	7640					
	55	24,53	3,19	239	7640	YPM YPFM	210 / 90 L 4a	355 356	44 47
	60	23,02	3,35	224	7700				
	64	21,65	3,60	211	7780				
	68	20,41	3,87	198	7890				
	85	16,41	4,75	160	8000				





P ₁	n ₂	i	S _f	M ₂	F _{Q10}	Tip		
GÜÇ	Çıkış Devri	Tahvil	Servis Faktörü	Çıkış Momenti	Rad. Yük	Type		
Power	Output Speeds	Ratio	Service Factor	Output Torque	Over Loads	Typ		
Leistung	Abtriebswelle Drehzahlen	Übersetzung	Betriebsfaktor	Abtriebswelle Drehmomente	Querkräfte			kg
[kW] Hp	[r.p.m]			[Nm]	[N]			
1,5 2	90	15,59	4,98	152	8140	YPM YPFM 210 / 90 L 4a	355	44
	93	14,84	5,13	144	8200			
	98	14,13	5,50	138	8410			
	112	12,4	6,23	121	8500			
	124	11,19	6,96	109	8570			
	128	10,79	7,33	105	8600			
	135	10,19	7,50	100	8640			
	152	9,1	8,60	89	8550			
	170	8,15	9,50	80	8330			
	190	7,31	10,50	71	8200			
200	6,93	11,30	68	8040				
	28	50,38	0,82	485	3800	YPM YPFM 308 / 90 L 4a	353	40
	31	45,87	0,90	447	3820			
	34	41,04	1,01	398	3900			
	42	33,64	1,22	325	3980			
	51	27,34	1,51	265	4010			
	58	24,02	1,73	232	4150	YPM YPFM 208 / 90 L 4a	353	30
	62	22,67	1,83	224	4230			
	65	21,43	1,92	206	4310			
	69	20,30	2,05	201	4420			
	77	18,29	2,27	180	4600			
	89	15,80	2,63	156	4640			
	97	14,50	2,85	143	4680			
	102	13,74	3,01	136	4750			
	114	12,24	4,08	122	4730			
	121	11,55	4,33	115	4730			
	128	10,91	4,57	109	4700			
	135	10,34	4,83	103	4650			
	137	10,19	4,04	101	4630			
	150	9,31	5,35	93	4600			
	151	9,28	4,43	92	4590			
	173	8,08	5,06	80	4510			
	174	8,04	6,17	80	4400			
181	7,73	5,29	77	4330				
189	7,39	5,54	74	4210				
190	7,38	6,71	73	4150				
200	7,00	7,07	69	4100				
227	6,16	6,60	61	4090				
2,2 3	4,6	196,61	0,95	4362	29000	YPM YPFM 103 / 112 M 6a	361	211
	4,9	180,75	1,02	4095	29000			
	5,6	160,54	1,10	3583	29000			
	5,2	270,11	1,06	3859	29000	YPM YPFM 103 / 100 L 4a	361	202
	5,5	251,95	1,14	3648	29000			
	6,2	221,37	1,30	3236	29000			
	7,1	196,61	1,50	2826	28800			
	7,7	180,75	1,56	2606	28800			
	8,7	160,54	1,70	2306	28800			
	9,7	143,83	2,00	2069	28650			
	11	129,81	2,20	1858	28600			
	12	117,86	2,50	1686	28500			
	14	100,00	2,90	1433	28500			
	16	89,48	3,00	1286	28500			





P ₁	n ₂	i	S _f	M ₂	F _{Q10}	Tip		
GÜÇ	Çıkış Devri	Tahvil	Servis Faktörü	Çıkış Momenti	Rad. Yük	Tip		
Power	Output Speeds	Ratio	Service Factor	Output Torque	Over Loads	Type		
Leistung	Abtriebswelle Drehzahlen	Übersetzung	Betriebsfaktor	Abtriebswelle Drehmomente	Querkräfte	Typ		
[kW] Hp	[r.p.m]			[Nm]	[N]			kg
2,2 3	5,2	180,14	0,84	3585	22080	YPM YPFM	317 / 112 M 6a	359 201
	5,8	161,22	0,94	3209	22170			
	6,2	151,79	1,04	3021	22550			
	7,8	119,40	1,30	2376	22700			
	7	203,05	1,16	2714	22780	YPM YPFM	317 / 100 L 4a	359 189
	7,5	180,14	1,26	2407	23000			
	8,5	161,22	1,41	2155	23140			
	9	151,79	1,55	2029	23330			
	12	119,40	1,93	1596	23550			
	13	108,96	2,13	1456	23790			
	16	87,22	2,70	1166	24000			
	23	61,82	3,80	826	24240			
	25	56,97	4,15	761	24500			
		13	108,00	1,10	1524			
14		101,81	1,17	1437	16990			
15		95,28	1,24	1345	17040			
17		81,84	1,44	1150	17190			
18		77,77	1,52	1098	17340			
19		74,00	1,52	1020	17550			
20		70,48	1,69	995	17710			
23		61,83	1,93	873	17890			
26		53,84	2,21	755	18000			
28		50,81	2,34	717	18110			
31		45,37	2,61	641	18230			
34		34,58	3,45	488	18550			
38		36,48	3,30	515	18870			
40		34,58	3,45	488	19000			
46	30,28	3,95	427	19100				
	22	63,37	0,85	894	6800	YPM YPFM	310 / 100 L 4a	355 52
	25	56,15	0,96	793	6970			
	30	46,65	1,16	659	7000			
	40	35,44	1,51	500	7080			
	53	26,46	1,98	373	7140			
	56	24,84	2,15	351	7200			
	57	24,53	2,18	346	7200	YPM YPFM	210 / 100 L 4a	355 49
	61	23,02	2,28	325	7400			
	65	21,65	2,45	306	7510			
	69	20,41	2,64	288	7600			
	85	16,41	3,40	232	7670			
	90	15,59	3,39	220	7720			
	94	14,84	3,52	209	7800			
	99	14,13	3,75	200	7850			
	113	12,40	4,25	175	7900			
	125	11,91	4,75	158	7940			
	130	10,79	5,00	152	8000			
	137	10,19	5,11	144	8000			
	154	9,10	5,86	128	7950			
	172	8,15	6,48	115	7900			
	190	7,31	7,16	103	7900			
	200	6,93	7,70	98	7860			
204	6,87	7,80	97	7750				
227	6,16	8,60	87	7610				





P ₁	n ₂	i	S _f	M ₂	F _{Q10}	Tip				
GÜÇ	Çıkış Devri	Tahvil	Servis Faktörü	Çıkış Momenti	Rad. Yük	Tip				
Power	Output Speeds	Ratio	Service Factor	Output Torque	Over Loads	Type				
Leistung	Abtriebswelle Drehzahlen	Übersetzung	Betriebsfaktor	Abtriebswelle Drehmomente	Querkräfte	Typ				
[kW] Hp	[r.p.m.]			[Nm]	[N]			kg		
2,2 3	240	5,84	9,00	83	7550	YPM YPFM	210 / 100 L 4a	355	49	
	265	5,28	10,00	75	7500			356	52	
	280	5,01	10,50	71	7480					
		42	33,64	0,83	477	4000	YPM YPFM	308 / 100 L 4a	353	52
		50	27,34	1,03	388	4040			354	57
		58	24,02	1,18	340	4100				
		62	22,67	1,25	320	4120				
		65	21,43	1,31	302	4210				
		69	20,30	1,40	295	4300				
		77	18,29	1,55	265	4350				
		89	15,80	1,79	229	4350				
		97	14,50	1,94	210	4410				
		102	13,74	2,05	200	4450				
		114	12,24	2,78	179	4420				
		121	11,55	2,95	168	4400				
		128	10,91	3,12	159	4390	YPM YPFM	208 / 100 L 4a	353	48
		135	10,34	3,29	151	4380			354	53
		137	10,19	2,75	149	4350				
		150	9,31	3,65	136	4320				
		151	9,28	3,02	135	4250				
	173	8,08	3,45	118	4200					
	174	8,04	4,21	117	4150					
	181	7,73	3,61	113	4080					
	189	7,39	3,78	108	4000					
	190	7,38	4,58	107	4000					
	200	7,00	4,82	102	4000					
	227	6,16	4,50	90	4000					
3 4	6,2	221,37	0,95	4413	28000					
	7,1	196,61	1,10	3854	28000					
	7,7	180,75	1,15	3553	28000					
	8,7	160,54	1,25	3145	28000					
	9,7	143,83	1,47	2821	27500					
	11	129,81	1,65	2533	27500	YPM YPFM	103 / 100 L 4b	361	205	
	12	117,86	1,84	2299	27500			362	225	
	14	100,00	2,10	1954	27500					
	16	89,48	2,20	1754	27500					
	19	74,89	2,70	1463	27500					
	21	65,99	3,10	1291	27200					
	24	58,65	3,50	1150	27200					
	7	203,05	0,85	3700	21540					
	7,5	180,14	0,92	3283	21770					
	8,5	161,22	1,03	2938	21890					
	9	151,79	1,13	2769	22080					
	12	119,40	1,42	2176	22270	YPM YPFM	317 / 100 L 4b	359	192	
	13	108,96	1,56	1986	22540			360	198	
	16	86,38	1,98	1662	22780					
	23	61,82	2,78	1129	22900					
25	56,97	3,04	1038	23000						
29	48,69	3,60	887	23140						
32	43,30	3,94	832	23200						





P ₁	n ₂	i	S _f	M ₂	F _{Q10}	Tip			
GÜÇ	Çıkış Devri	Tahvil	Servis Faktörü	Çıkış Momenti	Rad. Yük	Type			
Power	Output Speeds	Ratio	Service Factor	Output Torque	Over Loads	Type			
Leistung	Abtriebswelle Drehzahlen	Übersetzung	Betriebsfaktor	Abtriebswelle Drehmomente	Querkräfte	Typ			
[kW] Hp	[r.p.m]			[Nm]	[N]			kg	
3	13	108,00	0,81	2078	15880				
	14	101,81	0,86	1959	16000				
4	15	95,28	0,91	1834	16000				
	17	81,84	1,06	1575	16170				
	18	77,77	1,11	1497	16340				
	19	74,00	1,19	1423	16590				
	20	70,48	1,24	1357	16840				
	23	61,83	1,42	1190	17000	YPM	313 / 100 L 4b	357	97
	26	53,84	1,62	1030	17320	YPFM		358	103
	28	50,81	1,72	978	17400				
	31	45,37	1,91	874	17600				
	34	40,64	2,13	781	17840				
	38	36,48	2,42	702	18000				
	40	34,58	2,53	665	18180				
	46	30,28	2,89	582	18330				
	50	28,00	3,10	538	18690	YPM		213 / 100 L 4b	357
60	23,24	3,80	446	18940	YPFM	358			97
30	46,65	0,85	913	7280					
40	35,44	1,11	684	7280	YPM	310 / 100 L 4b		355	56
53	26,46	1,45	517	7280	YPFM			356	59
56	24,84	1,58	489	7280					
57	24,53	1,60	472	7280					
61	23,02	1,67	443	7310					
65	21,65	1,80	417	7400					
69	20,41	1,94	393	7400					
85	16,41	2,38	316	7440					
90	15,59	2,48	300	7580					
94	14,84	2,58	286	7690					
100	14,13	2,75	272	7720					
113	12,40	3,12	239	7810					
125	11,19	3,48	215	7850	YPM	210 / 100 L 4b	355	52	
130	10,79	3,66	208	7900	YPFM		356	55	
137	10,19	3,75	196	7940					
154	9,10	4,30	175	7910					
172	8,15	4,75	157	7890					
190	7,31	5,25	141	7830					
200	6,93	5,65	133	7800					
204	6,87	5,72	132	7750					
227	6,16	6,31	119	7670					
240	5,84	6,60	113	7600					
265	5,28	7,33	102	7520					
280	5,01	7,70	96	7500					
58	24,02	0,86	364	3490					
62	22,67	0,92	436	3510					
65	21,43	0,96	412	3600					
69	20,30	1,03	403	3600					
77	18,29	1,14	361	3870	YPM	208 / 100 L 4b	353	42	
89	15,80	1,31	312	3990	YPFM		354	46	
97	14,50	1,42	287	4080					
102	13,74	1,50	272	4140					
114	12,24	2,04	244	4140					
121	11,55	2,16	230	4120					





P ₁	n ₂	i	S _f	M ₂	F _{Q10}	Tip					
GÜÇ	Çıkış Devri	Tahvil	Servis Faktörü	Çıkış Momenti	Rad. Yük	Type					
Power	Output Speeds	Ratio	Service Factor	Output Torque	Over Loads	Typ					
Leistung	Abtriebswelle Drehzahlen	Übersetzung	Betriebsfaktor	Abtriebswelle Drehmomente	Querkräfte			kg			
[kW] Hp	[r.p.m]			[Nm]	[N]						
3	128	10,91	2,29	217	4100	YPM YPFM 208 / 100 L 4b	353	42			
	135	10,34	2,41	206	4080						
	4	137	10,19	2,02	203				4060		
		150	9,31	2,68	185				4040		
	151	9,28	2,21	184	4000						
	173	8,08	2,53	161	3900						
	174	8,04	3,09	160	3860						
	181	7,73	2,65	154	3820						
	189	7,39	2,77	147	3710						
	190	7,38	3,36	146	3690						
	200	7,00	3,53	139	3670						
227	6,16	3,30	122	3650							
4 5,5	8,7	160,54	0,94	4193	27800	YPM YPFM 103 / 112 M 4b	361	212			
	9,7	143,83	1,10	3761	27800						
	11	129,81	1,24	3378	27800						
	12	117,86	1,38	3066	27700						
	14	100,00	1,62	2606	27700						
	16	89,48	1,68	2339	27600						
	19	74,89	2,00	1951	27500						
	21	65,99	2,30	1721	27300						
	24	58,65	2,70	1533	27000						
	27	52,48	2,90	1371	27000						
	30	47,22	3,30	1232	26900						
	33	42,69	3,70	1112	26900						
	9	151,79	0,85	3655	18750				YPM YPFM 317 / 112 M 4b	359	202
	12	119,40	1,07	2870	18980						
	13	108,96	1,18	2620	19100						
16	86,38	1,50	2097	19200							
23	61,82	2,10	1486	19280							
25	56,97	2,30	1370	19330							
29	48,69	2,73	1171	19500							
33	43,30	2,92	1103	19550							
20	70,48	0,94	1789	14200	YPM YPFM 313 / 112 M 4b	357	107				
23	61,83	1,08	1570	14550							
26	53,84	1,22	1367	14980							
28	50,81	1,30	1290	15210							
34	45,37	1,45	1152	15330							
35	40,64	1,61	1032	15440							
39	36,48	1,83	926	15550							
41	34,74	1,91	882	15640							
47	30,28	2,19	768	15760							
50	28,70	2,30	729	15800							
40	35,44	0,83	900	6770	YPM YPFM 310 / 112 M 4b	355	65				
53	26,46	1,09	672	6900							
57	24,84	1,19	631	6980							
40	35,49	3,73	901	19600	YPM YPFM 217 / 112 M 4b	359	192				
44	32,39	3,99	822	19690							
48	29,72	4,40	755	19800							
52	27,39	4,77	696	19870							
60	23,41	5,53	594	20140							
68	20,81	6,29	529	20400							





P ₁	n ₂	i	S _f	M ₂	F _{Q10}	Tip Type Typ		
GÜÇ Power Leistung	Çıkış Devri Output Speeds Abtriebswelle Drehzahlen	Tahvil Ratio Übersetzung	Servis Faktörü Service Factor Betriebsfaktor	Çıkış Momenti Output Torque Abtriebswelle Drehmomente	Rad. Yük Over Loads Querkräfte			
[kW] Hp	[r.p.m]			[Nm]	[N]			kg
4 5,5	50	28	2,37	718	15800	YPM YPFM 213 / 112 M 4b	357	102
	60	23,24	2,87	618	15850			
	68	20,72	3,23	532	15980			
	76	18,42	3,58	494	16000			
	92	15,25	4,32	403	16170			
	97	14,37	4,58	382	16330			
	109	12,79	5,14	340	16400			
	112	12,54	4,58	331	16400			
	122	11,43	5,73	304	16410			
	58	24,53	1,20	623	7000			
	62	23,02	1,25	585	7090			
	65	21,65	1,35	550	7180			
	70	20,41	1,46	518	7300			
86	16,41	1,78	417	7350				
90	15,59	1,86	396	7410				
95	14,84	1,94	377	7460				
100	14,13	2,06	359	7500				
114	12,4	2,34	315	7500				
126	11,19	2,61	284	7540				
131	10,79	2,75	274	7760				
140	10,19	2,81	259	7880				
155	9,1	3,22	231	7650				
175	8,15	3,56	207	7500				
193	7,31	3,94	186	7400				
204	6,93	4,24	176	7350				
206	6,87	4,29	174	7200				
230	6,16	4,73	157	7150				
242	5,84	4,95	148	7050				
268	5,28	5,50	134	7000				
282	5,01	5,77	127	6940				
	77	18,29	0,84	469	3500	YPM YPFM 210 / 112 M 4b	355	62
	89	15,8	0,96	401	3600			
	97	14,5	1,07	373	3760			
	102	13,74	1,12	353	3870			
	114	12,24	1,53	325	3860			
	121	11,55	1,62	306	3860			
	128	10,91	1,72	289	3850			
	135	10,34	1,81	274	3840			
	137	10,19	1,52	270	3830			
	150	9,31	2,01	247	3820			
	151	9,28	1,66	245	3800			
	173	8,08	1,90	214	3740			
	174	8,04	2,32	213	3700			
181	7,73	1,99	205	3670				
190	7,38	2,52	195	3600				
5,5 7,5	11	129,81	0,90	4645	27500	YPM YPFM 103 / 132 S 4c	361	225
	12	117,86	1,00	4215	27500			
	14	100,00	1,18	3583	27400			
	16	89,48	1,22	3215	27400			
	19	74,89	1,50	2682	27300			
	21	65,99	1,70	2366	27200			
	24	58,65	1,95	2108	27100			



P ₁	n ₂	i	S _f	M ₂	F _{Q10}	Tip		
GÜÇ	Çıkış Devri	Tahvil	Servis Faktörü	Çıkış Momenti	Rad. Yük	Type		
Power	Output Speeds	Ratio	Service Factor	Output Torque	Over Loads	Typ		
Leistung	Abtriebswelle Drehzahlen	Übersetzung	Betriebsfaktor	Abtriebswelle Drehmomente	Querkräfte			kg
[kW] Hp	[r.p.m]			[Nm]	[N]			
5,5 7,5	27	52,48	2,16	1886	26900	YPM YPFM 103 / 132 S 4c	361	225
	30	47,22	2,40	1695	26750			
	33	42,69	2,70	1529	26600			
	40	35,28	3,20	1264	26600			
	43	32,20	3,40	1156	26600			
	49	28,84	3,46	1034	26500			
	16	86,38	1,10	2853	16870	YPM YPFM 317 / 132 S 4c	359	211
	23	61,82	1,54	2022	16900			
	25	56,97	1,69	1864	17100			
	29	48,69	2,01	1593	17240			
	33	43,30	2,22	1416	17320			
	46	31,09	3,03	1017	17400			
	40	35,49	2,68	1226	17430	YPM YPFM 217 / 132 S 4c	359	201
	44	32,39	2,93	1119	17600			
	48	29,72	3,23	1027	17800			
	52	27,39	3,51	946	17980			
	61	23,41	4,06	810	17180			
	69	20,81	4,63	719	18330			
	50	28,00	1,72	939	15500	YPM YPFM 213 / 132 S 4c	357	112
	60	23,24	2,09	849	15500			
	68	20,72	2,35	749	15380			
	76	18,42	2,60	679	15830			
	92	15,25	3,14	554	16550			
	97	14,37	3,33	525	16140			
	109	12,79	3,74	467	16330			
	112	12,54	3,33	455	16330			
	122	11,43	4,17	418	16140			
		58	24,53	0,87	847			
62		23,02	0,91	795	6700			
66		21,65	0,99	748	6780			
70		20,41	1,06	705	6930			
87		16,41	1,29	567	7000			
92		15,59	1,35	539	7180			
96		14,84	1,41	513	7320			
100		14,13	1,50	488	7400			
115		12,40	1,70	428	7410			
128		11,19	1,90	387	7540			
132		10,79	2,00	373	7600			
140		10,19	2,04	352	7690			
157		9,10	2,34	314	7440			
175		8,15	2,59	282	7300			
195		7,31	2,86	253	7150			
205		6,93	3,08	240	7000			
208		6,87	3,12	237	7000			
232	6,16	3,44	214	6850				
245	5,84	3,60	202	6770				
270	5,28	4,00	183	6560				
285	5,01	4,20	173	6480				
7,5 10	16	89,48	0,90	4385	27000	YPM YPFM 103 / 132 M 4b	361	236
	19	74,89	1,10	3658	27000			
	21	65,99	1,25	3227	26900			





P ₁	n ₂	i	S _f	M ₂	F _{Q10}	Tip			
GÜÇ	Çıkış Devri	Tahvil	Servis Faktörü	Çıkış Momenti	Rad. Yük	Type			
Power	Output Speeds	Ratio	Service Factor	Output Torque	Over Loads	Typ			
Leistung	Abtriebswelle Drehzahlen	Übersetzung	Betriebsfaktor	Abtriebswelle Drehmomente	Querkräfte			kg	
[kW] Hp	[r.p.m]			[Nm]	[N]				
7,5	24	58,65	1,43	2874	26900				
	27	52,48	1,58	2571	26750				
	10	30	47,22	1,76	2311	26650			
		33	42,69	1,98	2085	26550	YPM YPFM	103 / 132 M 4b	361
	40	35,28	2,30	1723	26400	362			256
		43	32,20	2,50	1576	26200			
		49	28,84	2,80	1410	26000			
		58	24,18	3,40	1181	26000			
		69	20,39	4,00	997	25800			
		53	26,38	3,20	1311	26000	YPM	102 / 132 M 4b	361
	58	24,31	3,60	1198	26000	YPFM	362		251
	16	87,22	0,80	3890	15890				
	23	61,82	1,13	2757	16090	YPM YPFM	317 / 132 M 4b	359	219
	25	56,97	1,24	2542	16180			360	225
	29	43,69	1,47	2172	16300				
	33	43,30	1,63	1930	16300				
	40	35,49	1,96	1672	16340				
	44	32,39	2,15	1526	16510				
	48	29,72	2,36	1400	16570	YPM YPFM	217 / 132 M 4b	359	210
	52	27,39	2,57	1290	16700			360	215
	61	23,41	2,97	1105	16780				
	69	20,81	3,39	980	16840				
	76	18,64	3,83	885	16990				
	85	16,78	4,15	795	17040				
	50	28,00	1,26	1250	13440				
	60	23,24	1,53	1158	13670				
	68	20,72	1,72	1022	13890				
	76	18,42	1,91	926	14000				
	92	15,25	2,30	755	14100				
	97	14,37	2,44	716	14300				
	109	12,79	2,74	637	14500	YPM YPFM	213 / 132 M 4b	357	120
	112	12,54	2,44	620	14500			358	126
	122	11,43	3,06	569	14500				
	134	10,41	2,93	518	14350				
	149	9,37	3,72	466	14140				
	151	9,28	3,28	460	14140				
	162	8,63	4,04	429	13900				
	205	6,83	4,42	414	13670				
	217	6,43	4,69	339	13650				
	87	16,41	0,95	773	5250				
	92	15,59	0,99	735	5300				
	96	14,84	1,03	699	5390				
	100	14,13	1,10	666	5400				
	115	12,40	1,25	584	5460				
	128	11,19	1,39	527	5500	YPM YPFM	210 / 132 M 4b	355	79
	132	10,79	1,47	509	5540			356	82
	140	10,19	1,50	480	5500				
	157	9,10	1,72	429	5440				
	175	8,15	1,90	384	5200				
	195	7,31	2,10	345	5200				
	206	6,93	2,26	327	5110				
	208	6,87	2,29	324	5060				












P ₁	n ₂	i	S _f	M ₂	F _{Q10}		Tip			
GÜÇ	Çıkış Devri	Tahvil	Servis Faktörü	Çıkış Momenti	Rad. Yük		Type			
Power	Output Speeds	Ratio	Service Factor	Output Torque	Over Loads		Typ			
Leistung	Abtriebswelle Drehzahlen	Übersetzung	Betriebsfaktor	Abtriebswelle Drehmomente	Querkräfte					
[kW] Hp	[r.p.m]			[Nm]	[N]				kg	
7,5 10	232	6,16	2,52	291	5000	YPM YPFM	210 / 132 M 4b		355	79
	245	5,84	2,64	275	4940				356	82
	270	5,28	2,93	249	4900					
	285	5,01	3,08	236	4870					
11 15	24	58,65	0,97	4215	26000	YPM YPFM	103 / 160 M 4b		361	258
	27	52,48	1,08	3772	25750					
	30	47,22	1,20	3389	25650					
	33	42,69	1,35	3059	25300					
	40	35,28	1,60	2527	25100					
	43	32,20	1,74	2312	25000					
	49	28,84	1,94	2069	24900					
	58	24,18	2,30	1733	24600					
	69	20,39	2,70	1462	24300					
		53	26,38	2,20	1923	24300	YPM YPFM	102 / 160 M 4b	361	253
		58	24,31	2,40	1757	24300				
		67	20,78	2,80	1521	24100				
		76	18,48	3,20	1341	24000				
		85	16,55	3,60	1199	23800				
		94	14,90	4,00	1084	23600				
		30	48,69	1,02	3131	12000	YPM YPFM	317 / 160 M 4b	359	280
		34	43,30	1,44	2784	12300				
		47	31,09	1,54	1999	12610				
		52	27,78	1,78	1787	12870				
		62	23,41	2,07	1590	13000	YPM YPFM	217 / 160 M 4b	359	270
	70	20,81	2,35	1414	13000					
	78	18,64	2,60	1266	13250					
	87	16,78	2,90	1140	13530					
	96	15,19	3,23	1032	13750					
	105	13,79	3,46	937	14000					
	116	12,57	3,80	854	14340					
	50	28,00	0,86	2008	13650	YPM YPFM	213 / 160 M 4b	357	120	
	60	23,24	1,04	1673	13650					
	68	20,72	1,17	1476	13650					
	76	18,42	1,30	1321	13650					
	92	15,25	1,57	1091	13650					
	97	14,37	1,66	1035	13650					
	109	12,79	1,87	921	13650					
	112	12,54	1,66	896	13650					
	122	11,43	2,09	823	13650					
	134	10,41	2,00	749	13650					
	149	9,37	2,54	674	13650					
	151	9,28	2,24	665	13650					
	162	8,63	2,75	620	13650					
	205	6,83	3,01	490	13650					
	217	6,43	3,20	463	13650					
15 20	33	42,69	0,99	4171	23100	YPM YPFM	103 / 160 L 4a	361	273	
	40	35,28	1,17	3446	22850					
	43	32,20	1,27	3152	22500					
	49	28,84	1,42	2821	21950					
	58	24,18	1,70	2363	21650					
	69	20,39	2,00	1994	21300					



P ₁	n ₂	i	S _f	M ₂	F _{Q10}	Tip					
GÜÇ	Çıkış Devri	Tahvil	Servis Faktörü	Çıkış Momenti	Rad. Yük	Tip					
Power	Output Speeds	Ratio	Service Factor	Output Torque	Over Loads	Type					
Leistung	Abtriebswelle Drehzahlen	Übersetzung	Betriebsfaktor	Abtriebswelle Drehmomente	Querkräfte	Typ		kg			
[kW] Hp	[r.p.m.]			[Nm]	[N]						
15 20	53	26,38	1,62	2622	22450	YPM YPFM 102 / 160 L 4a	361	368			
	58	24,31	1,80	2396	22100						
	67	20,78	2,10	2074	21800						
	76	18,48	2,30	1828	21650						
	85	16,55	2,60	1635	21250						
	94	14,90	2,90	1478	20800						
	104	13,48	3,20	1336	20550						
	114	12,25	3,50	1219	20350						
	125	11,16	3,80	1112	20000						
	137	10,20	3,80	1014	19800						
	150	9,32	3,90	926	19600						
	166	8,41	3,90	837	19450						
	34	43,30	1,05	3996	9330				YPM YPFM 317 / 160 L 4a	359	312
	47	31,09	1,13	2869	9550						
53	27,78	1,30	2564	9760							
62	23,41	1,52	2160	9980	YPM YPFM 217 / 160 L 4a	359	302				
70	20,81	1,72	1921	10000							
78	18,64	1,91	1720	10230							
87	16,78	2,13	1549	10650							
95	15,19	2,37	1402	10900							
105	13,79	2,54	1273	11250							
115	12,57	2,79	1160	11440							
18,5 25	58	24,18	1,38	2914	20300	YPM YPFM 103 / 180 M 4b	361	295			
	69	20,39	1,62	2460	20000						
	53	26,38	1,31	3233	20300						
	58	24,31	1,46	2955	20000						
	67	20,78	1,72	2558	19750						
	76	18,48	1,92	2255	19600						
	85	16,55	2,10	2016	19500						
	94	14,90	2,30	1823	19400						
	104	13,48	2,60	1648	19300						
	114	12,25	2,80	1503	19150						
	125	11,16	3,00	1371	19000						
	137	10,20	3,00	1251	19000						
	150	9,32	3,20	1142	18850						
	166	8,41	3,20	1032	18700						
	184	7,61	3,30	931	18650						
	203	6,89	3,20	844	18600						
	224	6,25	3,50	765	18300						
	245	5,72	3,70	699	18200						
	270	5,18	4,00	635	18000						
	87	16,78	1,72	1910	8510				YPM YPFM 217 / 180 M 4b	359	322
	95	15,19	1,92	1729	8740						
	105	13,79	2,06	1570	8900						
	115	12,57	2,26	1430	9200						
	125	11,49	2,49	1318	9430						
160	8,58	3,16	1038	9640							
180	7,76	3,56	923	9980							
200	7,04	3,95	830	8760							
225	6,24	4,45	738	9540							
250	5,65	4,94	664	9230							
275	5,12	5,44	604	9040							
300	4,64	5,93	554	8870							

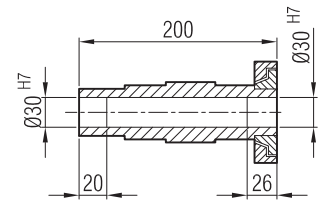
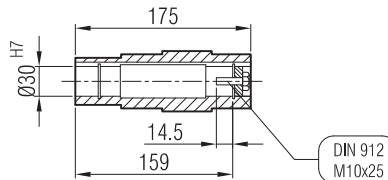
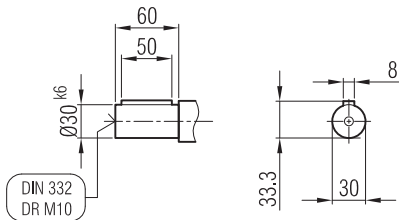
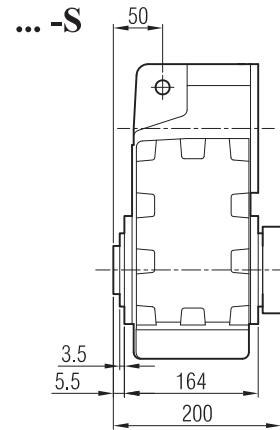
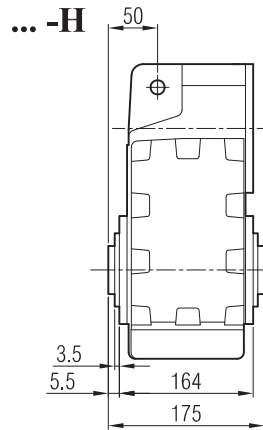
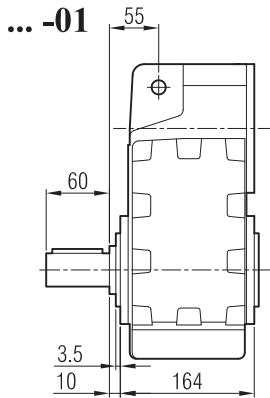
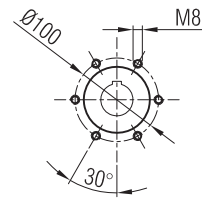
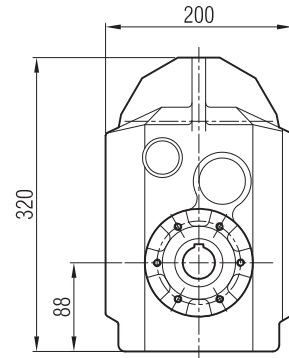
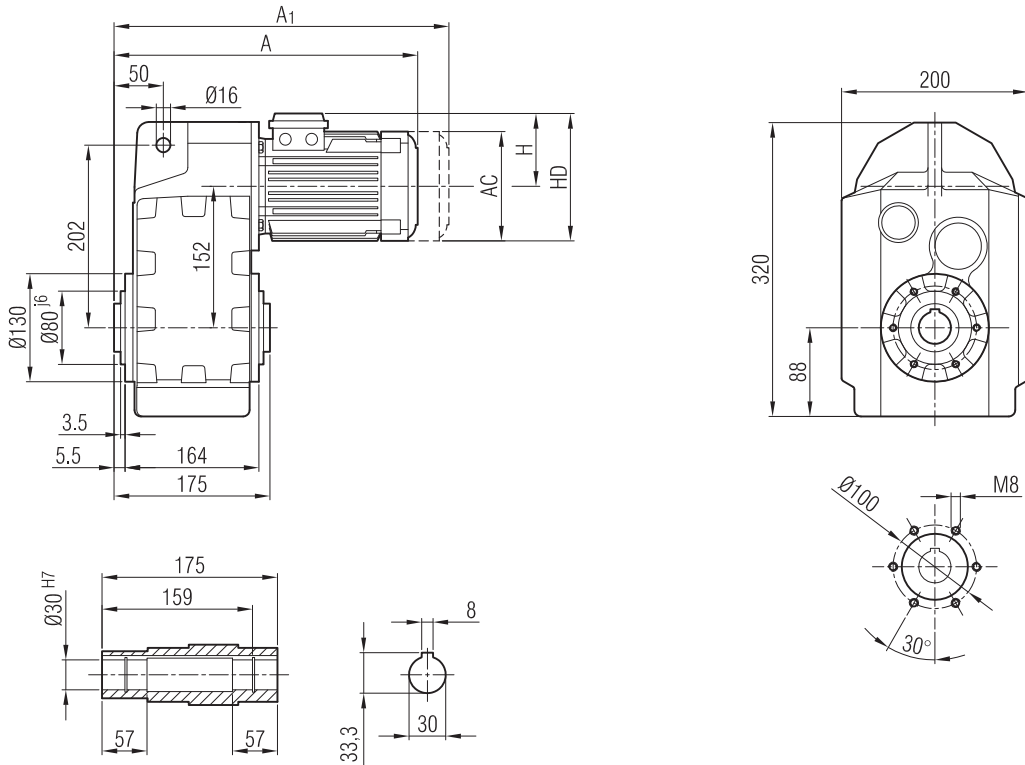


P ₁	n ₂	i	S _f	M ₂	F _{Q10}	Tip Type Typ		
GÜÇ Power Leistung	Çıkış Devri Output Speeds Abtriebswelle Drehzahlen	Tahvil Ratio Übersetzung	Servis Faktörü Service Factor Betriebsfaktor	Çıkış Momenti Output Torque Abtriebswelle Drehmomente	Rad. Yük Over Loads Querkräfte			
[kW] Hp	[r.p.m]			[Nm]	[N]			kg
22 30	67	20,78	1,45	3042	18800	YPM YPFM 102 / 180 L 4b		
	76	18,48	1,62	2682	18600			
	85	16,55	1,81	2398	18400			
	94	14,90	2,00	2168	18150			
	104	13,48	2,20	1960	18000			
	114	12,25	2,40	1788	17900			
	125	11,16	2,60	1630	17750			
	137	10,20	2,60	1488	17450			
	150	9,32	2,70	1359	17200			
	166	8,41	2,70	1228	17000			
	184	7,61	2,80	1108	16850			
	203	6,89	2,70	1004	16600			
	224	6,25	3,00	910	16400			
	245	5,72	3,10	832	16150			
	270	5,18	3,40	755	16000			
	298	4,70	3,80	684	16000			
	95	15,19	1,61	2056	7240	YPM YPFM 217 / 180 L 4b		
	105	13,79	1,73	1867	7640			
	115	12,57	1,90	1700	7870			
	125	11,49	2,06	1560	8040			
	160	8,58	3,16	1234	8210			
	180	7,76	3,56	1097	8430			
	200	7,04	3,95	987	8210			
	225	6,24	4,45	878	8000			
	250	5,65	4,94	790	7860			
	275	5,12	5,44	718	7700			
	300	4,64	5,93	658	7500			
30 40	94	14,90	1,46	2956	15800	YPM YPFM 102 / 200 L 4c		
	104	13,48	1,61	2672	15700			
	114	12,25	1,76	2438	15450			
	125	11,16	1,90	2223	15250			
	137	10,20	1,90	2029	15000			
	150	9,32	1,98	1853	14750			
	166	8,41	1,98	1674	14600			
	184	7,61	2,00	1510	14400			
	203	6,89	2,00	1369	14100			
	224	6,25	2,20	1241	13700			
	245	5,72	2,30	1134	13550			
270	5,18	2,50	1029	13400				
298	4,70	2,80	933	13200				





YPM 208 YPM 308



	56	63	71	80	90 S	90 L	100	112							
A		408	437	453	469	494	535	556							
A ₁		466	510	536	554	579	637	681							
H		99	111	118	132	132	141	149							
HD		162	182	198	222	222	241	261							
AC		123	138	158	193	193	217	232							

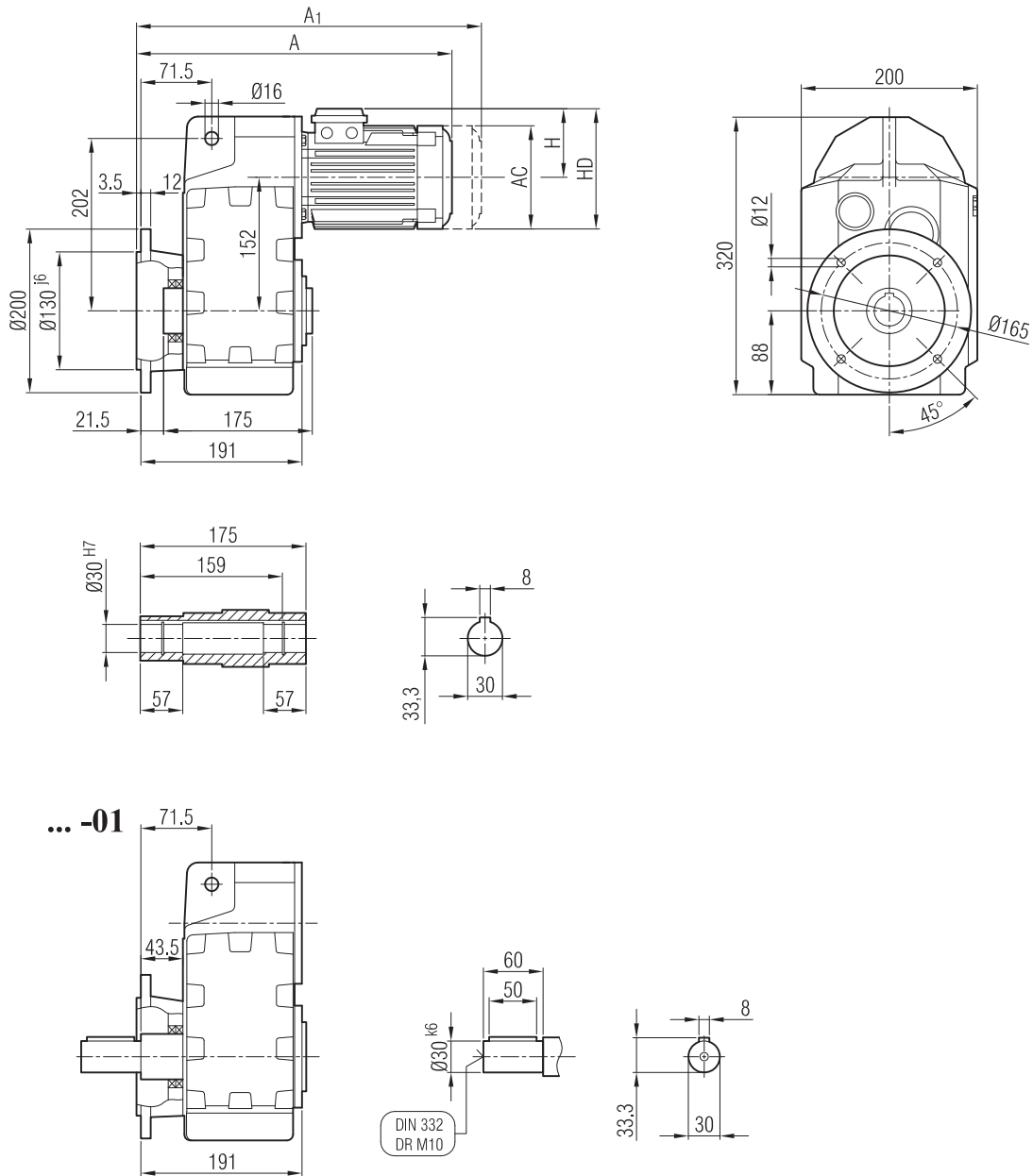
"A₁" Ölçüsü Frenli Motorlar içindir.
Dimension "A₁" is for motors with brake
Maß "A₁" ist für Motoren mit Bremse





YPFM 208

YPFM 308



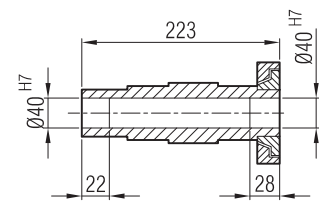
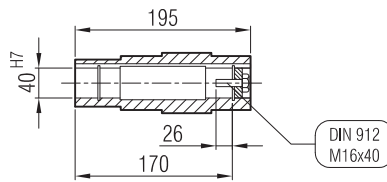
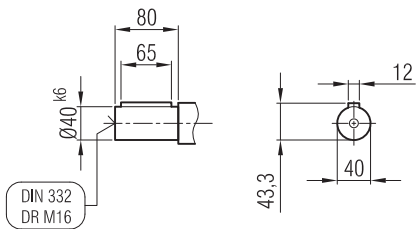
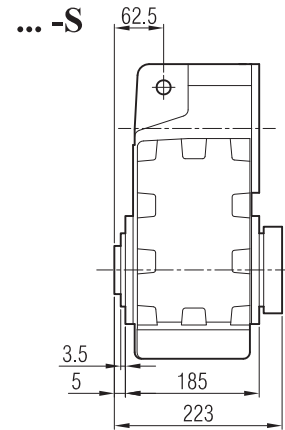
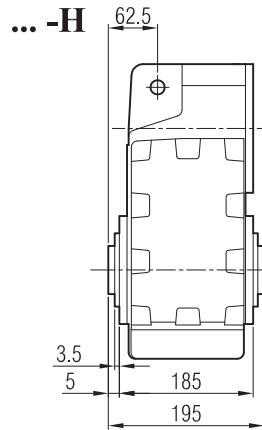
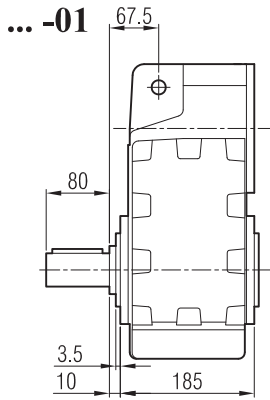
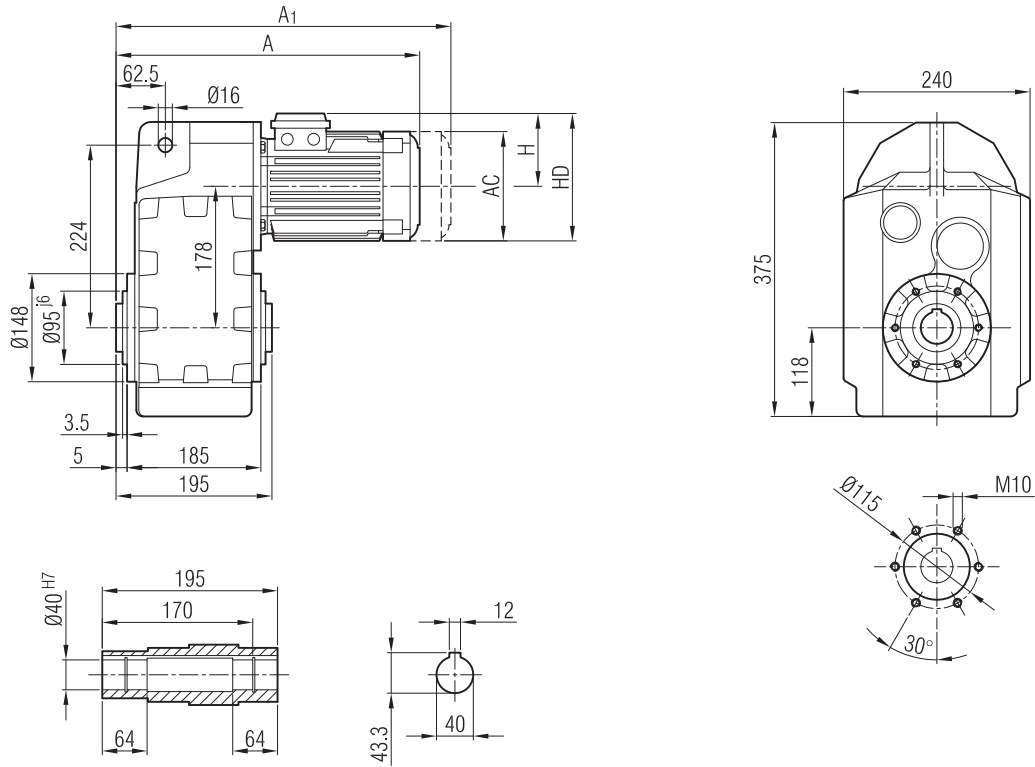
	56	63	71	80	90 S	90 L	100	112							
A		433	462	478	494	519	560	581							
A ₁		491	535	561	579	604	662	706							
H		99	111	118	132	132	141	149							
HD		162	182	198	222	222	241	261							
AC		123	138	158	193	193	217	232							

"A₁" Ölçüsü Frenli Motorlar içindir.
Dimension "A₁" is for motors with brake
Maß "A₁" ist für Motoren mit Bremse





YPM 210 YPM 310



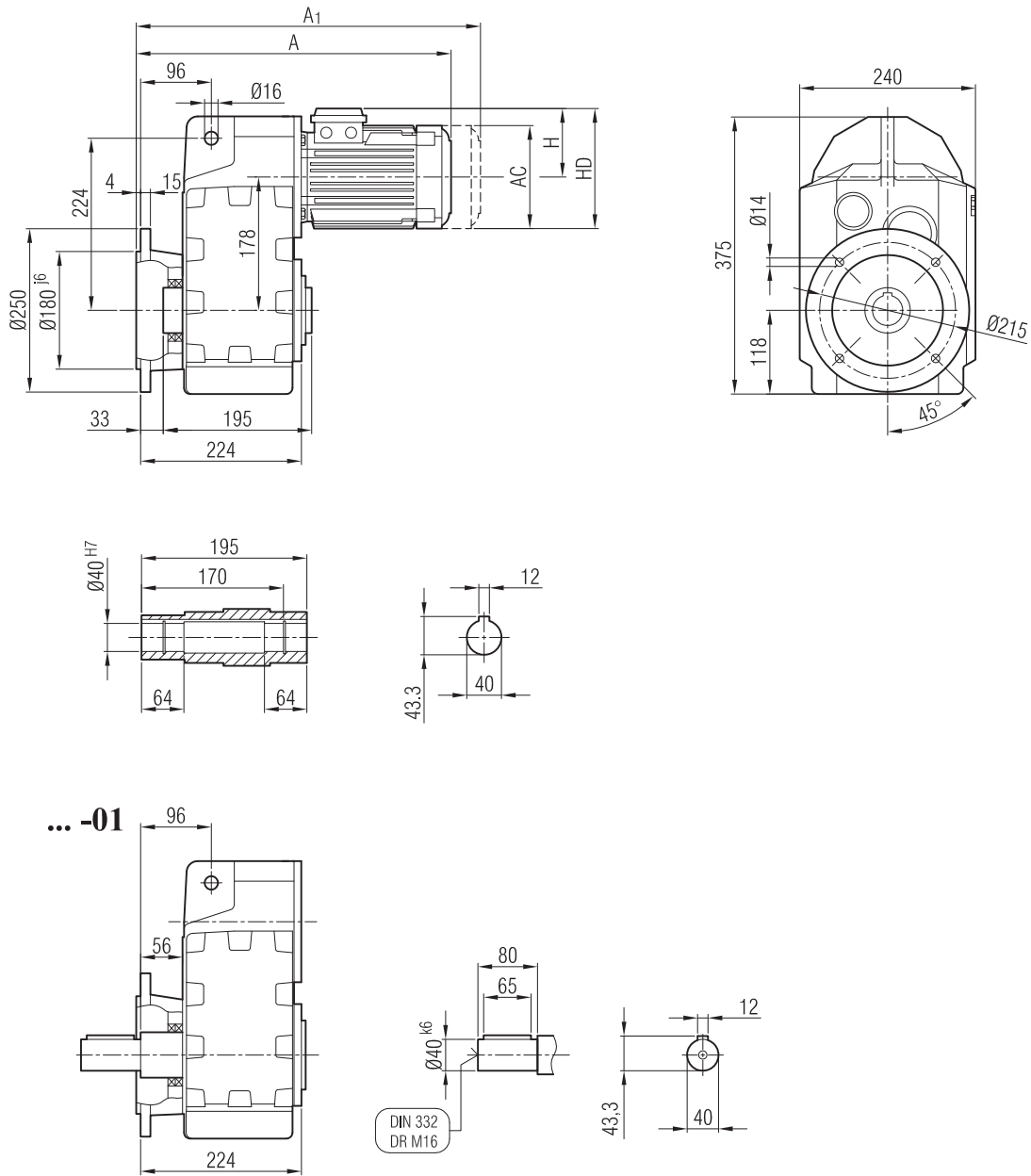
	56	63	71	80	90 S	90 L	100	112	132 S	132 M					
A		428	463	473	489	514	555	576	644	690					
A ₁		486	536	556	574	599	657	701	786	832					
H		99	111	118	132	132	141	149	182	182					
HD		162	182	198	222	222	241	261	314	314					
AC		123	138	158	193	193	217	232	279	279					

"A₁" Ölçüsü Frenli Motorlar içindir.
Dimension "A₁" is for motors with brake
Maß "A₁" ist für Motoren mit Bremse





YPFM 210
YPFM 310



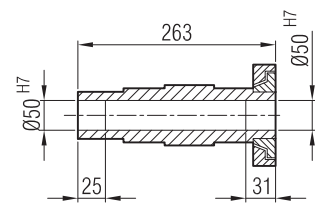
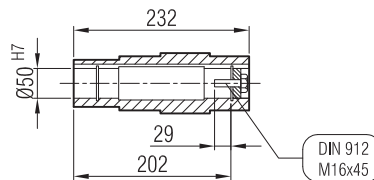
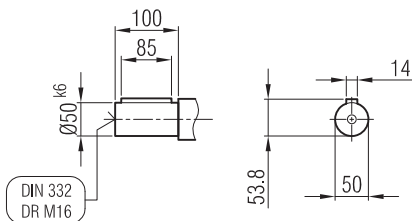
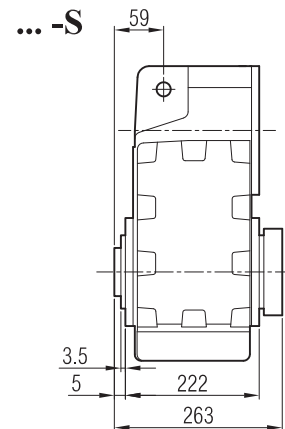
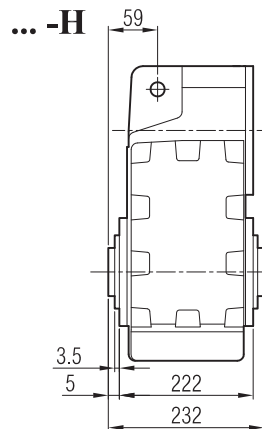
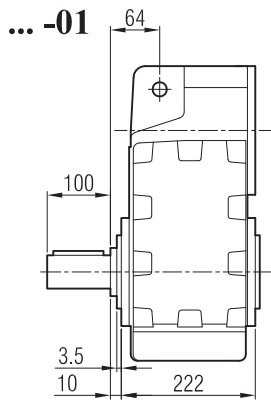
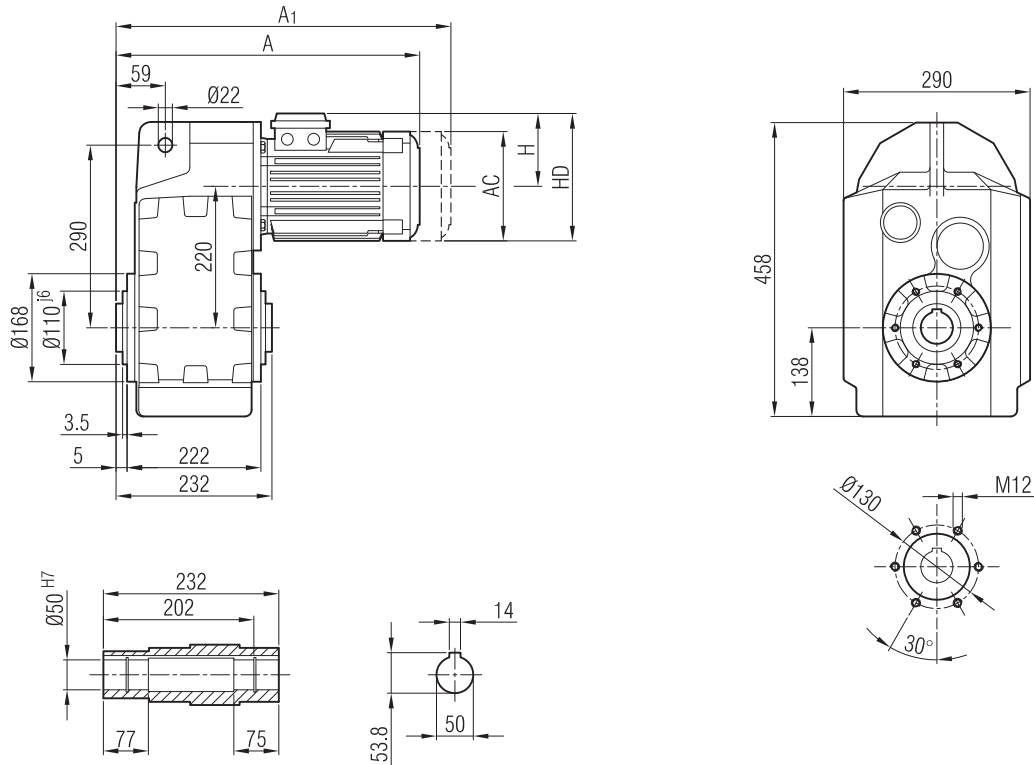
	56	63	71	80	90 S	90 L	100	112	132 S	132 M						
A		465	500	510	526	551	592	613	681	727						
A ₁		523	573	593	611	636	694	738	823	869						
H		99	111	118	132	132	141	149	182	182						
HD		162	182	198	222	222	241	261	314	314						
AC		123	138	158	193	193	217	232	279	279						

"A₁" Ölçüsü Frenli Motorlar içindir.
 Dimension "A₁" is for motors with brake
 Maß "A₁" ist für Motoren mit Bremse





YPM 213 YPM 313



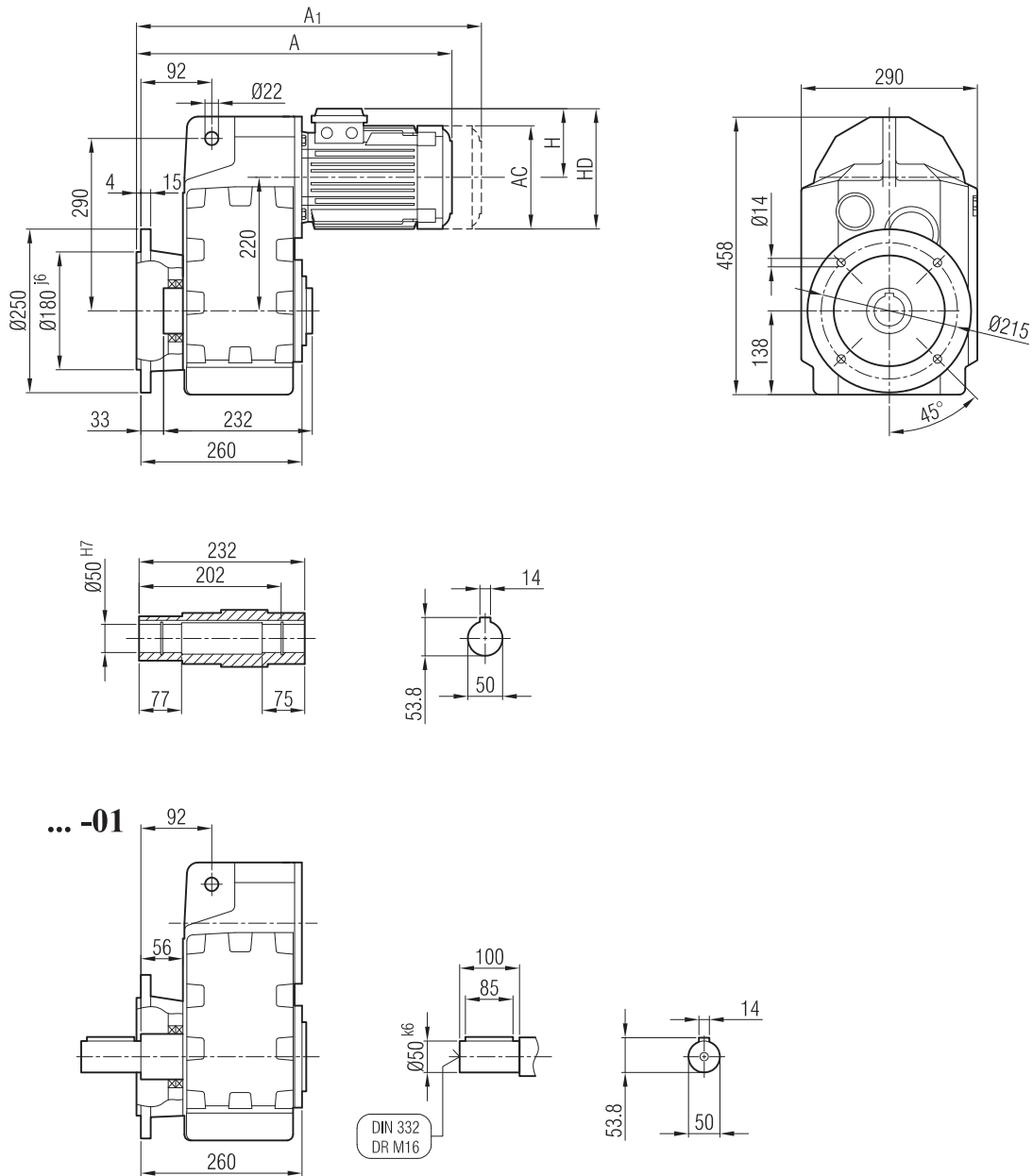
	56	63	71	80	90 S	90 L	100	112	132 S	132 M					
A				549	563	588	587	608	680	726					
A ₁				632	648	673	689	733	822	868					
H				118	132	132	141	149	182	182					
HD				198	222	222	241	261	314	314					
AC				158	193	193	217	232	279	279					

"A₁" Ölçüsü Frenli Motorlar içindir.
Dimension "A₁" is for motors with brake
Maß "A₁" ist für Motoren mit Bremse





YPFM 213 YPFM 313



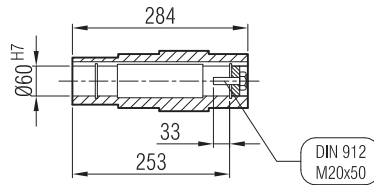
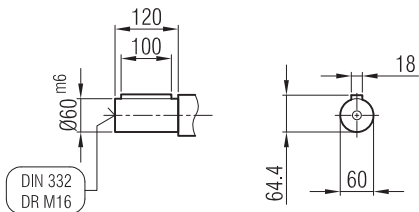
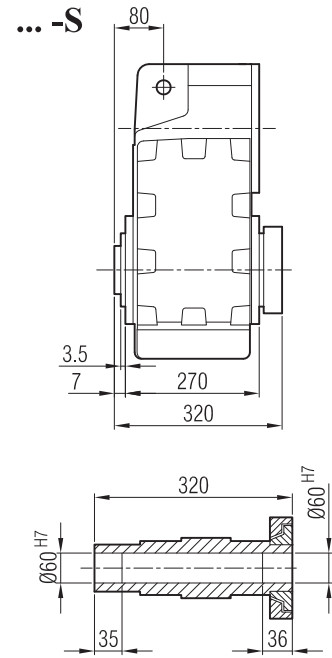
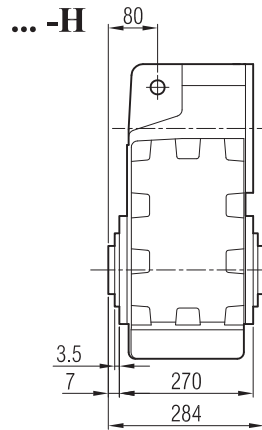
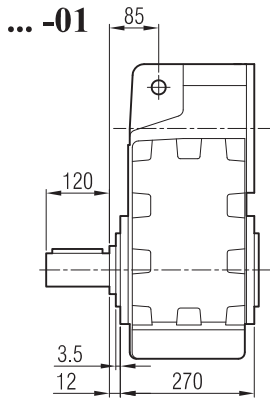
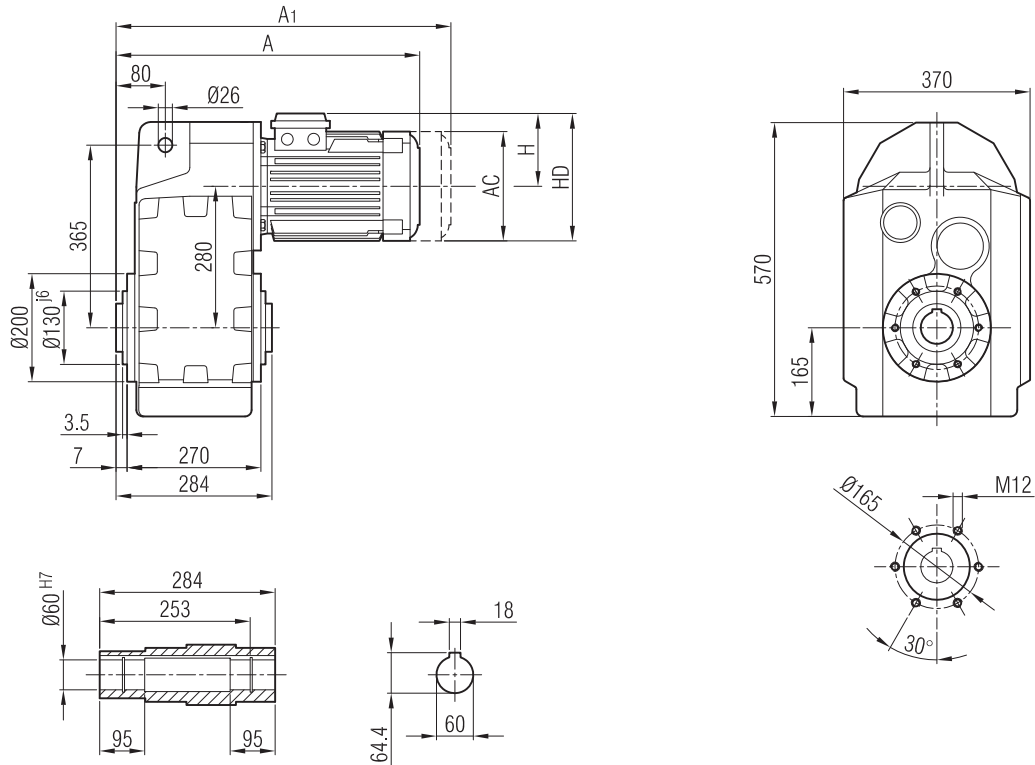
	56	63	71	80	90 S	90 L	100	112	132 S	132 M					
A				586	600	625	624	645	717	763					
A ₁				669	685	710	726	770	859	905					
H				118	132	132	141	149	182	182					
HD				198	222	222	241	261	314	314					
AC				158	193	193	217	232	279	279					

"A₁" Ölçüsü Frenli Motorlar içindir.
Dimension "A₁" is for motors with brake
Maß "A₁" ist für Motoren mit Bremse





YPM 217 YPM 317



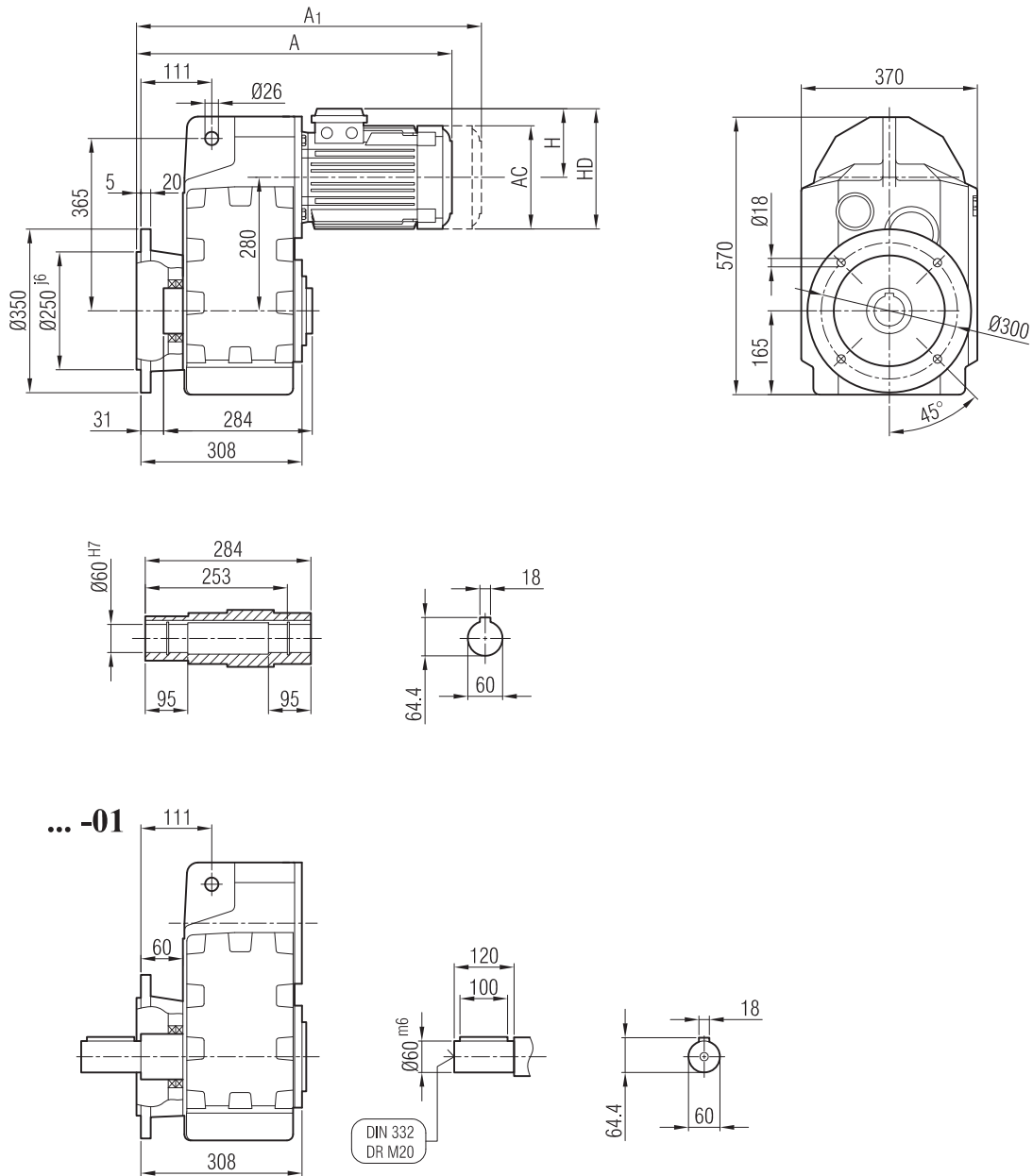
	56	63	71	80	90 S	90 L	100	112	132 S	132 M	160 M	160 L	180 M	180 L			
A				586	600	625	687	708	717	763	863	907	921	959			
A ₁				669	685	710	789	833	859	905	1053	1097	1116	1154			
H				118	132	132	141	149	182	182	225	225	248	248			
HD				198	222	222	241	261	314	314	385	385	428	428			
AC				158	193	193	217	232	279	279	325	325	370	370			

"A₁" Ölçüsü Frenli Motorlar içindir.
Dimension "A₁" is for motors with brake
Maß "A₁" ist für Motoren mit Bremse





YPFM 217 YPFM 317



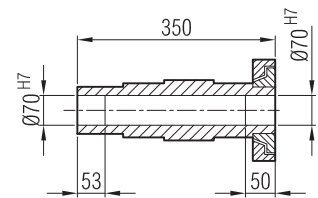
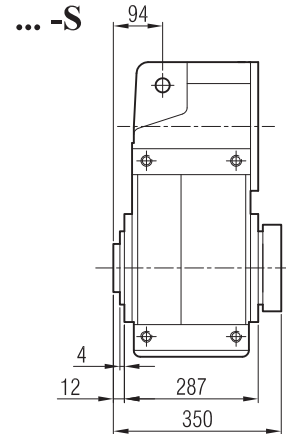
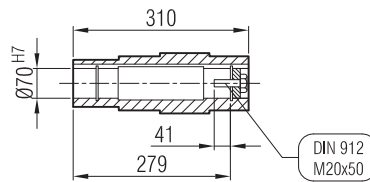
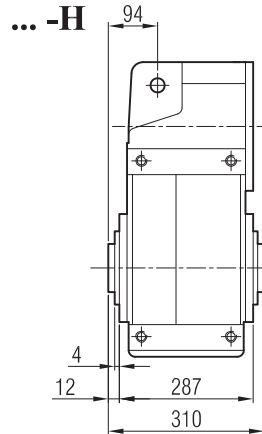
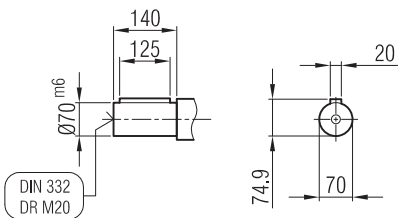
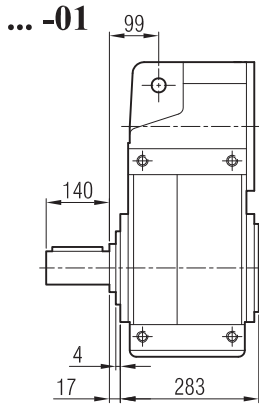
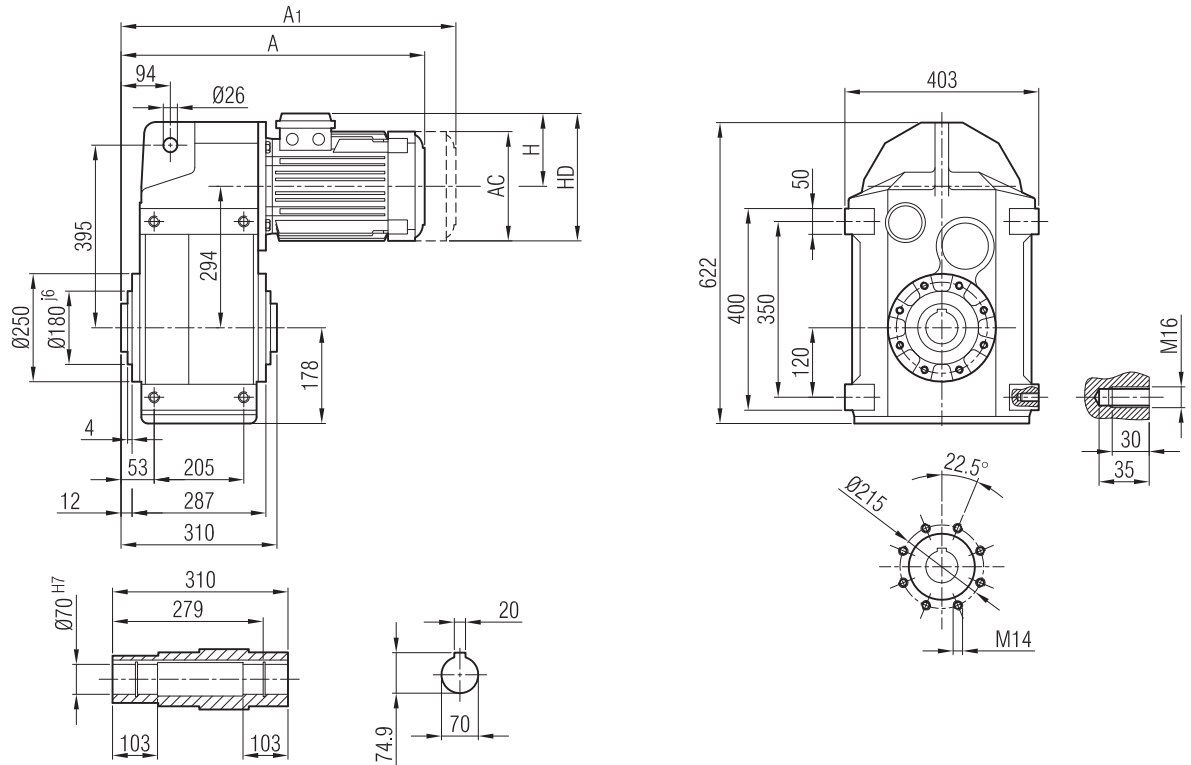
	56	63	71	80	90 S	90 L	100	112	132 S	132 M	160 M	160 L	180 M	180 L			
A				622	636	661	723	744	753	799	899	943	957	995			
A ₁				705	721	746	825	869	895	941	1089	1133	1152	1190			
H				118	132	132	141	149	182	182	225	225	248	248			
HD				198	222	222	241	261	314	314	385	385	428	428			
AC				158	193	193	217	232	279	279	325	325	370	370			

"A₁" Ölçüsü Frenli Motorlar içindir.
Dimension "A₁" is for motors with brake
Maß "A₁" ist für Motoren mit Bremse





YPM 102 YPM 103



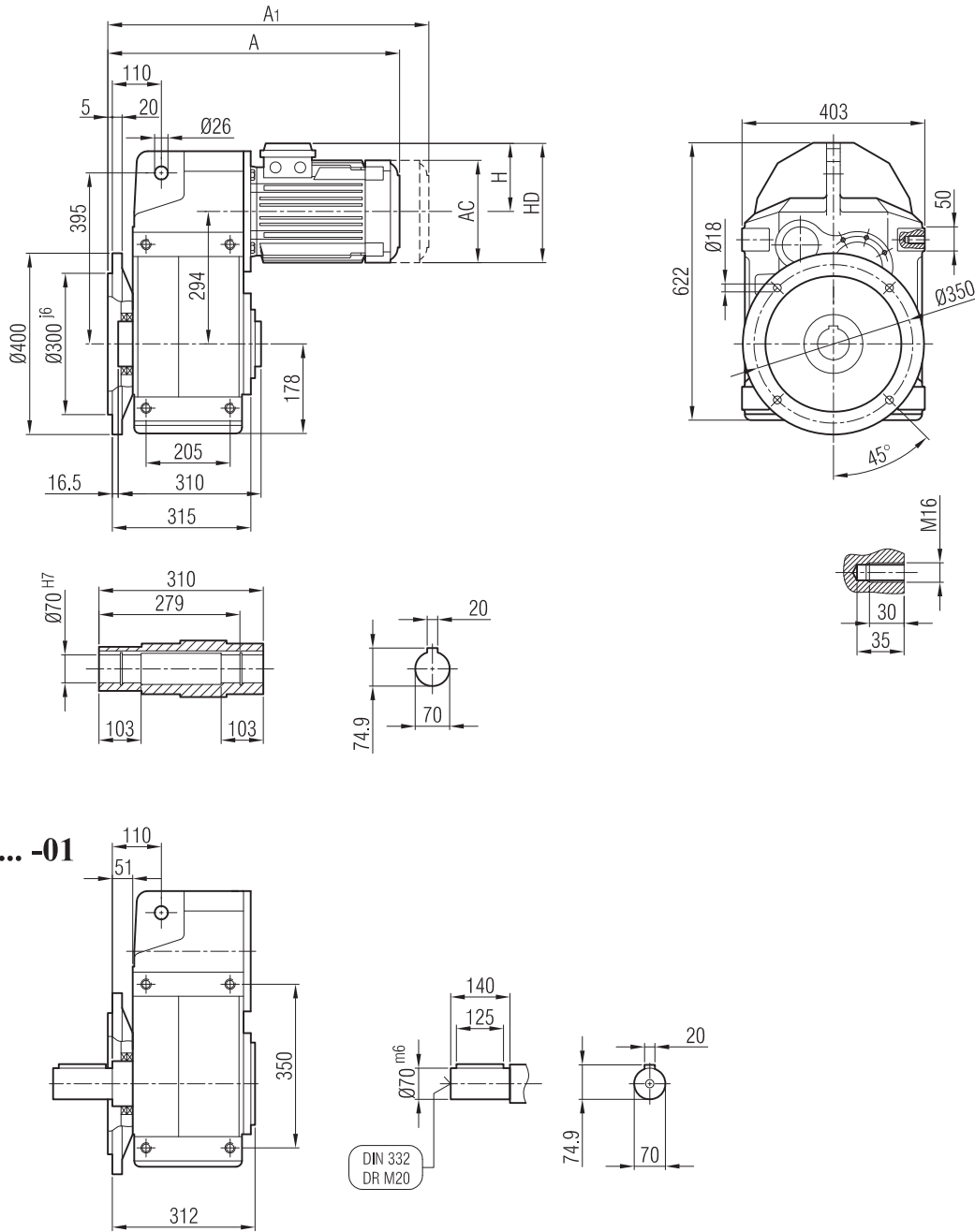
	56	63	71	80	90 S	90 L	100	112	132 S	132 M	160 M	160 L	180 M	180 L	200
A					604	629	575	598	645	691	778	836	836	874	912
A ₁					689	714	677	723	787	833	968	1012	1031	1069	-
H					132	132	141	149	182	182	225	225	248	248	275
HD					222	222	241	261	314	314	385	385	428	428	425
AC					193	193	217	232	279	279	325	325	370	370	415

"A₁" Ölçüsü Frenli Motorlar içindir.
Dimension "A₁" is for motors with brake
Maß "A₁" ist für Motoren mit Bremse





YPFM 102 YPFM 103



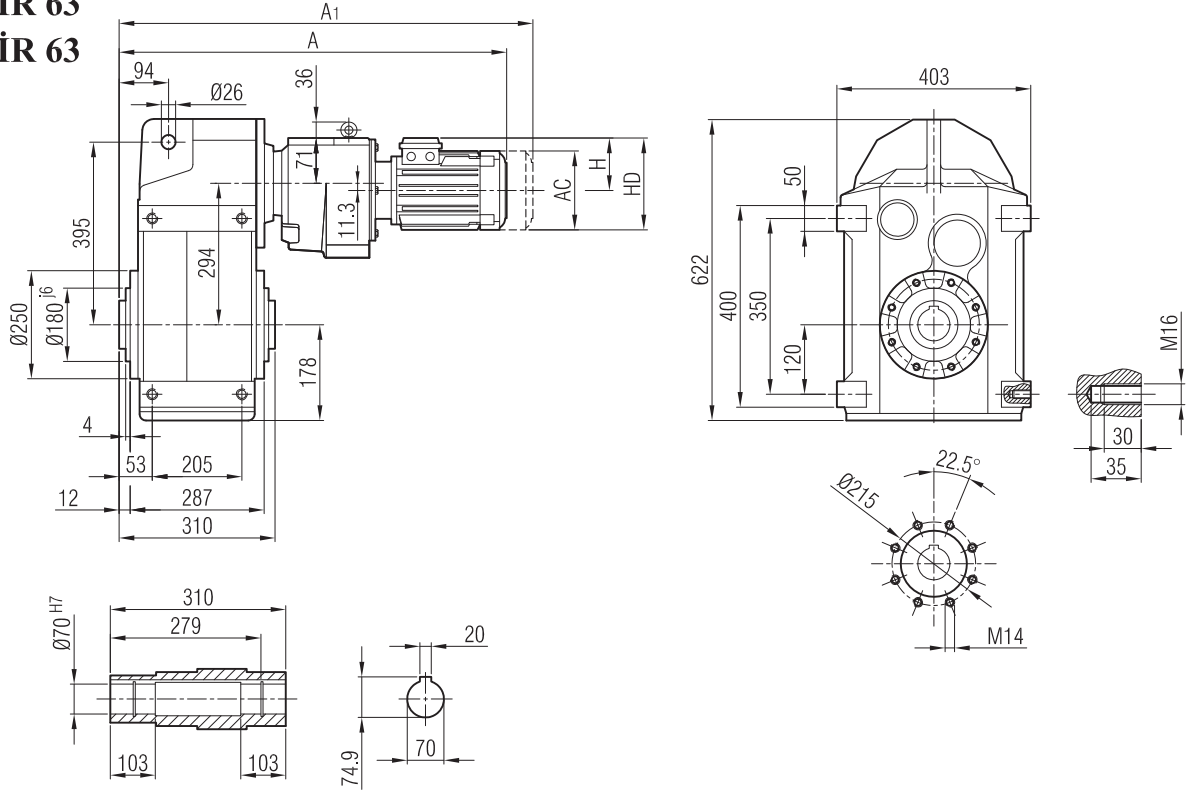
	56	63	71	80	90 S	90 L	100	112	132 S	132 M	160 M	160 L	180 M	180 L	200		
A					626	651	597	620	667	713	800	844	858	896	934		
A ₁					711	736	699	745	809	855	990	1034	1053	1091	-		
H					132	132	141	149	182	182	225	225	248	248	275		
HD					222	222	241	261	314	314	385	385	428	428	425		
AC					193	193	217	232	279	279	325	325	370	370	415		

"A₁" Ölçüsü Frenli Motorlar içindir.
Dimension "A₁" is for motors with brake
Maß "A₁" ist für Motoren mit Bremse

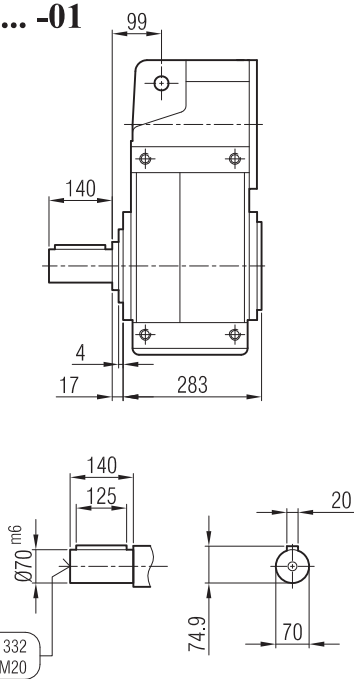




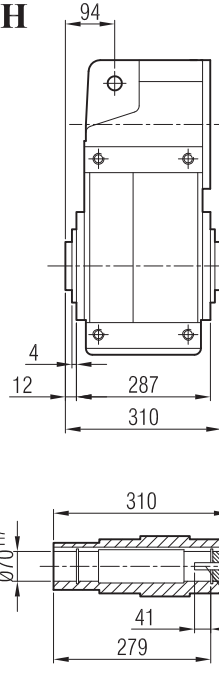
YPM 102 İR 63 YPM 103 İR 63



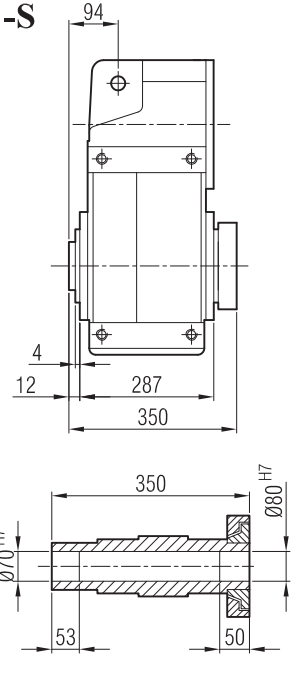
... -01



... -H



... -S



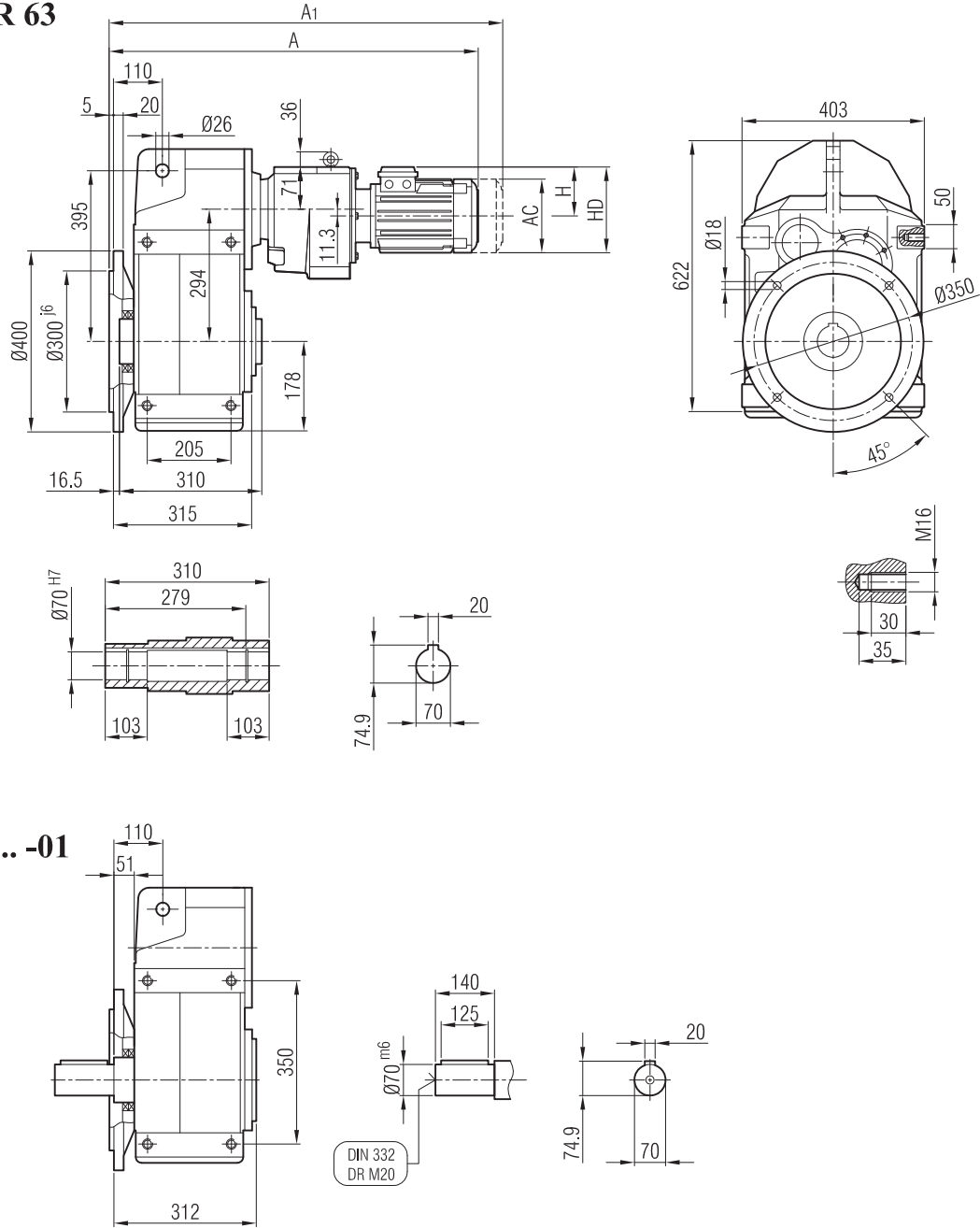
	56	63	71	80	90 S	90 L									
A		688	668	698	713	733									
A ₁		1018	728	758	783	803									
H		99	111	118	132	132									
HD		162	182	198	222	222									
AC		123	138	158	193	193									

"A₁" Ölçüsü Frenli Motorlar içindir.
Dimension "A₁" is for motors with brake
Maß "A₁" ist für Motoren mit Bremse





YPFM 102 İR 63 YPFM 103 İR 63




... -01

	56	63	71	80	90 S	90 L									
A		713	693	723	738	758									
A ₁		1043	743	783	808	828									
H		99	111	118	132	132									
HD		162	182	198	222	222									
AC		123	138	158	193	193									


"A₁" Ölçüsü Frenli Motorlar içindir.
Dimension "A₁" is for motors with brake
Maß "A₁" ist für Motoren mit Bremse







YPPM ...



YPPM ... - 01



YFPFM ...

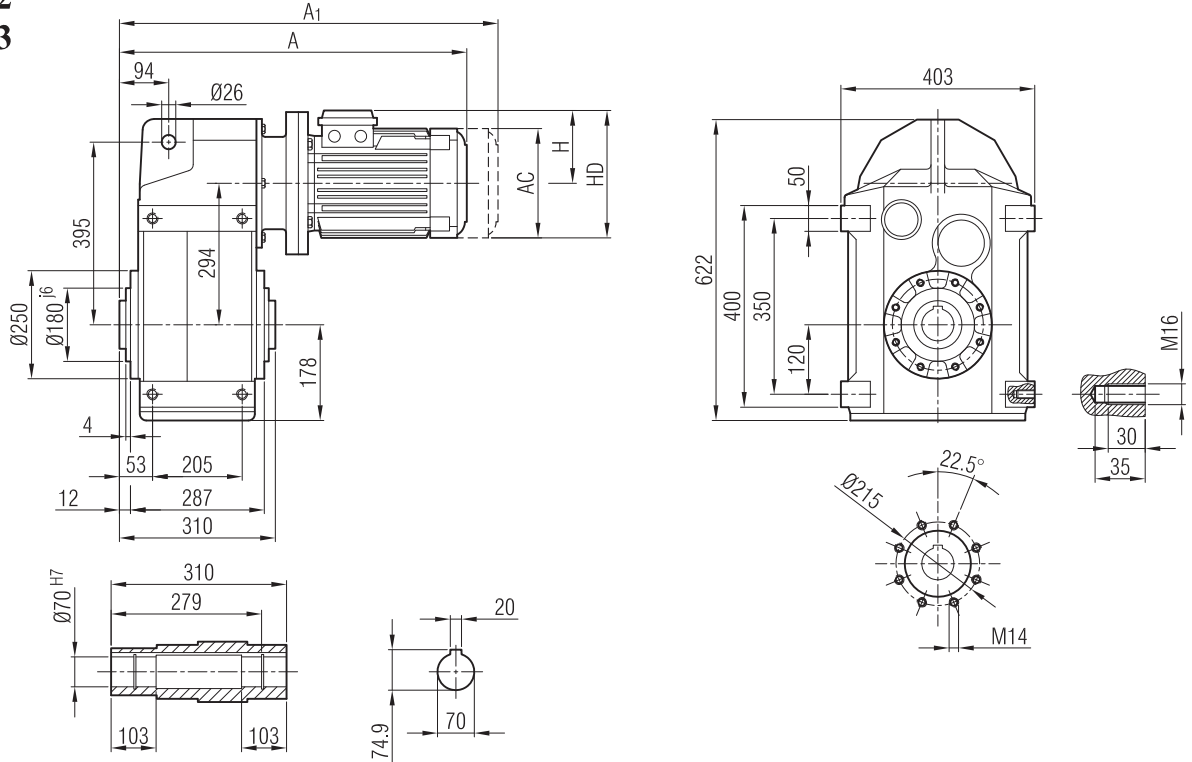


YFPFM ... - 01

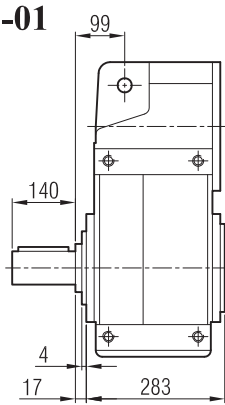


YPPM 102

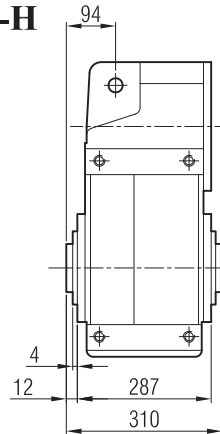
YPPM 103



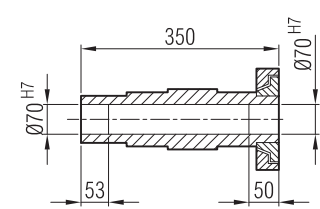
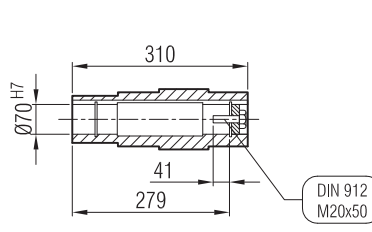
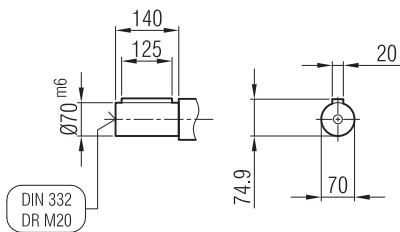
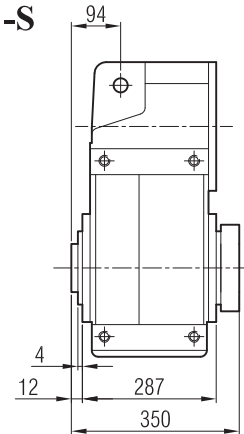
... -01



... -H



... -S



	56/B5	63/B5	71/B5	80/B5	90 S/B5	90 L/B5	100/B5	112/ B5	132 S/B5	132 M/B5	160 M/B5	160 L/B5	180 M/B5	180 L/B5	200/B5		
A					580	605	646	667	743	789	875	919	933	971	1069		
A ₁					665	690	736	792	848	894	995	1039	1053	1091	-		
H					132	132	141	149	182	182	225	225	248	248	275		
HD					222	222	241	261	314	314	385	385	428	428	425		
AC					193	193	217	232	279	279	325	325	370	370	415		

"A₁" Ölçüsü Frenli Motorlar içindir.

Dimension "A₁" is for motors with brake

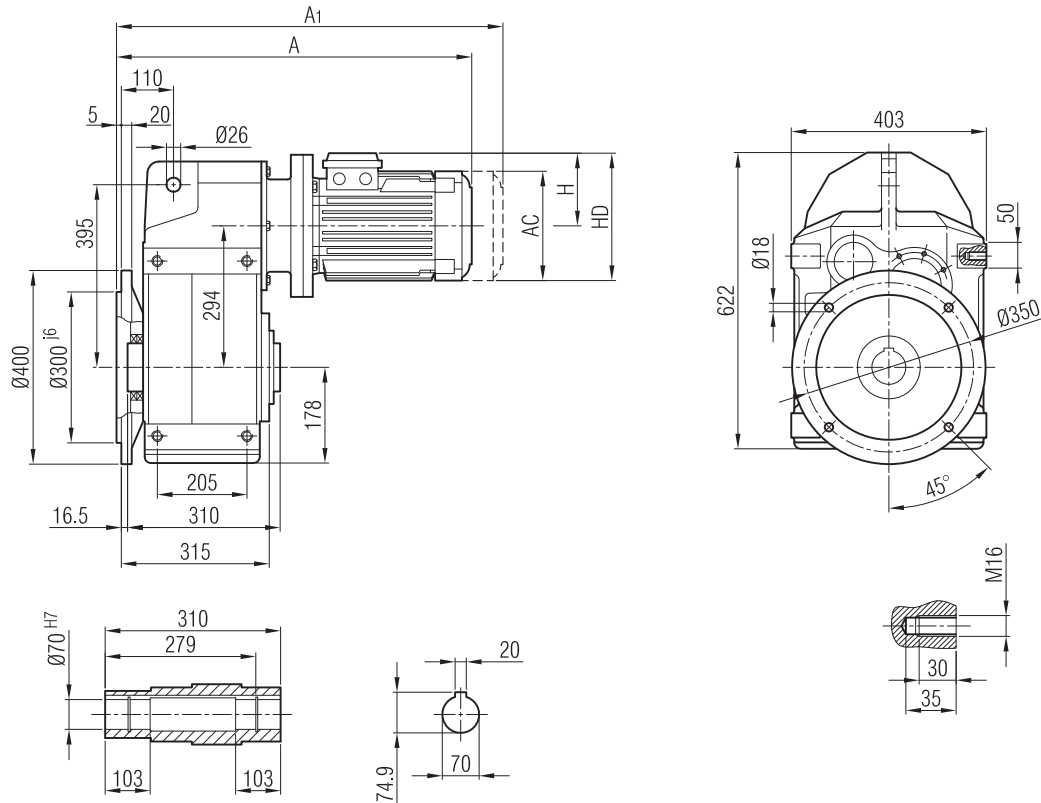
Maß "A₁" ist für Motoren mit Bremse



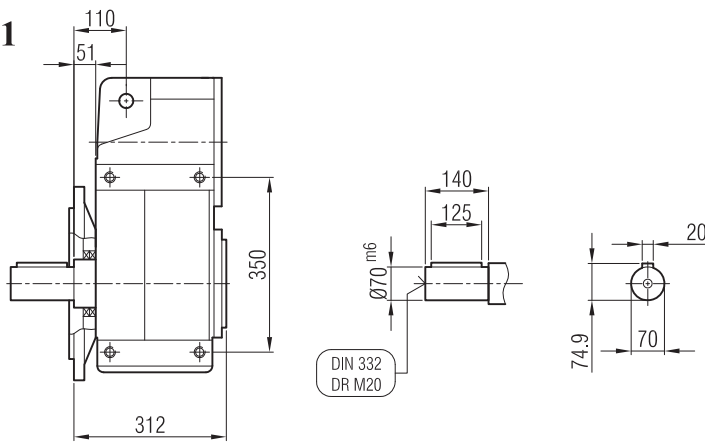


YPFPM 102

YPFPM 103



... -01



	56/B5	63/B5	71/B5	80/B5	90 S/B5	90 L/B5	100/B5	112/ B5	132 S/B5	132 M/B5	160 M/B5	160 L/B5	180 M/B5	180 L/B5	200/B5		
A					602	627	668	689	765	811	897	941	955	993	1091		
A ₁					687	712	758	814	870	916	1017	1061	1075	1113	-		
H					132	132	141	149	182	182	225	225	248	248	275		
HD					222	222	241	261	314	314	385	385	428	428	425		
AC					193	193	217	232	279	279	325	325	370	370	415		

"A₁" Ölçüsü Frenli Motorlar içindir.


Dimension "A₁" is for motors with brake

Maß "A₁" ist für Motoren mit Bremse





YP ...




YPF ...




YP ...



YPF ...











YP ... - ...





YPF ... - ...


 $n_1 = 1400$ d/d
r.p.m



Servis Faktörü Service Factor Betriebsfaktor	$S_f = 1$ $S_f = 1$ $S_j = 1$	P_1	n_2	i	M_2	F_{Q1}	F_{Q10}	Tip Type Typ			kg
		GÜÇ Power Leistung	Çıkış Devri Output Speeds Abtriebswelle Drehzahlen	Tahvil Ratio Übersetzung	Çıkış Momenti Output Torque Abtriebswelle Drehmomente	Rad. Yük Over Loads Querkräfte	Rad. Yük Over Loads Querkräfte				
		[kW]	[r.p.m]		[Nm]	[N]	[N]				
400 Nm	0,48	11	129,80	400	280	6000	YP YPF	308			377 22 378 25
	0,50	12	122,25	400	280	6000					
	0,54	12	115,36	400	280	6000					
	0,61	14	103,22	400	280	6000					
	0,73	16	85,81	400	280	6000					
	0,81	18	76,26	400	280	6000					
	0,90	20	69,38	400	280	6000					
	1,0	23	62,09	400	280	6000					
	1,3	28	50,38	400	280	6000					
	1,4	31	45,87	400	280	6000					
	1,5	34	41,04	400	280	6000					
	1,9	42	33,64	400	280	6000					
	2,3	51	27,34	400	280	6000					
	2,6	58	24,02	400	280	4500					
	2,8	62	22,67	400	280	4500					
	2,9	65	21,43	400	280	4500					
	3,1	69	20,30	400	280	4500					
	3,4	77	18,29	400	280	4500					
	3,9	89	15,80	400	280	4500					
	4,3	97	14,50	400	280	4500					
	4,5	102	13,74	400	280	4500					
	6,1	137	10,93	400	280	4500					
	6,7	173	9,20	400	280	4500					
	7,7	173	8,08	400	280	4500					
	8,0	181	7,73	400	280	4500					
	8,2	190	7,39	400	280	4500					
	10,0	227	6,16	400	280	4500					
	9,8	227	6,16	400	280	4500					
9,8	227	6,16	400	280	4500						
770 Nm	0,67	7,5	180,38	770	330	10150	YP YPF	310			379 44 380 47
	0,73	8,5	165,61	770	330	10150					
	0,79	9	152,82	770	330	10150					
	0,96	11	128,96	770	330	10150					
	1,08	12,5	113,18	770	330	10150					
	1,1	13	107,45	770	330	10150					
	1,2	14	99,95	770	330	10150					
	1,3	14,5	95,02	770	330	10150					
	1,4	15,5	90,47	770	330	10150					
	1,4	16	86,23	770	330	10150					
	1,6	18,5	75,17	770	330	10150					
	1,7	19,5	71,94	770	330	10150					
	1,9	22	63,37	770	330	10150					
	2,2	25	56,15	770	330	10150					
	2,6	30	46,65	770	330	10150					
	3,4	40	35,44	770	330	10150					
	4,5	53	26,46	770	330	10150					
	4,9	56	24,84	770	330	10150					
	4,9	57	24,53	770	330	8700	YP YPF	210			379 41 380 44
	5,9	69	20,41	770	330	8700					
	7,3	85	16,41	760	330	8700					
	7,8	94	14,84	740	330	8700					
	8,4	99	14,13	750	330	8700					






 $n_1 = 1400$ $\frac{d}{d}$
r.p.m

Servis Faktörü Service Factor Betriebsfaktor	$S_f=1$ $S_f=1$ $S_f=1$	P_1	n_2	i	M_2	F_{Q1}	F_{Q10}	Tip Type Typ			kg
		GÜÇ	Çıkış Devri	Tahvil	Çıkış Momenti	Rad. Yük	Rad. Yük				
		Power	Output Speeds	Ratio	Output Torque	Over Loads	Over Loads				
		Leistung	Abtriebswelle Drehzahlen	Übersetzung	Abtriebswelle Drehmomente	Querkräfte	Querkräfte				
		[kW]	[r.p.m]		[Nm]	[N]	[N]				
400-770 Nm		9,5	113	12,40	750	330	8700				
		10,6	125	11,19	760	330	8700				
		11,1	130	10,79	770	330	8700				
		12,9	154	9,10	760	330	8700				
		12,9	172	8,15	680	330	8700				
		12,6	191	7,31	600	330	8700	YP	210	379	41
		12,4	202	6,93	560	330	8700	YPF		380	44
		12,6	204	6,87	560	330	8700				
		12,5	227	6,16	500	330	8700				
		12,6	240	5,84	480	330	8700				
		12,8	265	5,28	440	330	8700				
		12,3	280	5,01	400	330	8700				
1700 Nm		1,4	7	192,43	1700	550	17250				
		1,6	8	170,55	1700	550	17250				
		1,8	9	152,48	1700	550	17250				
		2,0	10	137,19	1700	550	17250				
		2,2	11,5	122,31	1700	550	17250				
		2,6	14	101,81	1700	550	17250				
		3,2	17	81,84	1700	550	17250				
		3,6	19	74,00	1700	550	17250	YP	313	381	85
		4,2	23	61,83	1700	550	17250	YPF		382	91
		4,8	26	53,84	1700	550	17250				
		5,8	31	45,37	1700	550	17250				
		6,4	34	40,64	1700	550	17250				
		7,3	38	36,48	1700	550	17250				
		7,6	41	34,58	1700	550	17250				
		8,7	46	30,28	1700	550	17250				
		9,1	49	28,70	1700	550	17250				
		9,1	50	28,00	1700	550	14500				
		11,1	60	23,24	1700	550	14500				
		12,4	68	20,72	1700	550	14500				
		13,9	76	18,42	1700	550	14500				
		16,9	92	15,25	1700	550	14500				
		17,9	97	14,37	1700	550	14500				
		20,1	109	12,79	1700	550	14500	YP	213	381	81
		20,9	112	12,54	1700	550	14500	YPF		382	87
		22,7	122	11,43	1700	550	14500				
		25,0	134	10,41	1700	550	14500				
		27,8	149	9,37	1700	550	14500				
		28,2	151	9,28	1700	550	14500				
		30,2	162	8,63	1700	550	14500				
		38,2	205	6,83	1700	550	14500				
		40,4	217	6,43	1700	550	14500				
3100 Nm		2,4	7	203,05	3100	980	25000				
		2,6	8	180,14	3100	980	25000				
		2,9	8,5	161,22	3100	980	25000				
		3,2	9	151,79	3100	980	25000				
		1,0	12	119,40	3100	980	25000	YP	317	383	170
		4,4	13	108,96	3100	980	25000	YPF		384	176
		5,6	16	87,22	3100	980	25000				
		7,9	23	61,82	3100	980	25000				
		8,6	24,5	56,97	3100	980	25000				






n₁ = 1400 d/d
r.p.m

Servis Faktörü Service Factor Betriebsfaktor	S _f =1 S _f =1 S _f =1	P ₁	n ₂	i	M ₂	F _{Q1}	F _{Q10}	Tip Type Typ			kg	
		GÜÇ	Çıkış Devri	Tahvil	Çıkış Momenti	Rad. Yük	Rad. Yük					
		Power	Output Speeds	Ratio	Output Torque	Over Loads	Over Loads					
		Leistung	Abtriebswelle Drehzahlen	Übersetzung	Abtriebswelle Drehmomente	Querkräfte	Querkräfte					
		[kW]	[r.p.m]		[Nm]	[N]	[N]					
3100 Nm		10,2	29	48,69	3100	980	25000	YP YPF	317			383 170 384 176
		11,3	32	43,30	3100	980	25000					
		15,4	45	31,09	3100	980	25000					
		17,3	50	27,78	3100	980	25000					
1250-3100 Nm		18,7	51	27,39	3100	980	21000	YP YPF	217			383 170 384 176
		14,5	60	23,41	2200	980	21000					
		14,8	67	20,81	2000	980	21000					
		14,9	75	18,64	1800	980	21000					
		15,2	83	16,78	1650	980	21000					
		15,2	92	15,19	1500	980	21000					
		15,2	101	13,79	1360	980	21000					
		15,3	111	12,57	1250	980	21000					
4300 Nm		0,01	0,05	28324	4300	2500	30000	YP YPF	103 İR 63			387 201 388 221
		0,02	0,05	26432	4300	2500	30000					
		0,03	0,06	23476	4300	2500	30000					
		0,03	0,06	21582	4300	2500	30000					
		0,03	0,07	19168	4300	2500	30000					
		0,04	0,08	17174	4300	2500	30000					
		0,04	0,09	15499	4300	2500	30000					
		0,05	0,1	14072	4300	2500	30000					
		0,06	0,12	11940	4300	2500	30000					
		0,06	0,13	10684	4300	2500	30000					
		0,07	0,15	8941	4300	2500	30000					
		0,09	0,18	7880	4300	2500	30000					
		0,10	0,2	7003	4300	2500	30000					
		0,11	0,22	6266	4300	2500	30000					
		0,12	0,25	5638	4300	2500	30000					
		0,13	0,27	5097	4300	2500	30000					
		0,16	0,33	4212	4300	2500	30000					
		0,18	0,36	3845	4300	2500	30000					
		0,20	0,41	3443	4300	2500	30000					
		0,24	0,48	2887	4300	2500	30000					
		0,20	0,41	3375	4300	2500	30000					
		0,22	0,45	3111	4300	2500	30000					
		0,26	0,53	2658	4300	2500	30000					
		0,27	0,56	2480	4300	2500	30000					
	0,31	0,63	2206	4300	2500	30000						
	0,34	0,71	1976	4300	2500	30000						
	0,38	0,79	1779	4300	2500	30000						
	0,42	0,87	1611	4300	2500	30000						
	0,47	0,96	1462	4300	2500	30000						
	0,49	1	1333	4300	2500	30000						
	0,53	1,1	1218	4300	2500	30000						
	0,63	1,3	1113	4300	2500	30000						
	0,68	1,4	1005	4300	2500	30000						
	0,73	1,5	909	4300	2500	30000						
	0,83	1,7	823	4300	2500	30000						
	0,18	0,38	3640	4300	2500	30000	YP YPF	103 İR 62			387 200 388 220	
	0,20	0,41	3395	4300	2500	30000						
	0,23	0,47	2983	4300	2500	30000						
	0,26	0,53	2649	4300	2500	30000						
	0,28	0,57	2436	4300	2500	30000						




 $n_1 = 1400$ d/d
r.p.m

Servis Faktörü Service Factor Betriebsfaktor	$S_f = 1$ $S_f = 1$ $S_f = 1$	P_1	n_2	i	M_2	F_{Q1}	F_{Q10}	Tip Type Typ			kg
		GÜÇ	Çıkış Devri	Tahvil	Çıkış Momenti	Rad. Yük	Rad. Yük				
		Power Leistung	Output Speeds Abtriebswelle Drehzahlen	Ratio Übersetzung	Output Torque Abtriebswelle Drehmomente	Over Loads Querkräfte	Over Loads Querkräfte				
		[kW]	[r.p.m]		[Nm]	[N]	[N]				
4300 Nm		0,32	0,65	2163	4300	2500	30000				
		0,35	0,72	1938	4300	2500	30000				
		0,39	0,8	1749	4300	2500	30000				
		0,43	0,88	1588	4300	2500	30000				
		0,49	1	1347	4300	2500	30000				
		0,58	1,2	1206	4300	2500	30000				
		0,68	1,4	1009	4300	2500	30000				
		0,78	1,6	889	4300	2500	30000				
		0,87	1,8	790	4300	2500	30000				
		0,97	2	707	4300	2500	30000				
		1,1	2,2	636	4300	2500	30000				
		1,2	2,4	575	4300	2500	30000	YP	103 iR 62	387	200
		1,3	2,6	532	4300	2500	30000	YPF		388	220
		1,5	3	469	4300	2500	30000				
		1,7	3,4	417	4300	2500	30000				
		1,9	3,8	373	4300	2500	30000				
		2,0	4,2	336	4300	2500	30000				
		2,2	4,6	303	4300	2500	30000				
		2,7	5,6	251	4300	2500	30000				
		3,0	6,1	229	4300	2500	30000				
	3,3	6,8	205	4300	2500	30000					
	3,5	7,2	193	4300	2500	30000					
	3,9	8,1	173	4300	2500	30000					
	1,9	3,9	355	4300	2500	30000	YP	102 iR 62	387	195	
	2,1	4,3	328	4300	2500	30000	YPF		388	215	
	2,4	5	280	4300	2500	30000					
	2,5	5,2	270,11	4300	2500	30000					
	2,6	5,5	251,95	4300	2500	30000					
	2,9	6,2	221,36	4300	2500	30000					
	3,4	7,1	196,61	4300	2500	30000					
	3,6	7,7	180,74	4300	2500	30000					
	4,1	8,7	160,53	4300	2500	30000					
	4,6	9,7	143,83	4300	2500	30000					
	5,2	11	129,80	4300	2500	30000					
	5,7	12	117,85	4300	2500	30000					
	6,6	14	99,99	4300	2500	30000					
	7,5	16	89,47	4300	2500	30000	YP	103	385	197	
	9,0	19	74,88	4300	2500	30000	YPF		386	217	
	9,9	21	65,99	4300	2500	30000					
	11,3	24	58,64	4300	2500	30000					
	12,7	27	52,47	4300	2500	30000					
	14,1	30	47,22	4300	2500	30000					
	15,6	33	42,69	4300	2500	30000					
	18,9	40	35,27	4300	2500	30000					
	20,3	43	32,20	4300	2500	30000					
	23,1	49	28,83	4300	2500	30000					
	27,4	58	24,18	4300	2500	30000					
	32,5	69	20,39	4300	2500	30000					
	24,6	53	26,37	4300	2500	29000					
	26,9	58	24,32	4300	2500	29000	YP	102	385	192	
	31,1	67	20,77	4300	2500	29000	YPF		386	212	
	35,3	76	18,47	4300	2500	29000					




 $n_1 = 1400$ $\frac{d}{d}$
r.p.m

Servis Faktörü Service Factor Betriebsfaktor	$S_f = 1$ $S_f = 1$ $S_f = 1$	P_1	n_2	i	M_2	F_{Q1}	F_{Q10}	Tip Type Typ	 	kg
		GÜÇ	Çıkış Devri	Tahvil	Çıkış Momenti	Rad. Yük	Rad. Yük			
		Power	Output Speeds	Ratio	Output Torque	Over Loads	Over Loads			
		Leistung	Abtriebswelle Drehzahlen	Übersetzung	Abtriebswelle Drehmomente	Querkräfte	Querkräfte			
		[kW]	[r.p.m]		[Nm]	[N]	[N]			
4300 Nm		39,5	85	16,54	4300	2500	29000	YP YPF 102	 	
	43,6	94	14,90	4300	2500	29000				
	48,3	104	13,48	4300	2500	29000				
	52,9	114	12,24	4300	2500	29000				
	58,0	125	11,16	4300	2500	29000				
	63,6	137	10,20	4300	2500	29000				
	69,6	150	9,32	4300	2500	29000	385 192			
	77,1	166	8,41	4300	2500	29000	386 212			
	85,4	184	7,60	4300	2500	29000				
	94,2	203	6,89	4300	2500	29000				
	104,0	224	6,24	4300	2500	29000				
	113,7	245	5,72	4300	2500	29000				
	125,3	270	5,18	4300	2500	29000				
	138,3	298	4,70	4300	2500	29000				


n₁ = 900
d/d
r.p.m

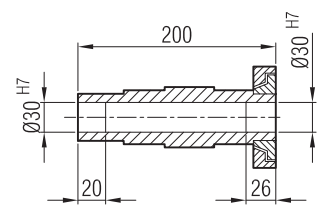
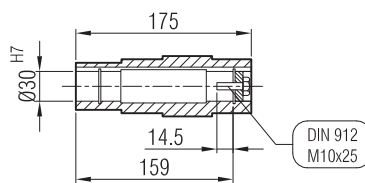
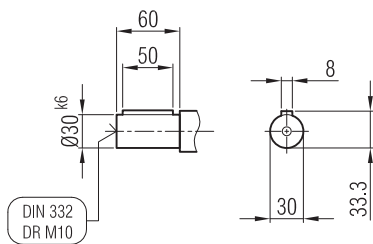
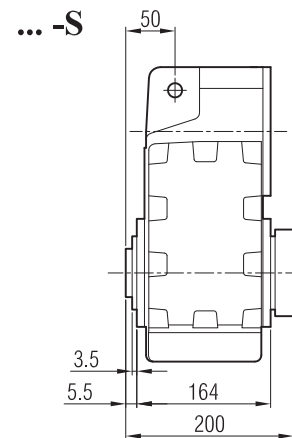
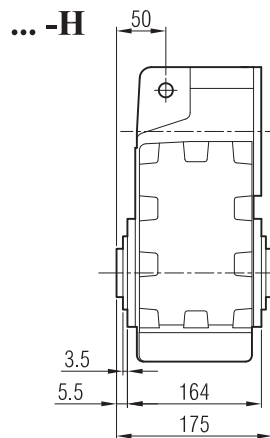
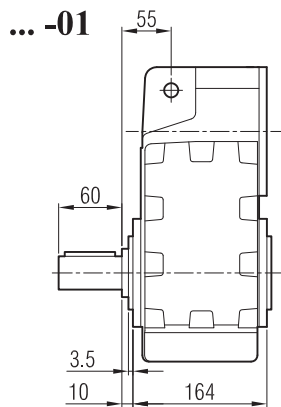
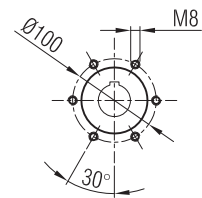
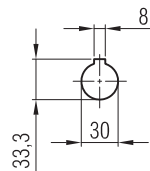
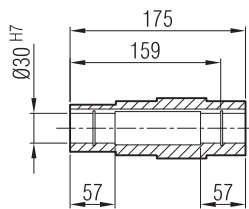
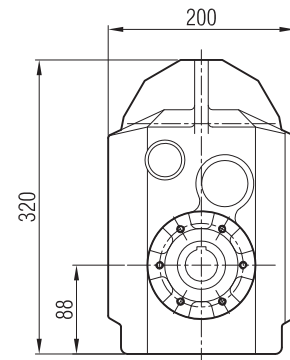
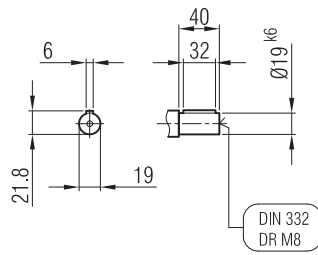
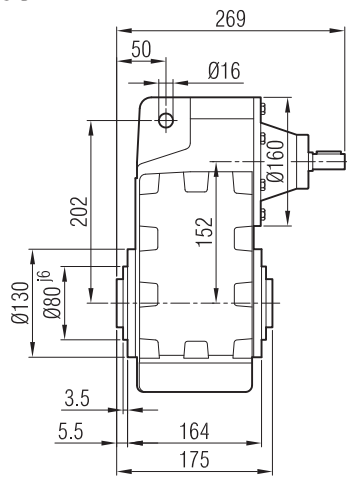
Servis Faktörü Service Factor Betriebsfaktor	S _f = 1 S _f = 1 S _f = 1	P ₁	n ₂	İ	M ₂	F _{Q1}	F _{Q10}	Tip Type Typ	 	kg
		GÜÇ	Çıkış Devri	Tahvil	Çıkış Momenti	Rad. Yük	Rad. Yük			
		Power	Output Speeds	Ratio	Output Torque	Over Loads	Over Loads			
		Leistung	Abtriebswelle Drehzahlen	Übersetzung	Abtriebswelle Drehmomente	Querkräfte	Querkräfte			
		[kW]	[r.p.m]		[Nm]	[N]	[N]			
4300 Nm		1,6	3,3	270,11	4300	2500	30000	YP YPF 103		
		1,7	3,5	251,95	4300	2500	30000			
		1,9	4	221,36	4300	2500	30000			
		2,2	4,6	196,61	4300	2500	30000			
		2,3	4,9	180,74	4300	2500	30000			
		2,6	5,6	160,53	4300	2500	30000			
									385	197
									386	217


n₁ = 700
d/d
r.p.m

Servis Faktörü Service Factor Betriebsfaktor	S _f =1 S _f =1 S _f =1	P ₁	n ₂	İ	M ₂	F _{Q1}	F _{Q10}	Tip Type Typ	 	kg	
		GÜÇ	Çıkış Devri	Tahvil	Çıkış Momenti	Rad. Yük	Rad. Yük				
		Power	Output Speeds	Ratio	Output Torque	Over Loads	Over Loads				
		Leistung	Abtriebswelle Drehzahlen	Übersetzung	Abtriebswelle Drehmomente	Querkräfte	Querkräfte				
		[kW]	[r.p.m]		[Nm]	[N]	[N]				
4300 Nm		1,2	2,6	270,11	4300	2500	30000	YP YPF	103	385	197
		1,3	2,8	251,95	4300	2500	30000				
		1,5	3,1	221,36	4300	2500	30000				
		1,7	3,5	196,61	4300	2500	30000				

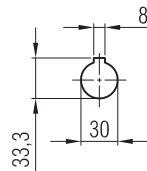
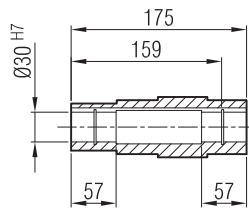
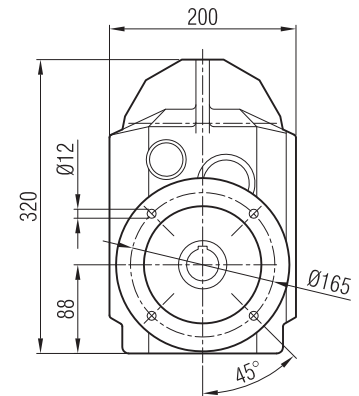
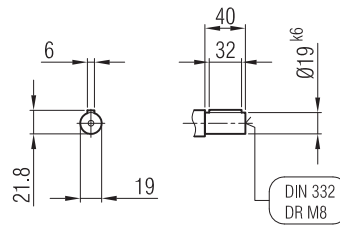
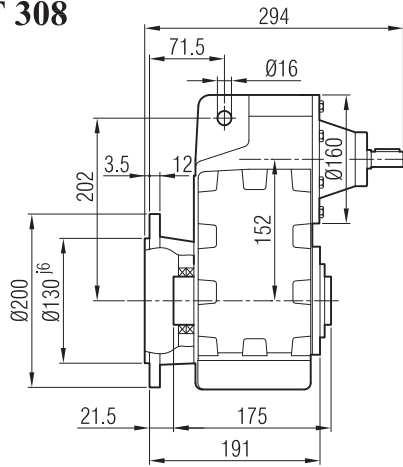


YP 208
YP 308

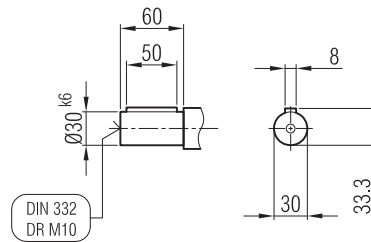
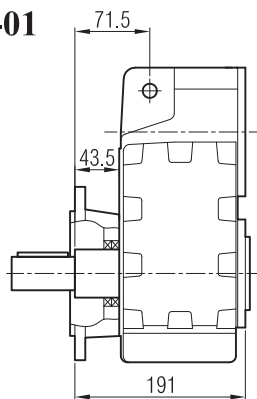




YPF 208
YPF 308

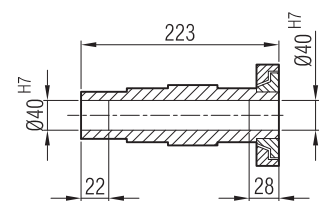
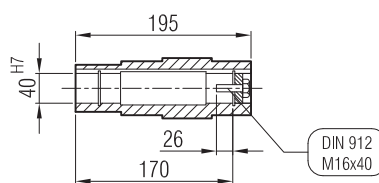
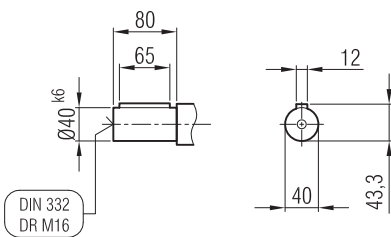
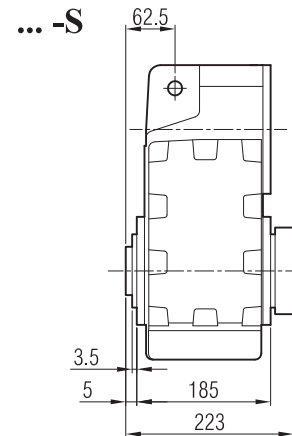
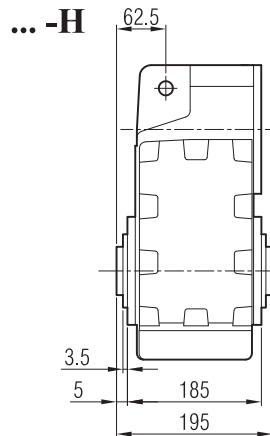
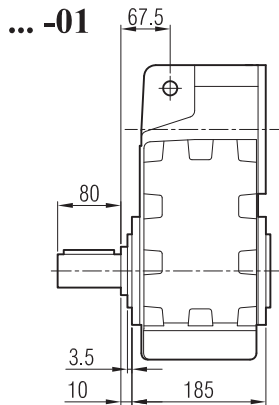
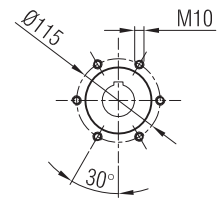
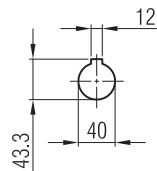
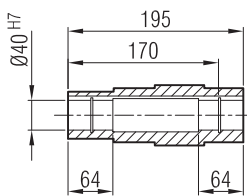
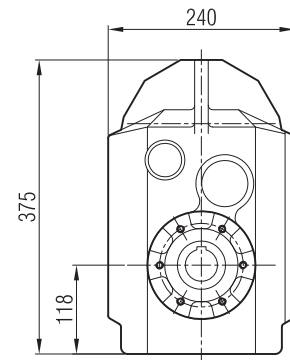
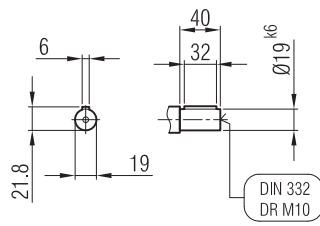
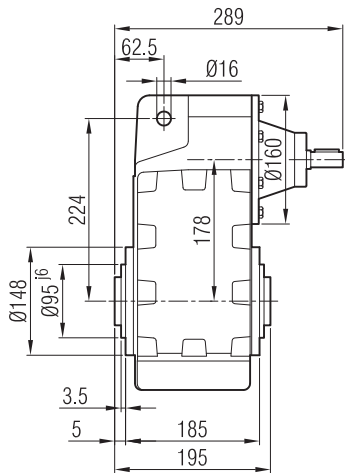


... -01



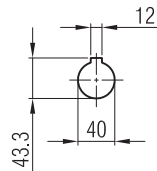
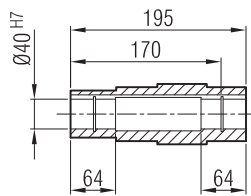
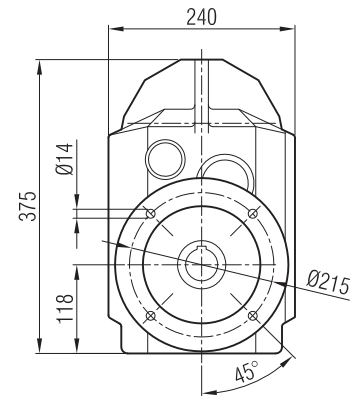
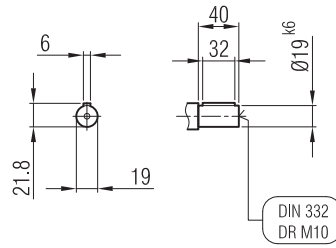
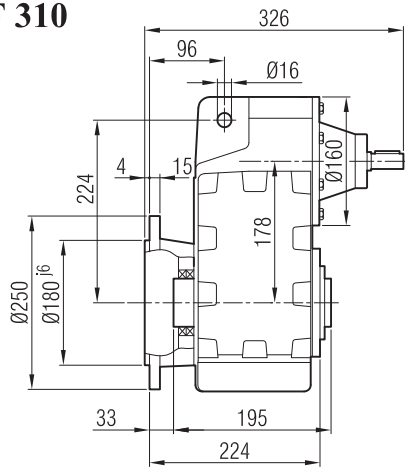


YP 210 YP 310

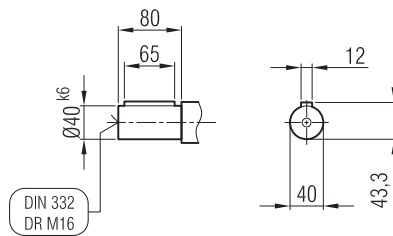
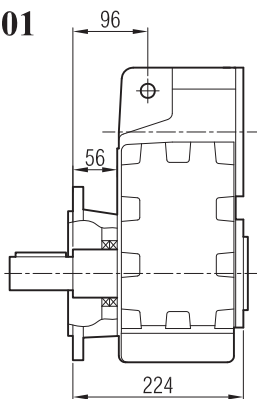




YPF 210
YPF 310

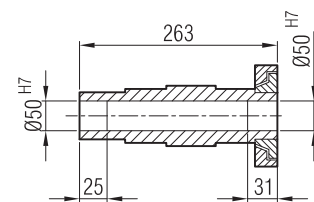
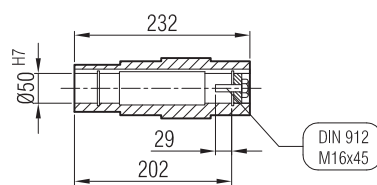
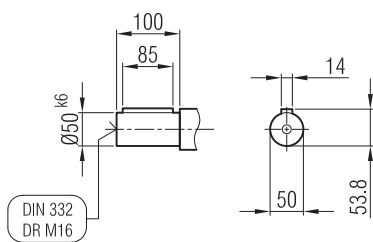
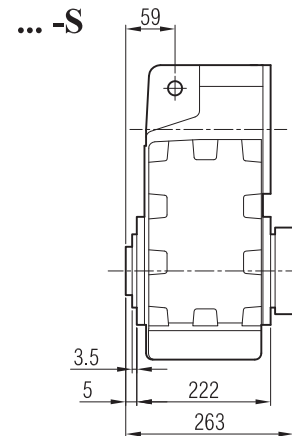
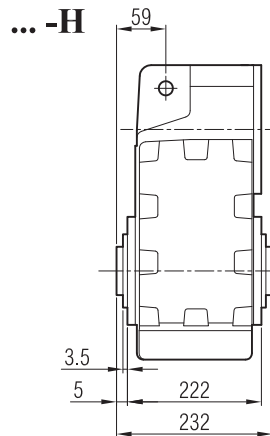
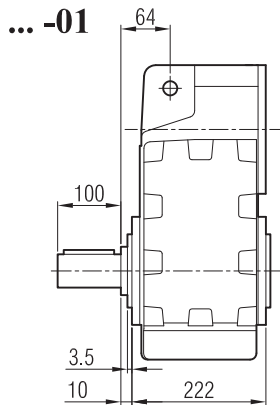
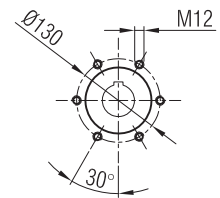
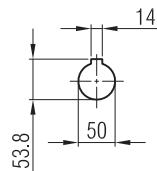
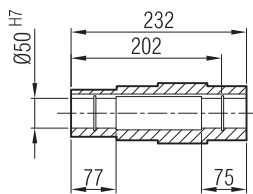
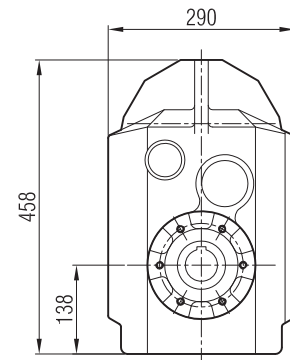
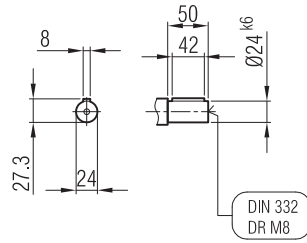
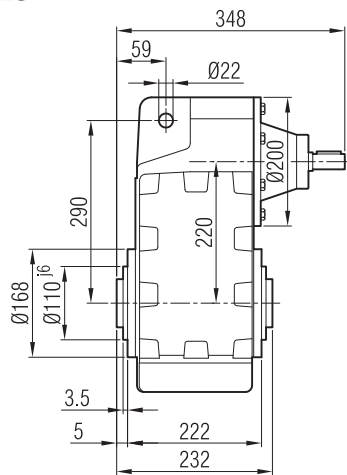


... -01



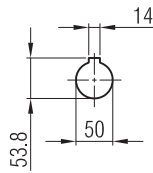
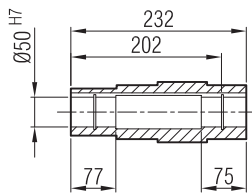
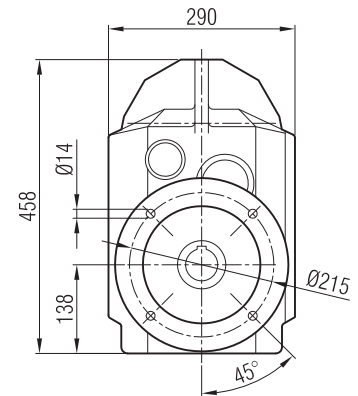
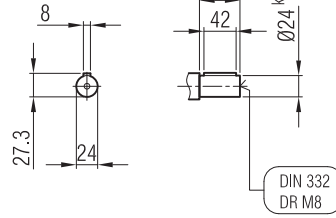
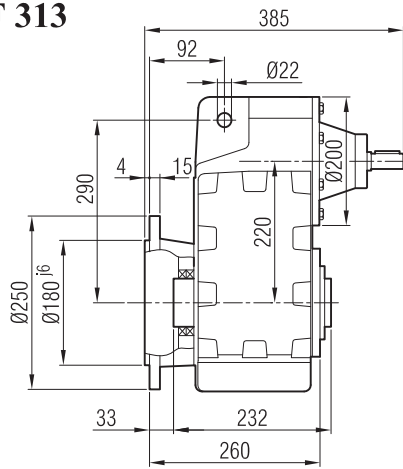


YP 213 YP 313

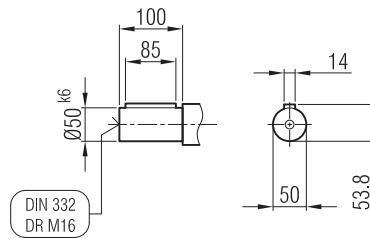
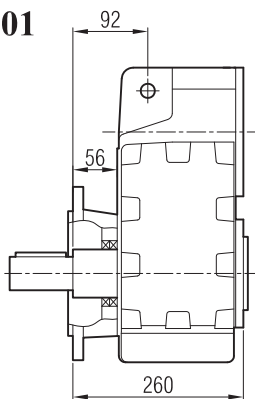




YPF 213
YPF 313

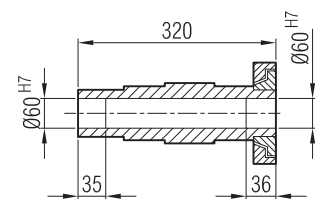
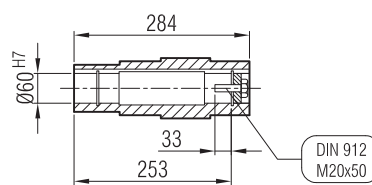
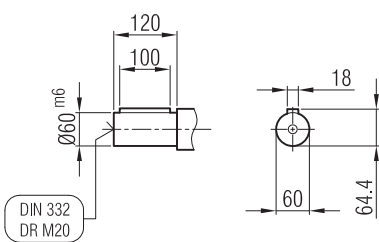
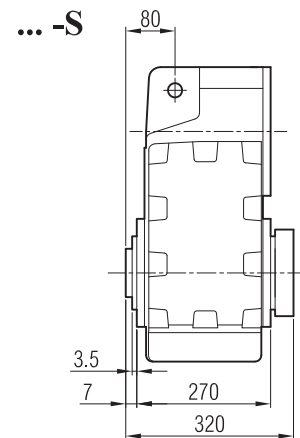
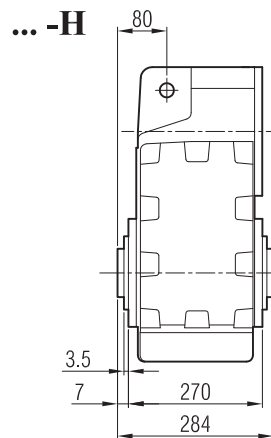
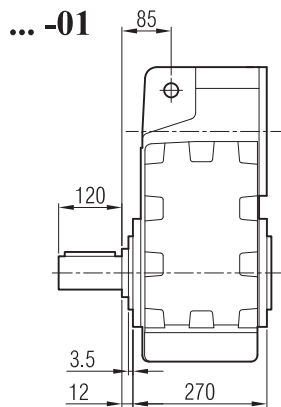
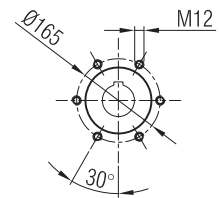
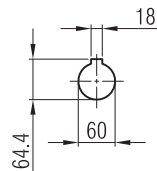
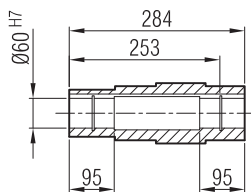
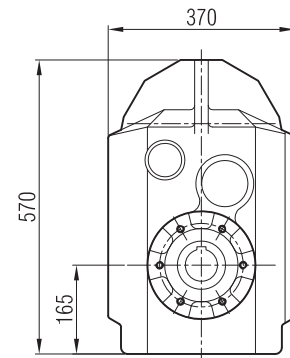
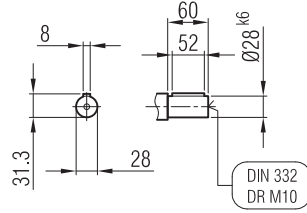
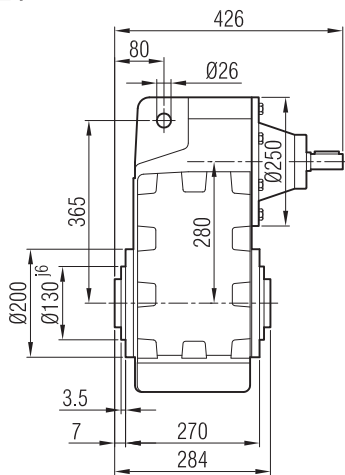


... -01



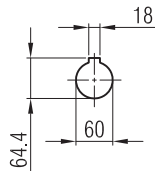
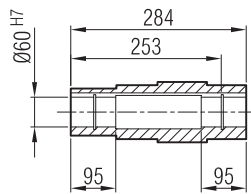
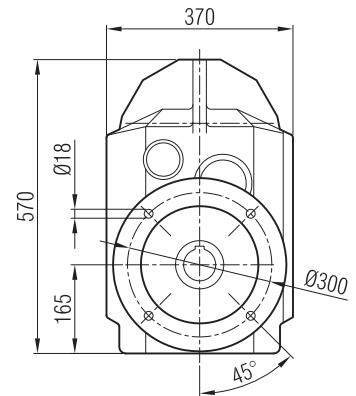
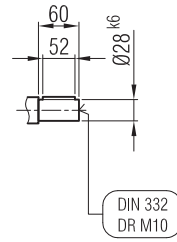
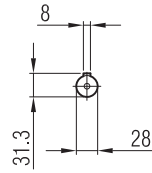
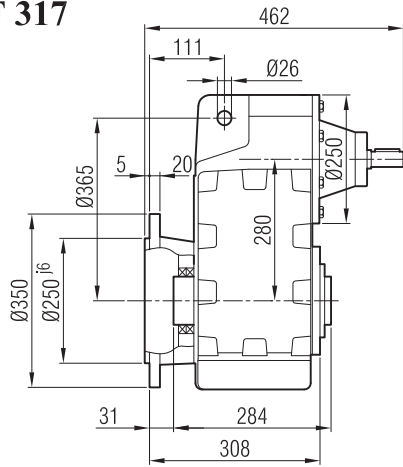


YP 217 YP 317

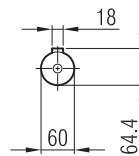
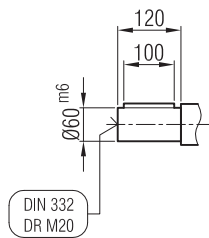
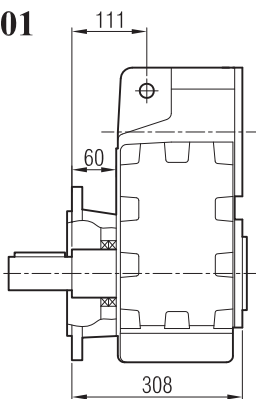




YPF 217
YPF 317

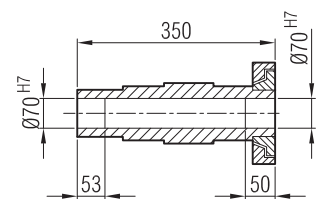
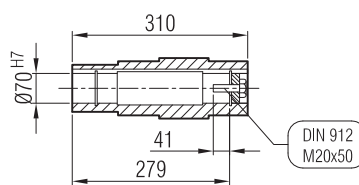
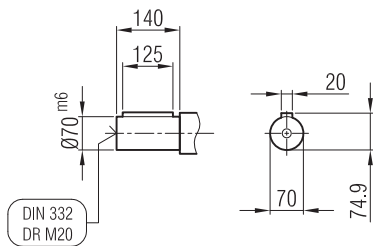
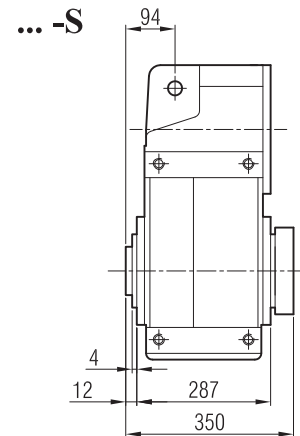
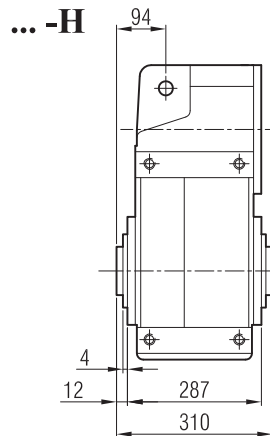
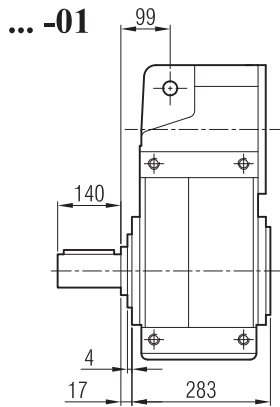
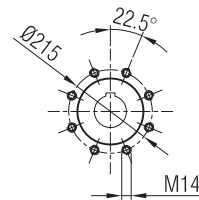
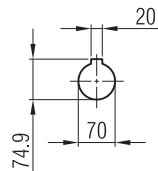
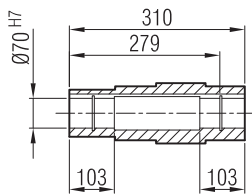
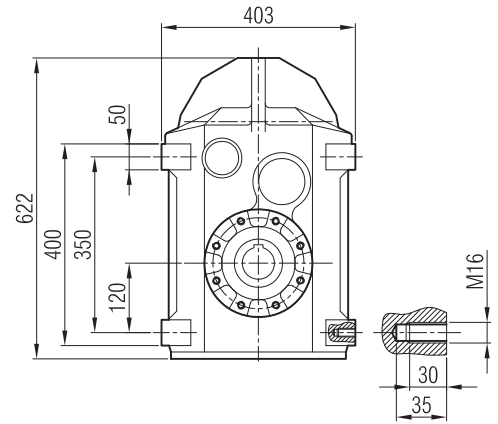
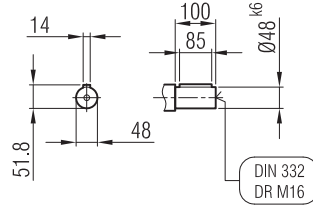
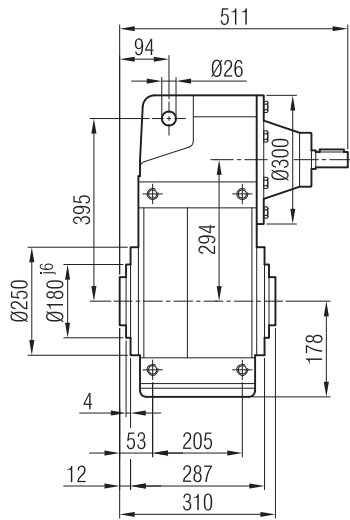


... -01



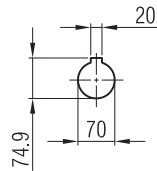
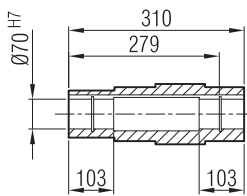
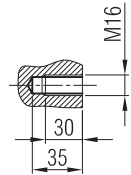
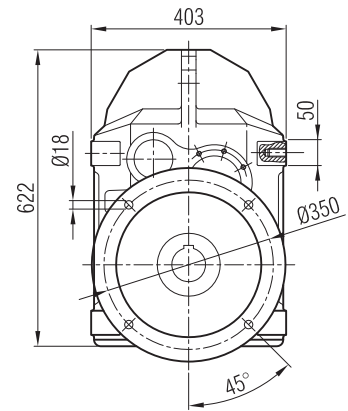
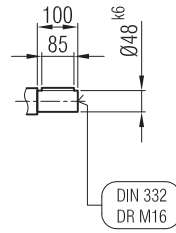
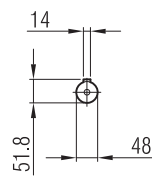
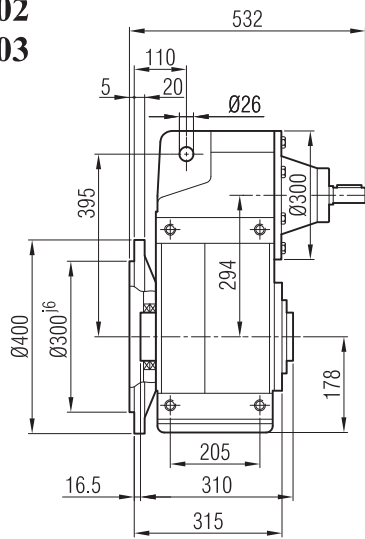


YP 102 YP 103

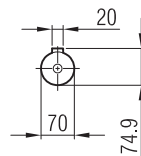
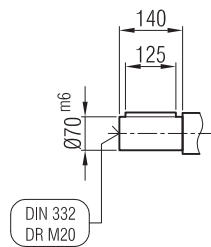
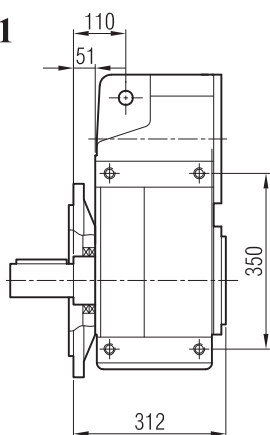




YPF 102 YPF 103

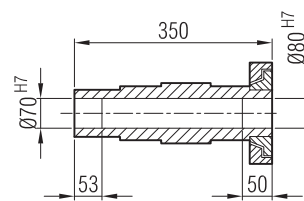
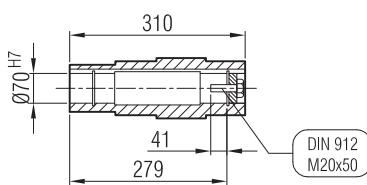
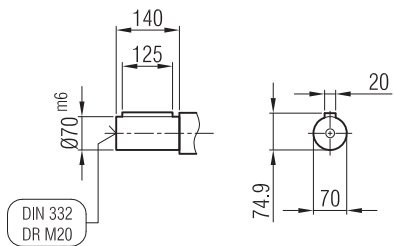
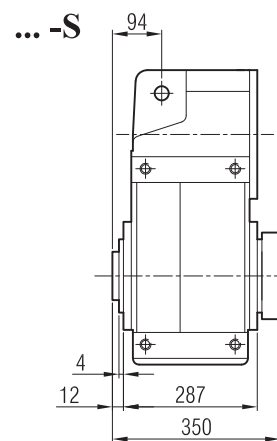
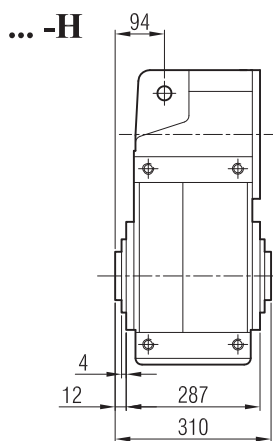
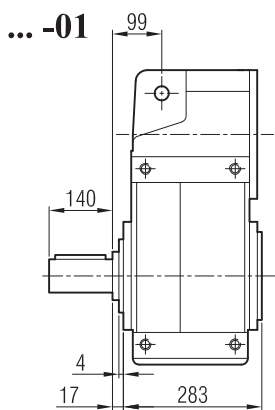
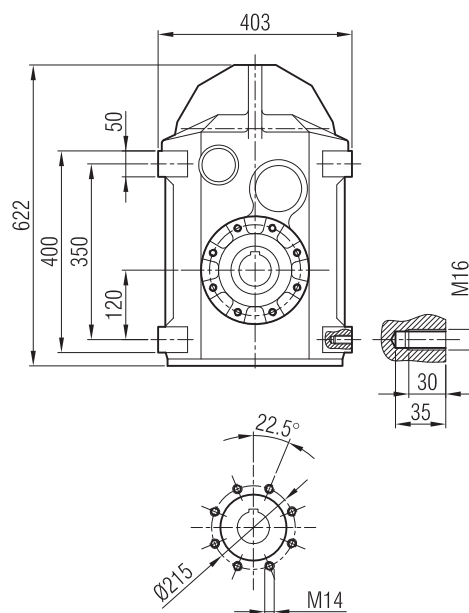
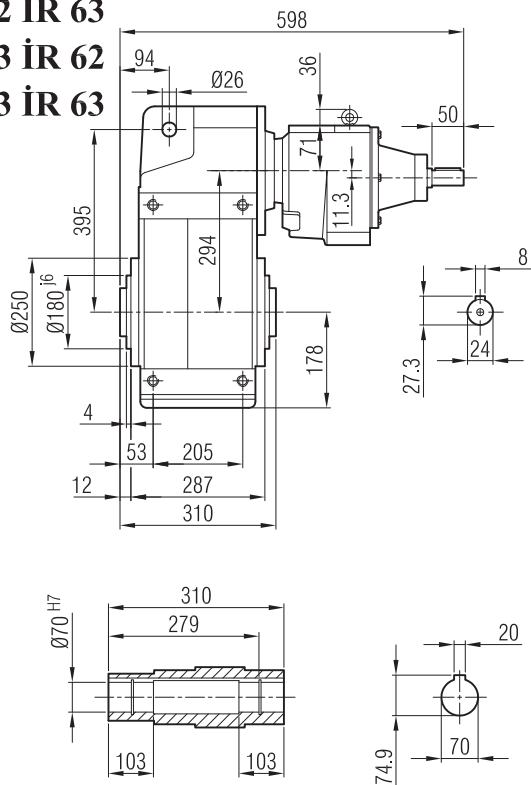


... -01



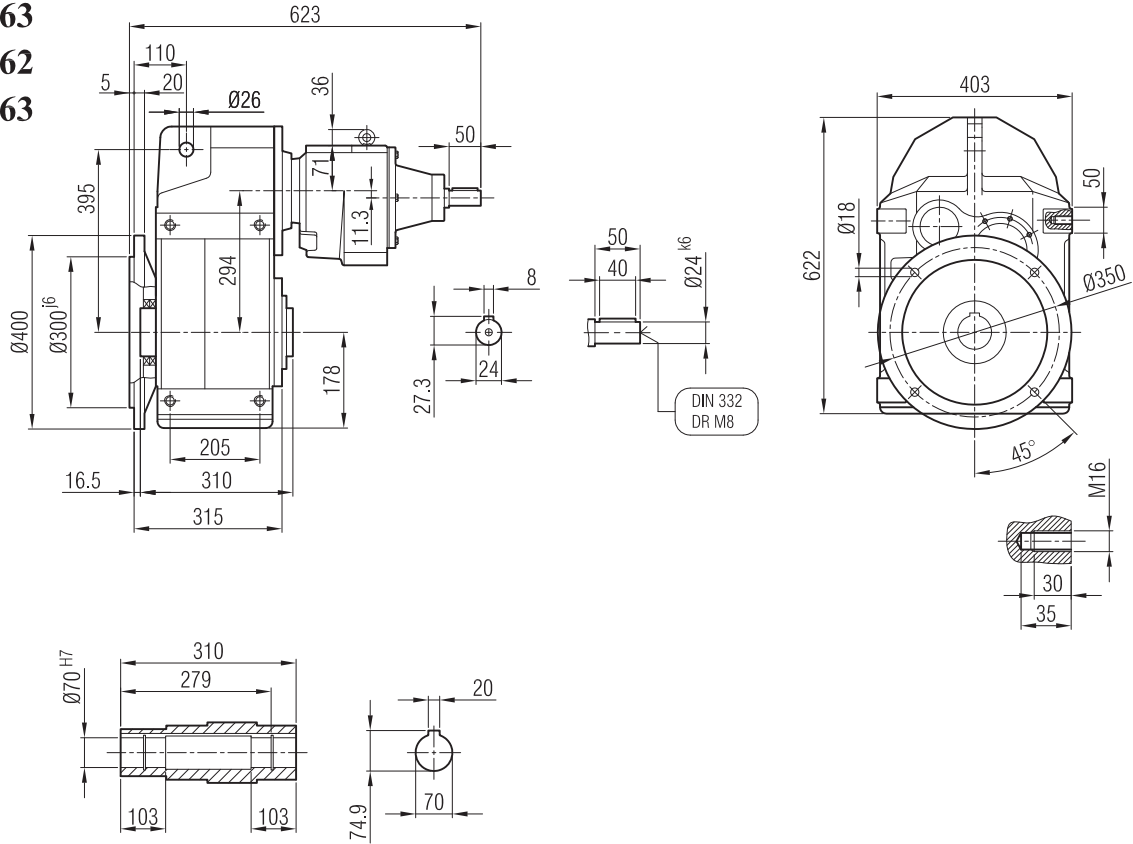


YP 102 İR 62
YP 102 İR 63
YP 103 İR 62
YP 103 İR 63

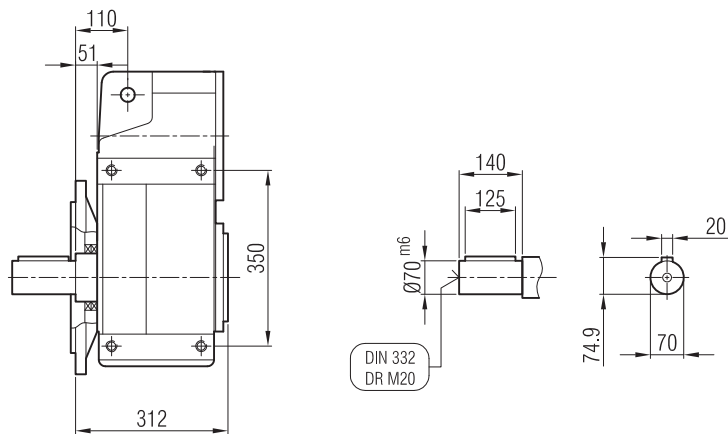





YPF 102 İR 62
YPF 102 İR 63
YPF 103 İR 62
YPF 103 İR 63



... -01








YPP ...



YPP ... - 01



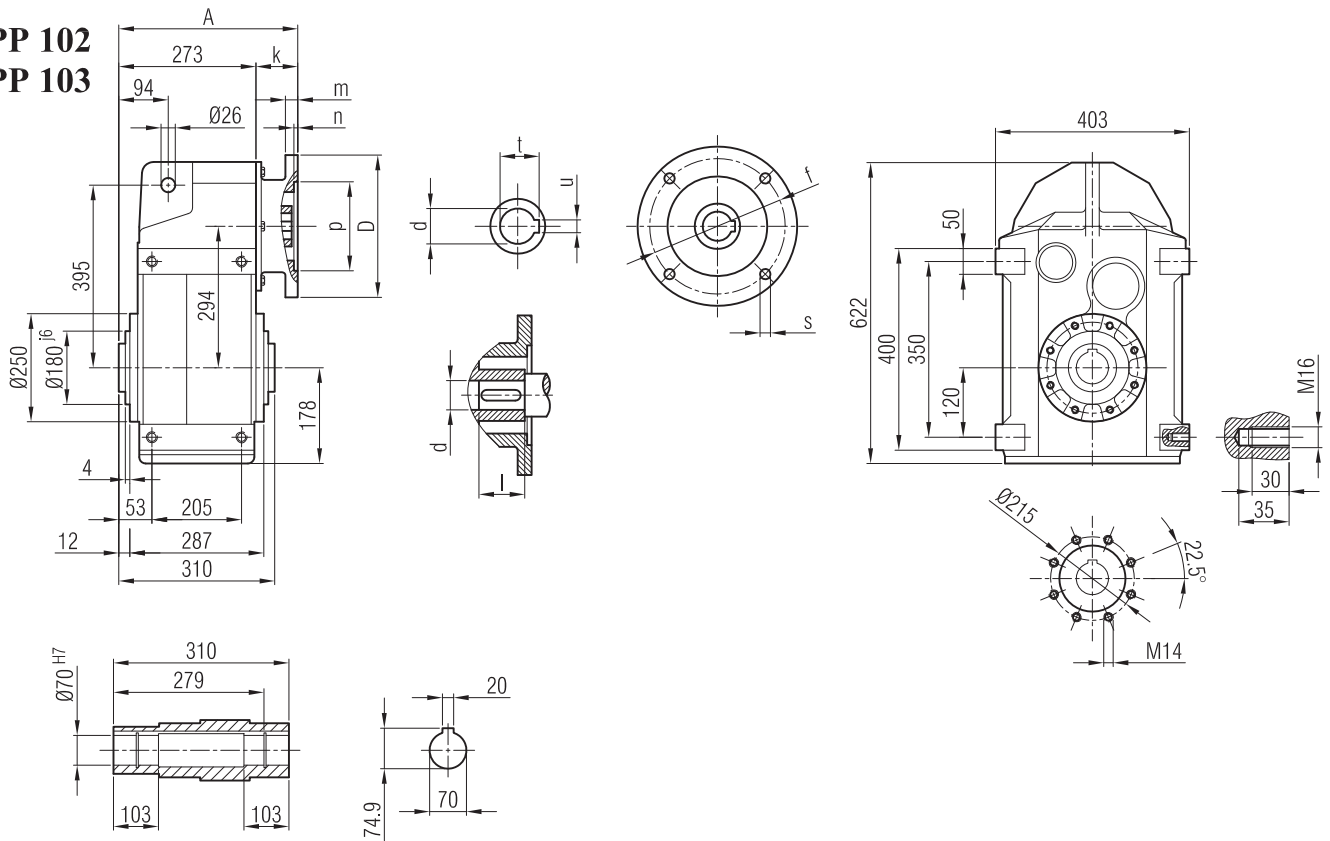
YFPF ...



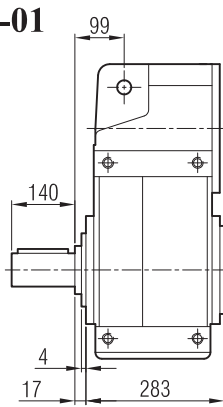
YFPF ... - 01



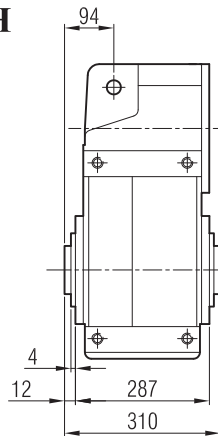
YPP 102 YPP 103



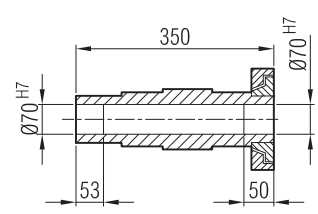
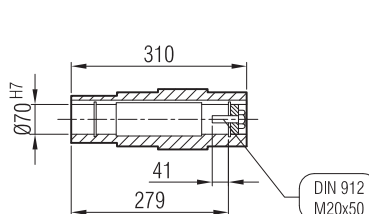
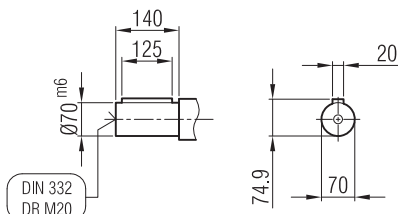
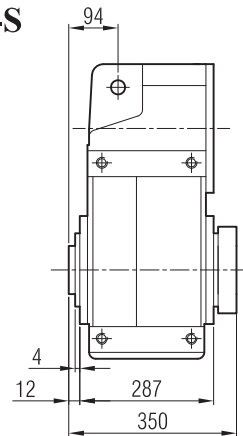
... -01



... -H



... -S

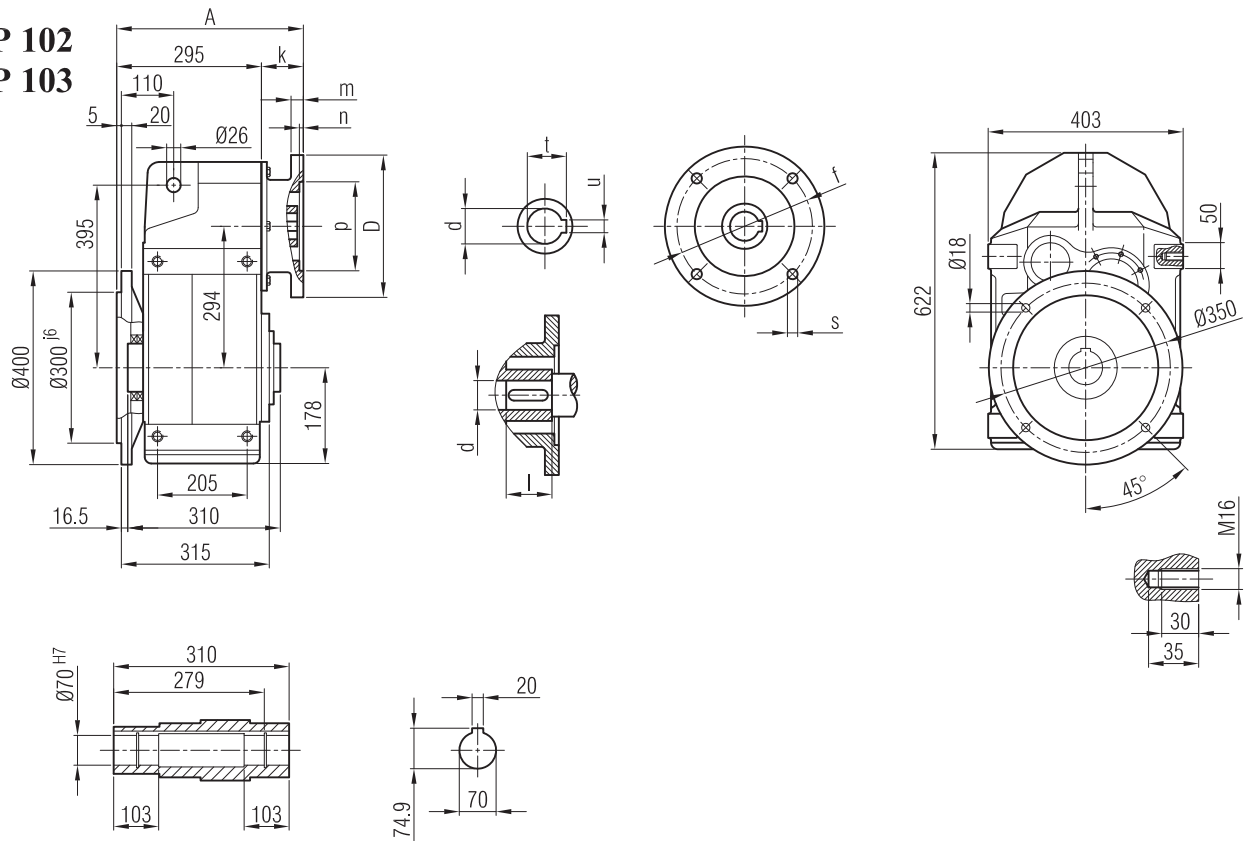


	A	p	f	D	s	k	m	n	d	l	t	u				
90/B5	322	130	165	200	M10	49	12	5	24	50	27.3	8				
100/B5	331	180	215	250	M12	58	14	5	28	60	31.3	8				
112/B5	331	180	215	250	M12	58	14	5	28	60	31.3	8				
132/B5	368	230	265	300	M12	95	17	6	38	80	41.3	10				
160/B5	384	250	300	350	M14	111	18	6.5	42	110	45.3	12				
180/B5	384	250	300	350	M14	111	18	6.5	48	110	51.8	14				
200/B5	432	300	350	400	M16	159	20	6.5	55	110	59.3	16				

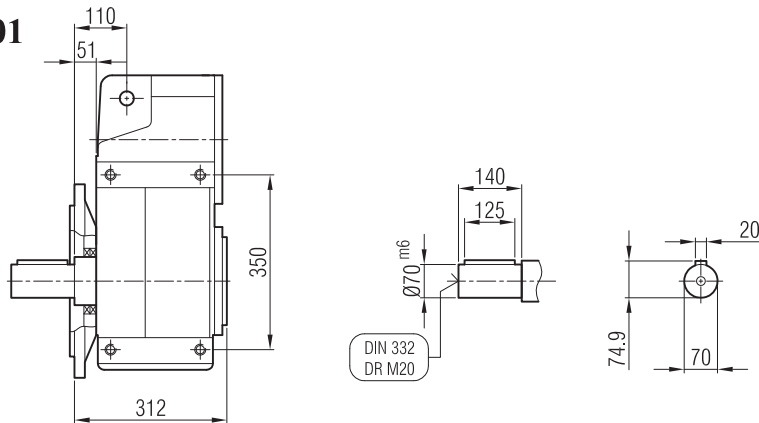




YFPF 102 YFPF 103



... -01



	A	p	f	D	s	k	m	n	d	l	t	u					
90/B5	344	130	165	200	M10	49	12	5	24	50	27.3	8					
100/B5	353	180	215	250	M12	58	14	5	28	60	31.3	8					
112/B5	353	180	215	250	M12	58	14	5	28	60	31.3	8					
132/B5	390	230	265	300	M12	95	17	6	38	80	41.3	10					
160/B5	406	250	300	350	M14	111	18	6.5	42	110	45.3	12					
180/B5	406	250	300	350	M14	111	18	6.5	48	110	51.8	14					
200/B5	454	300	350	400	M16	159	20	6.5	55	110	59.3	16					





İRKM ...



İRKM ... - 01



İRKFM ...



İRKFM ... - 01



İRKM ...-...



İRKM ...-... - 01





İRKFM ...-...





İRKFM ...-... - 01





P ₁	n ₂	i	S _f	M ₂	F _{Q10}	Tip			
GÜÇ	Çıkış Devri	Tahvil	Servis Faktörü	Çıkış Momenti	Rad. Yük	Type			
Power	Output Speeds	Ratio	Service Factor	Output Torque	Over Loads	Typ			
Leistung	Abtriebswelle Drehzahlen	Übersetzung	Betriebsfaktor	Abtriebswelle Drehmomente	Querkräfte			kg	
[kW] Hp	[r.p.m]			[Nm]	[N]				
0,12 0,16	0,17	8292	0,77	6157	38600				
	0,19	7307	0,88	5509	38600				
	0,26	5423	1,13	4026	38600				
	0,32	4412	1,35	3271	38600				
	0,35	4004	1,45	2990	38600				
	0,38	3660	1,79	2754	38600				
	0,42	3293	1,94	2492	38600				
	0,47	2977	2,20	2227	38600	İRKM	103 İR 63 / 63 M 4a	447	189
	0,57	2460	2,70	1836	38600	İRKFM		448	209
	0,66	2125	2,80	1586	38600				
	0,73	1912	2,90	1434	38600				
	0,89	1569	3,40	1176	38600				
	0,98	1428	3,40	1068	38600				
	1,1	1304	3,40	952	38600				
	1,2	1193	3,40	872	38600				
	0,27	5137	0,80	3876	26150				
0,33	4218	0,97	3172	26150					
0,35	3962	1,07	2990	26150					
0,39	3555	1,19	2684	26150	İRKM	93 İR 63 / 63 M 4a		445	118
0,44	3206	1,27	2379	26150	İRKFM			446	131
0,53	2632	1,55	1975	26150					
0,56	2484	1,69	1869	26150					
0,63	2229	1,86	1661	26150					
0,48	2933	0,88	2181	19180					
0,54	2577	0,98	1938	19180					
0,68	2047	1,18	1539	19180	İRKM	83 İR 53 / 63 M 4a	443	75	
0,75	1860	1,24	1396	19180	İRKFM		444	82	
0,93	1502	1,50	1125	19180					
1,0	1379	1,62	1047	19180					
1,1	1225	1,85	952	19180					
1,3	1041	2,10	817	19180					
1,5	912	2,40	708	19180	İRKM	83 İR 52 / 63 M 4a	443	74	
1,7	813	2,90	625	19180	İRKFM		444	81	
1,9	726	3,70	559	19180					
2,2	636	3,90	483	19180					
1	1374	0,82	1047	12100					
1,2	1208	0,98	872	12100					
1,3	1068	1,15	805	12100	İRKM	73 İR 53 / 63 M 4a	441	45	
1,5	944	1,30	698	12100	İRKFM		442	51	
1,6	852	1,41	654	12100					
1,8	774	1,55	581	12100					
2	683	1,89	523	12100					
2,3	606	1,82	462	12100					
2,5	552	2,00	425	12100					
2,9	484	2,30	366	12100					
3,3	427	2,60	322	12100	İRKM	73 İR 52 / 63 M 4a	441	44	
3,7	375	3,30	287	12100	İRKFM		442	50	
4,2	331	3,70	253	12100					
5,3	265	4,30	200	12100					
6,0	234	4,90	177	12100					
6,8	207	5,50	156	12100					



P ₁	n ₂	i	S _f	M ₂	F _{Q10}	Tip			
GÜÇ	Çıkış Devri	Tahvil	Servis Faktörü	Çıkış Momenti	Rad. Yük	Type			
Power	Output Speeds	Ratio	Service Factor	Output Torque	Over Loads	Typ			
Leistung	Abtriebswelle Drehzahlen	Übersetzung	Betriebsfaktor	Abtriebswelle Drehmomente	Querkräfte	Typ		kg	
[kW] Hp	[r.p.m]			[Nm]	[N]				
0,18 0,25	0,32	4412	0,90	4906	38600	İRKM İRKFM	103 İR 63 / 63 M 4b	447 448	186 206
	0,35	4004	0,97	4480	38600				
	0,38	3660	1,19	4132	38600				
	0,42	3293	1,29	3738	38600				
	0,47	2977	1,47	3340	38600				
	0,57	2460	1,80	2754	38600				
	0,66	2125	1,86	2379	38600				
	0,73	1912	1,96	2151	38600				
	0,89	1569	2,20	1764	38600				
	0,98	1428	2,20	1602	38600				
	1,1	1304	2,20	1427	38600				
	1,2	1193	2,20	1308	38600				
	0,44	3206	0,85	3568	26150				
	0,53	2632	1,03	2962	26150				
	0,56	2484	1,13	2804	26150				
	0,63	2229	1,24	2492	26150				
0,93	1,0	1502	1,00	1688	19180	İRKM İRKFM	83 İR 53 / 63 M 4b	443 444	75 82
	1,1	1379	1,08	1569	19180				
	1,3	1041	1,40	1226	19180				
	1,5	912	1,60	1063	19180				
	1,7	813	1,93	938	19180				
	1,9	726	2,50	839	19180				
	2,2	636	2,60	724	19180				
	2,4	586	2,60	664	19180				
	2,7	514	2,90	590	19180				
	3,3	428	3,40	483	19180				
	3,7	375	3,80	431	19180				
	1,5	944	0,87	1047	12100				
1,6	852	0,94	981	12100					
1,8	774	1,03	872	12100					
2	683	1,26	785	12100					
2,3	2,5	606	1,21	693	12100	İRKM İRKFM	73 İR 52 / 63 M 4b	441 442	44 50
	2,9	552	1,33	638	12100				
	2,9	484	1,53	550	12100				
	3,3	427	1,73	483	12100				
	3,7	375	2,20	431	12100				
	4,2	331	2,50	379	12100				
	5,3	265	2,90	301	12100				
	6	234	3,30	266	12100				
	6,8	207	3,70	234	12100				
	6,7	133,989	3,00	245	12100				
7,2	125,038	3,20	228	12100					
7,7	117,03	3,40	213	12100					
10,4	11	133,989	4,70	158	12100	İRKM İRKFM	73 / 63 M 4b	429 430	35 41
	11	125,038	5,00	149	12100				
	11	125,038	5,00	149	12100				
0,25 0,34	0,14	9706	1,00	15575	75000	İRKM İRKFM	143 İR 73 / 71 M 4a	451 452	510 558
	0,16	8552	1,10	13628	75000				
	0,18	7589	1,20	12114	75000				
	0,20	6779	1,34	10903	75000				





P ₁	n ₂	i	S _f	M ₂	F _{Q10}	Tip						
GÜÇ	Çıkış Devri	Tahvil	Servis Faktörü	Çıkış Momenti	Rad. Yük	Type						
Power	Output Speeds	Ratio	Service Factor	Output Torque	Over Loads	Typ						
Leistung	Abtriebswelle Drehzahlen	Übersetzung	Betriebsfaktor	Abtriebswelle Drehmomente	Querkräfte			kg				
[kW] Hp	[r.p.m]			[Nm]	[N]							
0,25 0,34	0,23	6090	1,58	9481	75000	İRKM İRKFM 143 İR 73 / 71 M 4a	451	510				
	0,25	5495	1,73	8722	75000							
	0,28	5059	1,94	7788	75000							
	0,31	4489	2,20	7034	75000							
	0,35	4010	2,40	6230	75000							
	0,39	3602	2,90	5591	75000							
	0,43	3251	3,50	5071	75000							
	0,51	2728	3,50	4276	75000							
	0,62	2245	3,50	3517	75000							
	0,75	1866	3,50	2907	75000							
	0,80	1757	3,50	2726	75000							
	0,97	1446	3,50	2248	75000							
		0,18	7630	0,79	12114				60800	İRKM İRKFM 123 İR 73 / 71 M 4a	449	280
		0,21	6596	0,93	10383				60800			
		0,24	5893	0,99	9086				60800			
	0,26	5288	1,07	8387	60800							
	0,31	4526	1,25	7034	60800							
	0,35	4023	1,40	6230	60800							
	0,39	3594	1,57	5591	60800							
	0,43	3225	1,77	5071	60800							
	0,48	2903	1,84	4543	60800							
	0,50	2781	1,69	4361	60800							
	0,56	2472	2,10	3834	60800							
	0,63	2208	2,40	3461	60800							
	0,70	1982	2,60	3115	60800							
	0,78	1784	3,00	2796	60800							
	0,87	1610	3,10	2506	60800							
	0,96	1456	3,10	2271	60800							
	1	1319	3,10	2181	60800							
	1,2	1195	3,10	1817	60800							
	1,3	1084	3,10	1677	60800							
	0,40	3486	0,80	5451	38600	İRKM İRKFM 103 İR 63 / 71 M 4a	447	187				
	0,51	2772	0,98	4276	38600							
	0,62	2255	1,17	3517	38600							
	0,68	2047	1,23	3207	38600							
	0,75	1871	1,57	2907	38600							
	0,83	1683	1,78	2627	38600							
	0,92	1521	2,10	2370	38600							
	1,1	1257	2,50	1982	38600							
	1,2	1148	2,70	1817	38600							
	1,4	977	2,70	1558	38600							
	1,6	883	2,70	1363	38600							
	1,9	748	3,90	1148	38600							
	2	678	3,90	1090	38600							
	2,5	564	3,90	872	38600							
	0,70	2002	0,91	3115	26150				İRKM İRKFM 93 İR 63 / 71 M 4a	445	119	
	0,78	1797	0,98	2796	26150							
	0,86	1620	1,09	2535	26150							
	0,95	1466	1,24	2295	26150							
	1,1	1210	1,41	1982	26150							
	1,2	1103	1,49	1817	26150							
	1,4	1007	1,81	1558	26150							
	1,7	806	1,71	1283	26150							



P ₁	n ₂	i	S _f	M ₂	F _{Q10}		Tip				
GÜÇ	Çıkış Devri	Tahvil	Servis Faktörü	Çıkış Momenti	Rad. Yük		Type				
Power	Output Speeds	Ratio	Service Factor	Output Torque	Over Loads		Typ				
Leistung	Abtriebswelle Drehzahlen	Übersetzung	Betriebsfaktor	Abtriebswelle Drehmomente	Querkräfte						
[kW] Hp	[r.p.m]			[Nm]	[N]				kg		
0,25	1,9	736	1,81	1148	26150						
	2,2	614	2,10	991	26150						
0,34	2,5	560	2,50	872	26150	İRKM İRKFM	93 İR 63 / 71 M 4a	445	119		
	3	467	2,80	727	26150			446	132		
	3,3	427	3,00	661	26150						
	1,1	1225	0,89	1982	19180			İRKM İRKFM	83 İR 53 / 71 M 4a	443 444	76 83
	1,3	1041	1,00	1703	19180						
	1,5	912	1,15	1476	19180						
	1,7	813	1,39	1302	19180						
	1,9	726	1,77	1165	19180						
	2,2	636	1,87	1006	19180						
	2,4	586	1,87	992	19180						
	2,7	514	2,10	820	19180	İRKM İRKFM	83 İR 52 / 71 M 4a	443	75		
	3,3	428	2,50	671	19180			444	82		
	3,7	375	2,70	598	19180						
	4,2	332	3,00	527	19180						
	4,7	297	3,30	471	19180						
	5,2	266	3,50	426	19180						
	6,0	233	4,00	369	19180						
	6,8	206	4,50	325	19180						
	7,6	183	5,10	291	19180						
	4,2	165,92	2,50	543	19180			İRKM İRKFM	83 / 80 M 8b	431 432	64 71
	4,9	143,44	2,90	466	19180						
	5,4	165,92	3,30	422	19180	İRKM İRKFM	83 / 71 M 6b	431 432	63 70		
	6,3	143,44	3,80	362	19180						
	2	683	0,91	1090	12100	İRKM İRKFM	73 İR 53 / 71 M 4a	441 442	46 52		
	2,3	606	0,87	962	12100						
	2,5	552	0,96	885	12100						
	2,9	484	1,10	763	12100						
	3,3	427	1,25	671	12100						
	3,7	375	1,58	598	12100						
	4,2	331	1,78	527	12100	İRKM İRKFM	73 İR 52 / 71 M 4a	441	45		
	5,3	265	2,10	418	12100			442	51		
	6	234	2,40	369	12100						
	6,8	207	2,60	326	12100						
	7,6	183	3,00	291	12100						
	8,6	162	3,30	257	12100						
	9,7	144	5,50	228	12100						
	11	128	6,20	201	12100						
	6,7	133,989	2,20	341	12100			İRKM İRKFM	73 / 71 M 6b	429 430	38 43
	7,2	125,038	2,30	317	12100						
	7,7	117,03	2,40	296	12100						
	10,4	133,989	3,30	219	12100	İRKM İRKFM	73 / 71 M 4a	429	37		
	11	125,038	3,60	207	12100			430	42		
	12	117,03	3,90	190	12100						
	15	91,961	4,90	152	12100						
0,37	0,18	7589	0,81	17929	75000	İRKM İRKFM	143 İR 73 / 71 M 4b	451	511		
	0,20	6779	0,91	16136	75000			452	559		
	0,50	6090	1,07	14031	75000						





P ₁	n ₂	i	S _f	M ₂	F _{Q10}	Tip			
GÜÇ	Çıkış Devri	Tahvil	Servis Faktörü	Çıkış Momenti	Rad. Yük	Type			
Power	Output Speeds	Ratio	Service Factor	Output Torque	Over Loads	Typ			
Leistung	Abtriebswelle Drehzahlen	Übersetzung	Betriebsfaktor	Abtriebswelle Drehmomente	Querkräfte				
[kW] Hp	[r.p.m]			[Nm]	[N]			kg	
0,37 0,50	0,25	5495	1,17	12909	75000	İRKM İRKFM	143 İR 73 / 71 M 4b	451 452	511 559
	0,28	5059	1,31	11526	75000				
	0,31	4489	1,46	10410	75000				
	0,35	4010	1,65	9220	75000				
	0,39	3602	1,95	8275	75000				
	0,43	3251	2,40	7505	75000				
	0,51	2728	2,40	6328	75000				
	0,62	2245	2,40	5205	75000				
	0,75	1866	2,40	4303	75000				
	0,80	1757	2,40	4034	75000				
0,97	1446	2,40	3327	75000					
	0,31	4526	0,84	10410	60800	İRKM İRKFM	123 İR 73 / 71 M 4b	449 450	281 315
	0,35	4023	0,95	9220	60800				
	0,39	3594	1,06	8275	60800				
	0,43	3225	1,20	7505	60800				
	0,48	2903	1,24	6723	60800				
	0,50	2781	1,14	6454	60800				
	0,56	2472	1,42	5763	60800				
	0,63	2208	1,62	5122	60800				
	0,70	1982	1,75	4610	60800				
	0,78	1784	2,00	4137	60800				
	0,87	1610	2,10	3709	60800				
	0,96	1456	2,10	3362	60800				
	1	1319	2,10	3227	60800				
	1,2	1195	2,10	2689	60800				
	1,3	1084	2,10	2482	60800				
	0,62	2255	0,80	5205	38600	İRKM İRKFM	103 İR 63 / 71 M 4b	447 448	187 207
	0,68	2047	0,83	4746	38600				
	0,75	1871	1,06	4303	38600				
	0,83	1683	1,20	3888	38600				
	0,92	1521	1,42	3508	38600				
	1,1	1257	1,69	2934	38600				
	1,2	1148	1,82	2689	38600				
	1,4	977	1,82	2305	38600				
	1,6	883	1,82	2017	38600				
	1,9	748	2,60	1699	38600				
	2	678	2,60	1614	38600				
	2,5	564	2,60	1291	38600				
	0,95	1466	0,84	3397	26150	İRKM İRKFM	93 İR 63 / 71 M 4b	445 446	121 134
	1,1	1210	0,95	2934	26150				
	1,2	1103	1,00	2689	26150				
	1,4	1007	1,22	2305	26150				
	1,7	806	1,15	1898	26150				
	1,9	736	1,22	1699	26150				
	2,2	614	1,41	1467	26150				
	2,5	560	1,69	1291	26150				
	3	467	1,89	1076	26150				
	3,3	427	2,00	978	26150				
	3,9	362	3,10	840	26150	İRKM İRKFM	93 İR 62 / 71 M 4b	445 446	122 135
	4,3	327	3,50	762	26150				
	5	280	4,10	655	26150				





P ₁	n ₂	i	S _f	M ₂	F _{Q10}			Tip		
GÜÇ	Çıkış Devri	Tahvil	Servis Faktörü	Çıkış Momenti	Rad. Yük			Type		
Power	Output Speeds	Ratio	Service Factor	Output Torque	Over Loads			Typ		
Leistung	Abtriebswelle Drehzahlen	Übersetzung	Betriebsfaktor	Abtriebswelle Drehmomente	Querkräfte					
[kW] Hp	[r.p.m]			[Nm]	[N]				kg	
0,37 0,50	1,5	912	0,78	2184	19180					
	1,7	813	0,94	1927	19180					
	1,9	726	1,20	1724	19180					
	2,2	636	1,26	1489	19180					
	2,4	586	1,26	1365	19180					
	2,7	514	1,41	1213	19180					
	3,3	428	1,65	993	19180					
	3,7	375	1,85	885	19180	İRKM İRKFM	83 İR 52 / 71 M 4b	443	75	
	4,2	332	2,00	780	19180			444	82	
		4,7	297	2,20	697	19180				
		5,2	266	2,40	630	19180				
		6	233	2,70	546	19180				
		6,8	206	3,00	482	19180				
		7,6	183	3,40	431	19180				
		9,4	149	4,10	348	19180				
	4,4	158,46	3,30	767	26150	İRKM İRKFM	93 / 90 S 8a	433	130	
	4,7	149,45	3,50	718	26150			434	143	
	5	179,49	3,90	675	26150					
	5,7	158,46	4,30	592	26150	İRKM İRKFM	93 / 80 M 6a	433	125	
	6	149,50	4,50	562	26150			434	138	
	6,7	133,78	5,20	504	26150					
	7,4	120,62	5,70	456	26150					
	4,9	143,44	1,96	689	19180	İRKM İRKFM	83 / 90 S 8a	431	65	
								432	72	
	5,4	165,92	2,20	625	19180					
	6,3	143,44	2,50	536	19180	İRKM İRKFM	83 / 80 M 6a	431	64	
	7,1	126,5	2,90	476	19180			432	71	
	8	112,5	3,20	422	19180					
	8,4	165,92	3,80	402	19180	İRKM İRKFM	83 / 71 M 4b	431	61	
	9,7	143,44	4,30	348	19180			432	68	
	3,3	427	0,84	993	12100					
	3,7	375	1,07	885	12100					
	4,2	331	1,20	780	12100					
	5,3	265	1,39	618	12100					
	6	234	1,59	546	12100	İRKM İRKFM	73 İR 52 / 71 M 4b	441	45	
	6,8	207	1,78	482	12100			442	51	
	7,6	183	2,00	431	12100					
	8,6	162	2,20	381	12100					
	9,7	144	3,70	338	12100					
	11	128	4,20	298	12100					
	6,7	133,989	1,45	504	12100	İRKM İRKFM	73 / 80 M 6a	429	40	
	7,2	125,038	1,55	469	12100			430	45	
	7,7	117,03	1,65	439	12100					
	10,4	133,989	2,30	325	12100					
	11	125,038	2,40	307	12100	İRKM İRKFM	73 / 71 M 4b	429	38	
	12	117,03	2,60	281	12100			430	43	
	15	91,961	3,30	225	12100					
	19	74,32	4,10	178	12100					
0,55	0,25	5495	0,79	19189	75000	İRKM İRKFM	143 İR 73 / 80 M 4a	451	513	
	0,28	5059	0,88	17133	75000			452	561	





P ₁	n ₂	i	S _f	M ₂	F _{Q10}	Tip						
GÜÇ	Çıkış Devri	Tahvil	Servis Faktörü	Çıkış Momenti	Rad. Yük	Type						
Power	Output Speeds	Ratio	Service Factor	Output Torque	Over Loads	Typ						
Leistung	Abtriebswelle Drehzahlen	Übersetzung	Betriebsfaktor	Abtriebswelle Drehmomente	Querkräfte			kg				
[kW] Hp	[r.p.m]			[Nm]	[N]							
0,55 0,75	0,31	4489	0,98	15475	75000	İRKM İRKFM 143 İR 73 / 80 M 4a	451	513				
	0,35	4010	1,11	13706	75000							
	0,39	3602	1,31	12300	75000							
	0,43	3251	1,61	11156	75000							
	0,51	2728	1,61	9406	75000							
	0,62	2245	1,61	7737	75000							
	0,75	1866	1,61	6396	75000							
	0,80	1757	1,61	5996	75000							
	0,97	1446	1,61	4946	75000							
	1,1	1259	3,00	4427	75000							
	1,2	1108	3,30	4059	75000							
	1,4	983	3,70	3479	75000							
	1,6	866	4,00	3044	75000							
0,43 0,48 0,50 0,56 0,63 0,70 0,78 0,87 0,96 1 1,2 1,3	0,43	3225	0,80	11156	60800	İRKM İRKFM 123 İR 73 / 80 M 4a	449	283				
	0,48	2903	0,83	9994	60800							
	0,50	2781	0,77	9594	60800							
	0,56	2472	0,95	8566	60800							
	0,63	2208	1,09	7615	60800							
	0,70	1982	1,18	6853	60800							
	0,78	1784	1,36	6150	60800							
	0,87	1610	1,41	5514	60800							
	0,96	1456	1,41	4997	60800							
	1	1319	1,41	4797	60800							
	1,2	1195	1,41	3998	60800							
	1,3	1084	1,41	3690	60800							
	0,71 0,80 0,90 1 1,1 1,2 1,3 1,6 1,9 2,1 2,3 2,6	0,71	1983	1,18	6859				60800	İRKM İRKFM 123 İR 72 / 80 M 4a	449	281
0,80		1743	1,35	6088	60800							
0,90		1549	1,52	5411	60800							
1		1389	1,69	4870	60800							
1,1		1255	1,89	4427	60800							
1,2		1140	2,10	4059	60800							
1,3		1041	2,30	3746	60800							
1,6		852	2,60	3044	60800							
1,9		752	3,00	2563	60800							
2,1		668	3,40	2319	60800							
2,3		597	3,70	2117	60800							
2,6		536	4,20	1873	60800							
0,95 1,1 1,2 1,4 1,6 1,9 2 2,5 2,7		0,95	1477	0,95	5050	38600	İRKM İRKFM 103 İR 63 / 80 M 4a	447	190			
	1,1	1246	1,14	4361	38600							
	1,2	1145	1,23	3998	38600							
	1,4	977	1,23	3427	38600							
	1,6	883	1,23	2998	38600							
	1,9	748	1,77	2525	38600							
	2	678	1,77	2399	38600							
	2,5	564	1,77	1919	38600							
	2,7	509	2,40	1777	38600							
	2,9 3,6 4,5 4,9 5,3	2,9	486	2,90	1679	38600				İRKM İRKFM 103 İR 62 / 80 M 4a	447	189
		3,6	386	3,40	1353	38600						
		4,5	314	3,80	1082	38600						
		4,9	285	4,20	994	38600						
5,3		261	4,60	919	38600							



P ₁	n ₂	i	S _f	M ₂	F _{Q10}			Tip							
GÜÇ	Çıkış Devri	Tahvil	Servis Faktörü	Çıkış Momenti	Rad. Yük			Type							
Power	Output Speeds	Ratio	Service Factor	Output Torque	Over Loads			Typ							
Leistung	Abtriebswelle Drehzahlen	Übersetzung	Betriebsfaktor	Abtriebswelle Drehmomente	Querkräfte										
[kW] Hp	[r.p.m.]			[Nm]	[N]					kg					
0,55	6	235	5,40	812	38600	İRKM	103 İR 62 / 80 M 4a			447	189				
	6,6	212	6,00	738	38600					İRKFM	448	209			
0,75	1,4	1007	0,82	3427	26000	İRKM İRKFM	93 İR 63 / 80 M 4a			445	123				
	1,7	806	0,78	2822	26000					446	137				
	1,9	736	0,82	2525	26000										
	2,2	614	0,95	2181	26000										
	2,5	560	1,14	1919	26000										
	3	467	1,27	1599	26000										
	3,3	427	1,36	1454	26000										
	3,9	362	2,10	1249	26000					İRKM İRKFM	93 İR 62 / 80 M 4a			445	122
	4,3	327	2,40	1133	26000									446	135
	5	280	2,80	974	26000										
	5,5	252	3,10	885	26000										
	6,1	227	3,40	798	26000										
	6,8	205	3,90	716	26000										
	7,4	186	4,20	658	26000										
1,9	726	0,81	2563	19180	İRKM İRKFM	83 İR 52 / 80 M 4a			443	77					
2,2	636	0,85	2213	19180					444	84					
2,4	586	0,85	2029	19180											
2,7	514	0,95	1803	19180											
3,3	428	1,11	1475	19180											
3,7	375	1,24	1316	19180											
4,2	332	1,36	1159	19180											
4,7	297	1,50	1036	19180											
5,2	266	1,59	936	19180											
6	233	1,82	812	19180											
6,8	206	2,00	716	19180											
7,6	183	2,30	641	19180											
9,4	149	2,70	518	19180											
4,4	158,46	2,20	1140	26000	İRKM İRKFM	93 / 90 L 8a			433	132					
4,7	149,45	2,40	1067	26000					434	145					
5	179,49	2,60	1003	26000	İRKM İRKFM	93 / 80 M 6b			433	126					
5,7	158,46	2,90	880	26000					434	139					
6	149,45	3,00	836	26000											
6,7	133,78	3,50	749	26000											
7,4	120,62	3,80	678	26000											
4,9	143,44	1,32	1024	19180	İRKM İRKFM	83 / 90 L 8a			431	68					
									432	75					
5,4	165,92	1,50	929	19180	İRKM İRKFM	83 / 80 M 6b			431	65					
6,3	143,44	1,72	797	19180					432	72					
7,1	126,5	1,95	706	19180											
8	112,5	2,20	627	19180											
8,4	165,92	2,50	598	19180	İRKM İRKFM	83 / 80 M 4a			431	63					
9,7	143,44	2,90	517	19180					432	70					
11	126,5	3,10	456	19180											
12,5	112,5	3,40	401	19180											
13	106,33	3,80	386	19180											
8,4	165,92	2,55	598	19180	İRKM İRKFM	83 / C71 M 4			431	62					
9,7	143,44	2,90	517	19180					432	69					





P ₁	n ₂	i	S _f	M ₂	F _{Q10}	Tip			
GÜÇ	Çıkış Devri	Tahvil	Servis Faktörü	Çıkış Momenti	Rad. Yük	Type			
Power	Output Speeds	Ratio	Service Factor	Output Torque	Over Loads	Typ			
Leistung	Abtriebswelle Drehzahlen	Übersetzung	Betriebsfaktor	Abtriebswelle Drehmomente	Querkräfte				
[kW] Hp	[r.p.m.]			[Nm]	[N]			kg	
0,55 0,75	5,3	265	0,94	919	12100	İRKM İRKFM	73 İR 52 / 80 M 4a	441 442	47 53
	6	234	1,07	812	12100				
	6,8	207	1,20	716	12100				
	7,6	183	1,36	641	12100				
	8,6	162	1,50	566	12100				
	9,7	144	2,50	502	12100				
	11	128	2,80	443	12100				
	10,4	133,989	1,54	483	11900				
	11	125,038	1,64	456	11900				
	12	117,03	1,77	418	11800				
	15	91,961	2,20	335	11800				
	19	74,32	2,70	264	11800				
	22	63,397	3,40	228	11700				
	27	51,235	4,40	186	11700				
0,75 1	0,35	4010	0,82	18690	75000	İRKM İRKFM	143 İR 73 / 80 M 4b	451 452	515 563
	0,39	3602	0,96	16773	75000				
	0,43	3251	1,18	15213	75000				
	0,51	2728	1,18	12827	75000				
	0,62	2245	1,18	10551	75000				
	0,75	1866	1,18	8722	75000				
	0,80	1757	1,18	8177	75000				
	0,97	1446	1,18	6740	75000				
	1,1	1259	2,20	6037	75000				
	1,2	1108	2,40	5534	75000				
	1,4	983	2,70	4744	75000				
	1,6	866	3,00	4151	75000				
	1,8	769	3,30	3690	75000				
	0,63	2208	0,80	10383	60800				
	0,70	1982	0,86	9345	60800				
	0,78	1784	1,00	8387	60800				
	0,87	1610	1,03	7519	60800				
	0,96	1456	1,03	6814	60800				
	1	1319	1,03	6542	60800				
	1,2	1195	1,03	5451	60800				
	1,3	1084	1,03	5032	60800				
	0,71	1983	0,87	9354	60800				
	0,80	1743	0,99	8301	60800				
	0,90	1549	1,11	7379	60800				
	1	1389	1,24	6641	60800				
	1,1	1255	1,39	6037	60800				
	1,2	1140	1,54	5534	60800				
	1,3	1041	1,69	5109	60800				
	1,6	852	1,90	4151	60800				
	1,9	752	2,20	3495	60800				
	2,1	668	2,50	3162	60800				
	2,3	597	2,70	2887	60800				
2,6	536	3,10	2554	60800					
3	458	3,90	2214	60800					
1,1	1257	0,83	5947	38600					
1,2	1148	0,90	5451	38600					
1,4	977	0,90	4673	38600					





P ₁	n ₂	i	S _f	M ₂	F _{Q10}		Tip		
GÜÇ	Çıkış Devri	Tahvil	Servis Faktörü	Çıkış Momenti	Rad. Yük		Type		
Power	Output Speeds	Ratio	Service Factor	Output Torque	Over Loads		Typ		
Leistung	Abtriebswelle Drehzahlen	Übersetzung	Betriebsfaktor	Abtriebswelle Drehmomente	Querkräfte				
[kW] Hp	[r.p.m]			[Nm]	[N]				kg
0,75 1	1,6	883	0,90	4088	38600				
	1,9	748	1,30	3443	38600	İRKM İRKFM	103 İR 63 / 80 M 4b	447	192
	2	678	1,30	3271	38600			448	212
	2,5	564	1,30	2617	38600				
	2,7	509	1,76	2423	38600				
	2,9	486	2,10	2290	38600				
	3,6	386	2,50	1845	38600				
	4,5	314	2,80	1476	38600	İRKM İRKFM	103 İR 62 / 80 M 4b	447	191
	4,9	285	3,00	1355	38600			448	211
	5,3	261	3,30	1253	38600				
	6	235	3,90	1107	38600				
	6,6	212	4,40	1006	38600				
	2,5	560	0,83	2617	25850	İRKM İRKFM	93 İR 63 / 80 M 4b	445	192
	3	467	0,93	2181	25850			446	212
	3,3	427	1,00	1982	25850				
	3,9	362	1,53	1703	25850				
	4,3	327	1,73	1544	25850				
	5	280	2,00	1328	25850	İRKM İRKFM	93 İR 62 / 80 M 4b	445	122
	5,5	252	2,20	1207	25850			446	135
	6,1	227	2,50	1089	25850				
	6,8	205	2,80	977	25850				
	7,4	186	3,10	897	25850				
	3,3	428	0,82	2012	18250				
	3,7	375	0,91	1794	18250				
4,2	332	1,00	1581	18250					
4,7	297	1,10	1413	18250	İRKM İRKFM	83 İR 52 / 80 M 4b	443	77	
5,2	266	1,17	1277	18250			444	84	
6	233	1,33	1107	18250					
6,8	206	1,50	976	18250					
7,6	183	1,70	874	18250					
9,4	149	2,00	706	18250					
5	140,79	3,00	1368	38600	İRKM İRKFM	103 / 100 L 8a	435	187	
5,6	125,04	3,40	1221	38600			436	207	
5,7	158,46	2,10	1200	25850					
6	149,45	2,20	1140	25850	İRKM İRKFM	93 / 90 S 6a	433	130	
6,7	133,78	2,50	1021	25850			434	143	
7,4	120,62	2,80	924	25850					
7,8	179,49	3,20	877	26150					
8,8	158,46	3,30	777	26150	İRKM İRKFM	93 / 80 M 4b	433	127	
9,3	149,45	3,50	736	26150			434	140	
10,5	133,78	3,90	651	26150					
6,3	143,44	1,26	1086	19180	İRKM İRKFM	83 / 90 S 6a	431	66	
7,1	126,5	1,43	964	19180			432	73	
8	112,5	1,60	856	19180					
8,4	165,92	1,87	815	19180					
9,7	143,44	2,10	706	19180	İRKM İRKFM	83 / 80 M 4b	431	64	
11	126,5	2,20	622	19180			432	71	
12,5	112,5	2,50	547	19180					





P ₁	n ₂	i	S _f	M ₂	F _{Q10}	Tip						
GÜÇ	Çıkış Devri	Tahvil	Servis Faktörü	Çıkış Momenti	Rad. Yük	Tip						
Power	Output Speeds	Ratio	Service Factor	Output Torque	Over Loads	Type						
Leistung	Abtriebswelle Drehzahlen	Übersetzung	Betriebsfaktor	Abtriebswelle Drehmomente	Querkräfte	Typ						
[kW] Hp	[r.p.m.]			[Nm]	[N]			kg				
0,75 1	13	106,33	2,80	526	19180	İRKM İRKFM	83 / 80 M 4b	431	64			
	15	93,77	3,20	456	19180			432	71			
	17	83,39	3,60	402	19180							
		12	117,03	1,30	570	11700	İRKM İRKFM	73 / 80 M 4b	429	41		
		15	91,96	1,63	456	11700			430	47		
		19	74,32	2,00	360	11700						
		22	63,39	2,50	311	11600						
		27	51,23	3,20	254	11600						
		30	46,41	3,50	228	11600						
		33	42,21	4,00	207	11600						
	1,1 1,5	2,5	564	3,40	3896	75000	İRKM İRKFM	143 İR 82 / 90 S 4a	453	549		
		2,8	501	3,80	3479	75000			454	597		
		3,1	447	4,00	3142	75000						
			0,62	2245	0,80	15475	75000	İRKM İRKFM	143 İR 73 / 90 S 4a	451	518	
		0,75	1866	0,80	12792	75000	452			566		
		0,80	1757	0,80	11993	75000						
		0,97	1446	0,80	9891	75000						
		1,1	1259	1,50	8855	75000						
		1,2	1108	1,65	8117	75000	İRKM İRKFM	143 İR 72 / 90 S 4a	451	516		
		1,4	983	1,85	6957	75000			452	564		
		1,6	866	2,00	6088	75000						
		1,8	769	2,20	5411	75000						
		2	686	2,70	4870	75000						
		2,3	598	3,00	4235	75000						
		2,6	530	3,30	3746	75000						
		3	474	4,00	3247	75000						
		1	1389	0,84	9740	60800			İRKM İRKFM	123 İR 72 / 90 S 4a	449	286
		1,1	1255	0,95	8855	60800					450	320
		1,2	1140	1,05	8117	60800						
		1,3	1041	1,15	7493	60800						
		1,6	852	1,30	6088	60800						
		1,9	752	1,50	5127	60800						
		2,1	668	1,70	4638	60800						
		2,3	597	1,85	4235	60800						
		2,6	536	2,10	3746	60800						
		3	458	2,60	3247	60800						
		3,4	408	3,00	2865	60800						
		3,8	364	3,30	2563	60800						
		4,3	327	3,70	2265	60800						
		1,9	748	0,88	5050	38500	İRKM İRKFM	103 İR 63 / 90 S 4a	447	196		
	2	678	0,88	4797	38500	448			216			
	2,5	564	0,88	3838	38500							
	2,7	509	1,20	3553	38500							
	3,2	438	1,51	3044	38500	İRKM İRKFM	103 İR 62 / 90 S 4a	447	199			
	3,5	398	1,67	2737	38500			448	219			
	4,2	326	1,91	2319	38500							
	4,7	296	2,10	2072	38500							
	5,2	269	2,30	1873	38500							
	6,2	225	2,70	1571	38500							
	6,8	206	3,00	1432	38500							



P ₁	n ₂	i	S _f	M ₂	F _{Q10}	Tip					
GÜÇ	Çıkış Devri	Tahvil	Servis Faktörü	Çıkış Momenti	Rad. Yük	Tip					
Power	Output Speeds	Ratio	Service Factor	Output Torque	Over Loads	Type					
Leistung	Abtriebswelle Drehzahlen	Übersetzung	Betriebsfaktor	Abtriebswelle Drehmomente	Querkräfte	Typ					
[kW] Hp	[r.p.m]			[Nm]	[N]			kg			
1,1	3	467	0,64	3198	25350	İRKM İRKFM	93 İR 63 / 90 S 4a	445	129		
	3,3	427	0,68	2907	25350			446	142		
1,5	3,9	362	1,04	2498	25350	İRKM İRKFM	93 İR 62 / 90 S 4a	445	128		
	4,3	327	1,17	2265	25350			446	141		
	5	280	1,38	1948	25350						
	5,5	252	1,55	1771	25350						
	6,1	227	1,72	1597	25350						
	6,8	205	1,95	1432	25350						
	7,4	186	2,10	1316	25350						
	5	140,79	2,00	2006	38500			İRKM İRKFM	103 / 100 L 8b	435	189
	5,2	171,79	2,10	1929	38450					436	209
	5,6	160,27	2,30	1791	38450			İRKM İRKFM	103 / 90 L 6b	435	183
6,4	140,79	2,70	1568	38450			436	203			
7,2	125,04	3,00	1393	38450							
8,1	171,79	3,40	1239	38500	İRKM İRKFM	103 / 90 S 4a	435	181			
8,7	160,27	3,60	1153	38500			436	201			
9,9	140,79	4,10	1013	38500							
11	125,04	4,60	912	38500							
5,7	158,46	1,45	1760	25350	İRKM İRKFM	93 / 90 L 6b	433	132			
6	149,45	1,51	1672	25350			434	145			
6,7	133,78	1,75	1497	25450							
7,4	120,62	1,92	1356	25450							
7,8	179,48	2,00	1286	25850	İRKM İRKFM	93 / C80 M 4	433	130			
8,8	158,46	2,20	1140	25850	İRKM İRKFM	93 / 90 S 4a	434	143			
9,3	149,45	2,40	1079	25900							
10,5	133,77	2,70	955	25900							
11,5	120,61	3,00	872	26000							
13	109,4	3,20	772	26150							
14	99,73	3,40	717	26150							
17	82,79	4,10	591	26150							
6,3	143,44	0,86	1593	15900	İRKM İRKFM	83 / 90 L 6b	431	70			
7,1	126,5	0,98	1414	16500			432	77			
8	112,5	1,09	1255	16700							
9,7	143,44	1,45	1035	18250	İRKM İRKFM	83 / 90 S 4a					
11	126,5	1,53	913	18250							
12,5	112,5	1,73	803	18250							
13	106,33	1,92	772	18250							
15	93,77	2,20	669	18300							
17	83,39	2,50	590	18470							
19	74,67	2,70	528	18500							
23	60,6	3,20	436	18500							
26	53,24	3,70	386	19800							
30	47,32	4,10	334	19800							
8,4	165,92	1,28	1195	18250			İRKM İRKFM	83 / C80 M 4	431	65	
9,7	143,44	1,45	1035	18250	432	72					
11	126,5	1,53	913	18250							
12,5	112,5	1,73	803	18250							
13	106,33	1,92	772	18250							





P ₁	n ₂	i	S _f	M ₂	F _{Q10}	Tip							
GÜÇ	Çıkış Devri	Tahvil	Servis Faktörü	Çıkış Momenti	Rad. Yük	Type							
Power	Output Speeds	Ratio	Service Factor	Output Torque	Over Loads	Typ							
Leistung	Abtriebswelle Drehzahlen	Übersetzung	Betriebsfaktor	Abtriebswelle Drehmomente	Querkräfte			kg					
[kW] Hp	[r.p.m.]			[Nm]	[N]								
1,1 1,5	15	93,77	2,20	669	18300	İRKM İRKFM 83 / C80 M 4		431	65				
	17	83,39	2,50	590	18470								
	19	74,67	2,70	528	18500								
	23	60,6	3,20	436	18500								
	26	53,24	3,70	386	19800								
	30	47,32	4,10	334	19800								
	12	117,03	0,89	837	11650								
	15	91,961	1,11	669	11650								
	19	74,320	1,38	528	11650								
	22	63,397	1,70	456	11600								
1,5 2	27	51,235	2,20	372	11600	İRKM İRKFM 73 / 90 S 4a		429	45				
	30	46,413	2,40	335	11550								
	33	42,212	2,70	304	11550								
	40	35,251	3,10	251	11550								
	44	32,154	3,40	228	11550								
	49	28,387	3,90	205	11500								
	56	24,947	4,40	179	11500								
	64	22,024	4,70	157	11500								
	2,5	564	2,50	5313	75000					İRKM İRKFM 143 İR 82 / 90 L 4a		453	551
	2,8	501	2,80	4744	75000								
3,1	447	3,00	4285	75000									
3,5	402	3,30	3795	75000									
3,9	363	3,90	3406	75000									
1,5 2	1,1	1259	1,10	12075	75000	İRKM İRKFM 143 İR 72 / 90 L 4a		451	518				
	1,2	1108	1,21	11069	75000								
	1,4	983	1,36	9487	75000								
	1,6	866	1,50	8301	75000								
	1,8	769	1,65	7379	75000								
	2	686	1,98	6641	75000								
	2,3	598	2,20	5775	75000								
	2,6	530	2,40	5109	75000								
	3	474	2,90	4427	75000								
	3,6	384	3,40	3690	75000								
1,5 2	4	353	3,70	3321	75000	İRKM İRKFM 123 İR 72 / 90 L 4a		449	288				
	4,5	314	4,10	2952	75000								
	4,9	283	4,50	2711	75000								
	1,3	1041	0,84	10217	60800								
	1,6	852	0,95	8301	60800								
	1,9	752	1,10	6991	60800								
	2,1	668	1,25	6325	60800								
	2,3	597	1,35	5775	60800								
	2,6	536	1,54	5109	60800								
	3	458	1,94	4427	60800								
1,5 2	3,4	408	2,20	3907	60800	İRKM İRKFM 123 İR 72 / 90 L 4a		450	322				
	3,8	364	2,40	3495	60800								
	4,3	327	2,70	3089	60800								
	4,7	294	3,00	2826	60800								
	5	282	3,10	2656	60800								
	5,5	250	3,50	2415	60800								
	6,1	228	3,90	2177	60800								



P ₁	n ₂	i	S _f	M ₂	F _{Q10}		Tip		
GÜÇ	Çıkış Devri	Tahvil	Servis Faktörü	Çıkış Momenti	Rad. Yük		Type		
Power	Output Speeds	Ratio	Service Factor	Output Torque	Over Loads		Typ		
Leistung	Abtriebswelle Drehzahlen	Übersetzung	Betriebsfaktor	Abtriebswelle Drehmomente	Querkräfte				
[kW] Hp	[r.p.m.]			[Nm]	[N]				kg
1,5	4,8	146,568	2,70	2852	60800	İRKM İRKFM	123 / 112 M 8a	437	287
	5,4	128,859	3,00	2535	60800			438	321
2	6,1	114,523	3,60	2244	60800	İRKM İRKFM	103 İR 63 / 90 L 4a	447	199
	2,7	509	0,88	4844	38300			448	219
	2,9	486	1,06	4580	38300	İRKM İRKFM	103 İR 62 / 90 L 4a	447	195
	3,6	386	1,26	3690	38300			448	215
	4,5	314	1,39	2952	38300				
	4,9	285	1,54	2711	38300				
	5,3	261	1,69	2506	38300				
	6	235	1,98	2214	38300				
	6,6	212	2,20	2012	38300				
	5	280	1,01	2656	25450			İRKM İRKFM	93 İR 62 / 90 L 4a
5,5	252	1,13	2415	25450	446	145			
6,1	227	1,26	2177	25450					
6,8	205	1,43	1953	25450					
7,4	186	1,53	1795	25450					
	5	140,79	1,50	2736	38450	İRKM İRKFM	103 / 112 M 8a	435	197
	5,6	125,04	1,70	2443	38450			436	217
	6,4	140,79	1,98	2138	38300	İRKM İRKFM	103 / 100 L 6a	435	188
	7,2	125,04	2,20	1900	38300			436	208
	8,1	171,79	2,50	1689	38300	İRKM İRKFM	103 / 90 L 4a	435	183
	8,7	160,27	2,60	1572	38300			436	203
	9,9	140,79	3,00	1382	38300				
	11	125,04	3,40	1244	38300				
	6,7	133,77	1,28	2042	25450	İRKM İRKFM	93 / 100 L 6a	433	136
	7,4	120,61	1,41	1849	25450			434	149
	9,3	149,45	1,75	1471	25450	İRKM İRKFM	93 / 90 L 4a	433	132
	10,5	133,78	1,98	1303	25800			434	145
	11,5	120,62	2,20	1190	25800				
	13	109,40	2,40	1052	26000				
	14	99,73	2,50	977	26000				
	17	82,79	3,00	805	26000				
	19	73,81	3,60	721	26050				
	21	66,27	4,10	652	26050				
	8	112,5	0,80	1711	15100	İRKM İRKFM	83 / 100 L 6a	431	73
								432	80
	9,7	143,44	1,06	1411	16150	İRKM İRKFM	83 / 90 L 4a	431	68
	11	126,5	1,12	1244	16480			432	75
	12,5	112,5	1,27	1094	16840	İRKM İRKFM	83 / 90 L 4a	431	68
	13	106,33	1,41	1052	17150			432	75
	15	93,77	1,60	913	17220				
	17	83,39	1,80	805	17330				
	19	74,67	2,00	720	17500				
	23	60,6	2,40	595	17740				
	26	53,24	2,70	526	17820				
	30	47,32	3,00	456	17890				
	33	42,27	3,40	415	18150				
	37	37,93	3,70	370	18380				
	41	34,14	4,00	334	18500				





P ₁	n ₂	i	S _f	M ₂	F _{Q10}	Tip				
GÜÇ	Çıkış Devri	Tahvil	Servis Faktörü	Çıkış Momenti	Rad. Yük	Type				
Power	Output Speeds	Ratio	Service Factor	Output Torque	Over Loads	Typ				
Leistung	Abtriebswelle Drehzahlen	Übersetzung	Betriebsfaktor	Abtriebswelle Drehmomente	Querkräfte					
[kW] Hp	[r.p.m]			[Nm]	[N]			kg		
1,5 2	19	74,32	1,01	721	11600					
	22	63,397	1,25	622	11550					
	27	51,235	1,61	507	11550					
	30	46,413	1,76	456	11500					
	33	42,212	1,98	415	11500					
	40	35,251	2,30	342	11500					
	44	32,154	2,50	311	11450					
	49	28,387	2,90	279	11450					
	56	24,947	3,20	244	11400					
	64	22,024	3,40	214	11400	İRKM	73 / 90 L 4a	429	47	
	72	19,505	3,90	190	11400	İRKFM		430	52	
	80	17,59	4,00	171	11350					
	90	15,53	4,40	152	11350					
	102	13,753	4,70	134	11350					
	115	12,206	4,70	119	11350					
119	11,753	4,80	115	11300						
129	10,847	5,10	106	11300						
135	10,736	5,10	101	11300						
152	9,189	5,20	90	11300						
2,2 3	2,5	564	1,70	7792	75000					
	2,8	501	1,91	6957	75000					
	3,1	447	2,00	6284	75000					
	3,5	402	2,20	5566	75000	İRKM		143 İR 82 / 100 L 4a	453	555
	3,9	363	2,60	4995	75000	İRKFM			454	603
	4,4	320	2,80	4427	75000					
	5,4	261	3,70	3608	75000					
	1,2	1108	0,82	16234	75000					
	1,4	983	0,93	13915	75000					
	1,6	866	1,02	12176	75000					
	1,8	769	1,12	10823	75000					
	2	686	1,35	9740	75000					
	2,3	598	1,50	8470	75000	İRKM	143 İR 72 / 100 L 4a		451	522
	2,6	530	1,65	7493	75000	İRKFM			452	570
	3	474	2,00	6494	75000					
3,6	384	2,30	5411	75000						
4	353	2,50	4870	75000						
4,5	314	2,80	4329	75000						
4,9	283	3,10	3976	75000						
5,6	250	3,70	3479	75000						
2,1	668	0,85	9277	60800						
2,3	597	0,93	8470	60800						
2,6	536	1,05	7493	60800						
3	458	1,32	6494	60800						
3,4	408	1,50	5730	60800						
3,8	364	1,67	5127	60800						
4,3	327	1,84	4530	60800	İRKM	123 İR 72 / 100 L 4a		449	292	
4,7	294	2,00	4145	60800	İRKFM		450	326		
5	282	2,10	3896	60800						
5,5	250	2,40	3542	60800						
6,1	228	2,60	3194	60800						
7	201	3,00	2783	60800						
7,7	181	3,30	2530	60800						
8,6	163	3,40	2265	60800						





P ₁	n ₂	i	S _f	M ₂	F _{Q10}		Tip		
GÜÇ	Çıkış Devri	Tahvil	Servis Faktörü	Çıkış Momenti	Rad. Yük		Type		
Power	Output Speeds	Ratio	Service Factor	Output Torque	Over Loads		Typ		
Leistung	Abtriebswelle Drehzahlen	Übersetzung	Betriebsfaktor	Abtriebswelle Drehmomente	Querkräfte				
[kW] Hp	[r.p.m]			[Nm]	[N]				kg
2,2	9,5	148	3,40	2051	60800	İRKM İRKF	123 İR 72 / 100 L 4a	449	292
	10,5	134	3,40	1855	60800			450	326
3	11,5	121	3,40	1694	60800	İRKM İRKF	123 / 132 S 8b	437	295
	6,1	114,523	2,50	3292	60800			438	329
	6,8	102,681	2,70	2953	60800	İRKM İRKF	123 / 112 M 6a	437	287
	7,8	114,523	3,10	2574	60800			438	321
	8,8	102,681	3,50	2282	60800	İRKM İRKF	103 İR 62 / 100 L 4a	447	200
	3,6	386	0,86	5411	38100			448	220
	4,5	314	0,95	4329	38100	İRKM İRKF	103 / 112 M 6a	435	196
	4,9	285	1,05	3976	38100			436	216
	5,3	261	1,15	3676	38100	İRKM İRKF	103 / C90 L 4	435	187
	6	235	1,35	3247	38100			436	207
	6,6	212	1,50	2952	38100	İRKM İRKF	103 / 100 L 4a	435	187
	6,4	140,78	1,35	2138	38100			436	207
	7,2	125,04	1,50	1900	38100	İRKM İRKF	103 / 100 L 4a	435	187
	8,1	171,79	1,70	1689	38100			436	207
	8,7	160,27	1,80	1572	38100	İRKM İRKF	93 / C90 L 4	433	136
	9,9	140,79	2,00	1382	38100			434	149
	11	125,04	2,30	1244	38100	İRKM İRKF	93 / 100 L 4a	433	136
	12,5	112,03	2,60	1094	38100			434	149
	14	101,11	2,90	977	38100	İRKM İRKF	93 / 100 L 4a	433	136
	15	91,80	3,20	912	38100			434	149
	18	76,79	3,90	760	38100	İRKM İRKF	83 / 100 L 4a	431	74
	9,3	149,45	1,19	2157	24800			432	81
	10,5	133,77	1,35	1911	24850	İRKM İRKF	83 / 100 L 4a	431	74
	11,5	120,61	1,50	1745	24850			432	81
	13	109,4	1,64	1543	25000	İRKM İRKF	83 / 100 L 4a	431	74
	14	99,73	1,70	1433	25150			432	81
	17	82,79	2,10	1181	25200	İRKM İRKF	83 / 100 L 4a	431	74
	19	73,81	2,50	1057	25450			432	81
	21	66,27	2,80	956	25650	İRKM İRKF	83 / 100 L 4a	431	74
	23	59,85	3,00	873	25800			432	81
	26	53,18	3,50	772	25800	İRKM İRKF	83 / 100 L 4a	431	74
	29	47,73	3,80	692	26000			432	81
	33	43,03	4,30	608	26000	İRKM İRKF	83 / 100 L 4a	431	74
	12,5	112,5	0,86	1605	14850			432	81
	13	106,33	0,96	1543	16440	İRKM İRKF	83 / 100 L 4a	431	74
	15	93,77	1,09	1338	16580			432	81
	17	83,39	1,22	1180	16780	İRKM İRKF	83 / 100 L 4a	431	74
	19	74,67	1,36	1056	16990			432	81
	23	60,6	1,63	872	17230	İRKM İRKF	83 / 100 L 4a	431	74
	26	53,24	1,85	772	17500			432	81
	30	47,32	2,10	669	17770	İRKM İRKF	83 / 100 L 4a	431	74
	33	42,27	2,30	608	17800			432	81
	37	37,93	2,50	542	17880	İRKM İRKF	83 / 100 L 4a	431	74
	41	34,14	2,70	489	18000			432	81
	45	31,34	3,30	446	18000	İRKM İRKF	83 / 100 L 4a	431	74
	50	27,85	3,70	401	18200			432	81
	56	24,88	4,20	358	18200	İRKM İRKF	83 / 100 L 4a	431	74
	63	22,33	4,60	318	18200			432	81



P ₁	n ₂	i	S _f	M ₂	F _{Q10}	Tip			
GÜÇ	Çıkış Devri	Tahvil	Servis Faktörü	Çıkış Momenti	Rad. Yük	Type			
Power	Output Speeds	Ratio	Service Factor	Output Torque	Over Loads	Typ			
Leistung	Abtriebswelle Drehzahlen	Übersetzung	Betriebsfaktor	Abtriebswelle Drehmomente	Querkräfte			kg	
[kW] Hp	[r.p.m]			[Nm]	[N]				
2,2 3	12,5	112,5	0,86	1605	14850	İRKM İRKFM 83 / C90 L 4	431	70	
	13	106,33	0,96	1543	16440				
	15	93,77	1,09	1338	16580				
	17	83,39	1,22	1180	16780				
	19	74,67	1,36	1056	16990				
	23	60,6	1,63	872	17230				
	25	53,24	1,85	803	17500	İRKM İRKFM 83 / C90 L 4	431	70	
	30	47,32	2,10	669	17770				
	33	42,27	2,30	608	17800				
	37	37,93	2,50	542	17880				
	41	34,15	2,70	489	18000				
	45	31,34	3,30	446	18000				
	50	27,85	3,70	401	18200				
	56	24,88	4,20	358	18200				
	63	22,33	4,60	318	18200				
	22	63,397	0,85	913	11450	İRKM İRKFM 73 / C90 L 4	429	47	
							430	52	
		27	51,235	1,10	744	11400	İRKM İRKFM 73 / 100 L 4a	429	51
		30	46,413	1,20	669	11400			
	33	42,212	1,35	608	11400				
	40	35,251	1,57	502	11400				
	44	32,154	1,70	456	11400				
	49	28,387	1,95	410	11400				
	56	24,947	2,20	359	11300				
	64	22,024	2,40	314	11300				
	72	19,505	2,70	279	11300				
	80	17,59	2,70	251	11300				
	90	15,53	3,00	223	11300				
	102	13,753	3,20	197	11300				
	115	12,206	3,20	175	11200				
	119	11,753	3,30	169	11200				
	129	10,847	3,50	156	11200				
	135	10,736	3,50	149	11200				
	152	9,189	3,60	132	11200				
	172	8,155	4,00	117	11200				
	193	7,247	4,20	104	11200				
3 4	2,5	564	1,25	10626	75000	İRKM İRKFM 143 İR 82 / 100 L 4b	453	558	
	2,8	501	1,40	9487	75000				
	3,1	447	1,50	8569	75000				
	3,5	402	1,65	7590	75000				
	3,9	363	1,95	6811	75000				
	4,4	320	2,10	6037	75000				
	5,4	261	2,70	4919	75000				
	6,4	219	3,20	4151	75000				
	7,7	181	3,60	3450	75000				
	8,5	164	4,00	3125	75000				
	1,8	769	0,83	14758	75000	İRKM İRKFM 143 İR 72 / 100 L 4b	451	525	
	2	686	0,99	13282	75000				
	2,3	598	1,10	11550	75000				
	2,6	530	1,21	10217	75000				
	3	474	1,46	8855	75000				
3,6	384	1,72	7379	75000					



P ₁	n ₂	i	S _f	M ₂	F _{Q10}	Tip						
GÜÇ	Çıkış Devri	Tahvil	Servis Faktörü	Çıkış Momenti	Rad. Yük	Type						
Power	Output Speeds	Ratio	Service Factor	Output Torque	Over Loads	Typ						
Leistung	Abtriebswelle Drehzahlen	Übersetzung	Betriebsfaktor	Abtriebswelle Drehmomente	Querkräfte			kg				
[kW] Hp	[r.p.m]			[Nm]	[N]							
3	4	353	1,85	6641	75000	İRKM İRKFM	143 İR 72 / 100 L 4b	451	525			
	4,5	314	2,10	5903	75000							
4	4,9	283	2,30	5421	75000							
	5,6	250	2,70	4744	75000							
	6,2	225	3,00	4285	75000							
	6,9	203	3,50	3850	75000							
	8,2	170	3,80	3240	75000							
	4,5	154,311	2,20	6084	75000							
5,1	137,307	2,30	5369	75000	İRKM İRKFM					143 / 132 M 8a	439	522
5,4	123,260	2,60	5070	75000								
5,8	154,311	2,90	4721	75000								
6,5	137,307	3,00	4212	75000	İRKM İRKFM					143 / 132 S 6b	439	515
7,3	123,260	3,30	3751	75000								
8	111,461	4,00	3422	75000								
3	458	0,97	8855	60800								
3,4	408	1,10	7813	60800	İRKM İRKFM					123 İR 72 / 100 L 4b	449	295
3,8	364	1,23	6991	60800								
4,3	327	1,35	6178	60800								
4,7	294	1,50	5652	60800								
5	282	1,55	5313	60800								
5,5	250	1,75	4830	60800								
6,1	228	1,95	4355	60800								
7	201	2,20	3795	60800								
7,7	181	2,40	3450	60800								
8,6	163	2,50	3089	60800								
9,5	148	2,50	2796	60800								
10,5	134	2,50	2530	60800								
11,5	121	2,50	2310	60800								
6,1	114,523	1,80	4489	60800		İRKM İRKFM	123 / 132 M 8a	437	303			
6,8	102,681	2,00	4026	60800								
7,8	114,523	2,30	3510	60800	İRKM İRKFM	123 / 132 S 6b	437	296				
8,8	102,681	2,60	3111	60800								
9,6	146,568	2,70	2852	60800	İRKM İRKFM	123 / 100 L 4b	437	281				
11	128,859	3,00	2489	60800								
12	114,523	3,60	2282	60800								
14	102,681	4,00	1956	60800								
5,3	261	0,84	5012	38000	İRKM İRKFM	103 İR 62 / 100 L 4b	447	204				
6	235	0,99	4427	38000								
6,6	212	1,10	4025	38000								
9,9	140,79	1,50	2764	38000	İRKM İRKFM	103 / 100 L 4b	435	190				
11	125,04	1,71	2487	38000								
12,5	112,03	1,95	2189	38000								
14	101,11	2,10	1954	38000								
15	91,80	2,30	1824	38000								
18	76,79	2,80	1521	38000								
22	64,81	3,40	1245	38000								
25	57,14	3,80	1095	38000								
31	45,72	4,60	883	38000								
10,5	133,78	0,99	2606	24000					İRKM İRKFM	93 / 100 L 4b	433	139
11,5	120,62	1,10	2379	24000								



P ₁	n ₂	i	S _f	M ₂	F _{Q10}	Tip				
GÜÇ	Çıkış Devri	Tahvil	Servis Faktörü	Çıkış Momenti	Rad. Yük	Type	kg			
Power	Output Speeds	Ratio	Service Factor	Output Torque	Over Loads	Typ				
Leistung	Abtriebswelle Drehzahlen	Übersetzung	Betriebsfaktor	Abtriebswelle Drehmomente	Querkräfte					
[kW] Hp	[r.p.m]			[Nm]	[N]					
3 4	13	109,40	1,20	2105	24150	İRKM İRKFM 93 / 100 L 4b	433 139 434 152			
	14	99,73	1,25	1954	24200					
	17	82,79	1,50	1611	24300					
	19	73,81	1,80	1441	24300					
	21	66,27	2,10	1304	24500					
	23	59,85	2,30	1190	24750					
	26	53,18	2,60	1053	24850					
	29	47,73	2,80	944	25000					
	33	43,03	3,20	830	25050					
	36	38,93	3,40	761	25150					
	40	35,33	3,80	684	25100					
	42	33,19	3,90	652	25100					
		15	93,77	0,80	1824			13650	İRKM İRKFM 83 / 100 L 4b	431 77 432 87
		17	83,39	0,90	1609			14100		
19		74,67	1,00	1440	14800					
23		60,6	1,20	1190	14880					
26		53,24	1,36	1052	15290					
30		47,32	1,53	912	15500					
33		42,27	1,71	829	15700					
37		37,93	1,87	739	15700					
41		34,14	2,00	667	15900					
45		31,34	2,40	608	16350					
50		27,85	2,70	548	16350					
56		24,88	3,00	489	16490					
63		22,33	3,30	435	16680					
73		19,33	3,60	375	16800					
81	17,27	4,00	338	16600						
90	15,49	4,50	304	16500						
	27	51,235	0,81	1014	11300	İRKM İRKFM 73 / 100 L 4b	429 54 430 59			
	30	46,413	0,88	913	11300					
	33	42,212	0,99	830	11300					
	40	35,251	1,15	684	11300					
	44	32,154	1,25	622	11200					
	49	28,387	1,43	559	11200					
	56	24,947	1,61	489	11100					
	64	22,024	1,72	428	11100					
	72	19,505	1,94	380	11100					
	80	17,59	1,98	342	11100					
	90	15,53	2,20	304	11000					
	102	13,753	2,30	268	11000					
	115	12,206	2,30	238	11000					
	119	11,753	2,40	230	11000					
	129	10,847	2,50	212	11000					
	135	10,736	2,50	203	11000					
152	9,189	2,60	180	10800						
172	8,155	2,90	159	10800						
193	7,247	3,10	142	10800						
4 5,5	2,5	564	0,94	14168	75000	İRKM İRKFM 143 İR 82 / 112 M 4b	453 565 454 613			
	2,8	501	1,05	12650	75000					
	3,1	447	1,12	11426	75000					
	3,5	402	1,23	10120	75000					
	3,9	363	1,46	9082	75000					
	4,4	320	1,57	8050	75000					





P ₁	n ₂	i	S _f	M ₂	F _{Q10}			Tip	
GÜÇ	Çıkış Devri	Tahvil	Servis Faktörü	Çıkış Momenti	Rad. Yük			Type	
Power	Output Speeds	Ratio	Service Factor	Output Torque	Over Loads			Typ	
Leistung	Abtriebswelle Drehzahlen	Übersetzung	Betriebsfaktor	Abtriebswelle Drehmomente	Querkräfte				
[kW] Hp	[r.p.m]			[Nm]	[N]				kg
4	5,4	261	2,00	6559	75000				
	6,4	219	2,40	5534	75000				
5,5	7,7	181	2,70	4600	75000	İRKM İRKFM	143 İR 82 / 112 M 4b	453	565
	8,5	164	3,00	4167	75000			454	613
	10	137	3,50	3542	75000				
	2,6	530	0,90	13623	75000				
	3	474	1,10	11807	75000				
	3,6	384	1,29	9839	75000				
	4	353	1,39	8855	75000				
	4,5	314	1,54	7871	75000				
	4,9	283	1,69	7229	75000	İRKM İRKFM	143 İR 72 / 112 M 4b	451	531
	5,6	250	2,00	6325	75000			452	579
	6,2	225	2,20	5713	75000				
	6,9	203	2,60	5133	75000				
	8,2	170	2,90	4319	75000				
	9,2	151	3,10	3850	75000				
	10	135	3,40	3542	75000				
	5,4	123,260	1,95	6760	75000	İRKM İRKFM	143 / 160 M 8a	439	546
								440	594
	5,8	154,311	2,20	6294	75000				
	6,5	137,307	2,30	5616	75000	İRKM İRKFM	143 / 132 M 6a	439	515
	7,3	123,260	2,50	5001	75000			440	563
	8	111,461	3,00	4563	75000				
	9	154,311	3,30	4056	75000	İRKM İRKFM	143 / 112 M 4b	439	500
	10	137,307	3,40	3651	75000			440	548
	3,4	408	0,83	10418	60800				
	3,8	364	0,92	9321	60800				
	4,3	327	1,01	8237	60800				
	4,7	294	1,12	7536	60800				
	5	282	1,16	7084	60800				
	5,5	250	1,31	6440	60800				
	6,1	228	1,46	5807	60800	İRKM İRKFM	123 İR 72 / 112 M 4b	449	301
	7	201	1,65	5060	60800			450	335
	7,7	181	1,83	4600	60800				
	8,6	163	1,91	4119	60800				
	9,5	148	1,91	3728	60800				
	10,5	134	1,91	3373	60800				
	11,5	121	1,91	3080	60800				
	6,8	102,681	1,50	5369	60800	İRKM İRKFM	123 / 160 M 8a	437	357
								438	391
	7,8	114,523	1,71	4680	60800	İRKM İRKFM	123 / 132 M 6a	437	304
	8,8	102,681	1,93	4148	60800			438	338
	9,6	146,568	2,00	3803	60800				
	11	128,859	2,30	3319	60800				
	12	114,523	2,70	3042	60800				
	14	102,681	3,00	2608	60800	İRKM İRKFM	123 / 112 M 4b	437	289
	15	92,733	3,30	2434	60800			438	323
	17	84,259	3,70	2147	60800				
	18	76,954	4,00	2028	60800				
	6,6	212	0,82	5367	37700	İRKM İRKFM	103 İR 62 / 112 M 4b	447	210
								448	230





P ₁	n ₂	i	S _f	M ₂	F _{Q10}	Tip		
GÜÇ	Çıkış Devri	Tahvil	Servis Faktörü	Çıkış Momenti	Rad. Yük	Type		
Power	Output Speeds	Ratio	Service Factor	Output Torque	Over Loads	Typ		
Leistung	Abtriebswelle Drehzahlen	Übersetzung	Betriebsfaktor	Abtriebswelle Drehmomente	Querkräfte			kg
[kW] Hp	[r.p.m]			[Nm]	[N]			
4 5,5	9,9	140,79	1,13	3688	37700	İRKM İRKFM 103 / 112 M 4b	435	197
	11	125,04	1,28	3319	37700			
	12,5	112,03	1,46	2921	37600			
	14	101,11	1,60	2608	37500			
	15	91,80	1,76	2434	37400			
	18	76,79	2,10	2028	37300			
	22	64,81	2,50	1659	37150			
	25	57,11	2,90	1460	37100			
	31	45,72	3,50	1178	37000			
	34	40,87	3,80	1074	37000			
	38	36,95	4,20	961	37000			
	42	33,53	4,60	869	37000			
	46	30,65	5,30	794	37000			
		13	109,40	0,90	2806			
14		99,73	0,94	2606	23550			
17		82,79	1,12	2147	23700			
19		73,81	1,35	1921	23750			
21		66,27	1,54	1738	23800			
23		59,85	1,69	1587	23800			
26		53,18	1,91	1404	23900			
29		47,73	2,10	1259	23900			
33		43,03	2,40	1106	23950			
36		38,93	2,60	1014	24050			
40		35,33	2,90	913	24100			
42		33,19	2,90	869	24150			
47		29,78	3,20	777	24200			
52		26,85	3,60	702	24200			
58	24,29	4,00	629	24400				
	23	60,6	0,90	1586	14800	İRKM İRKFM 83 / 112 M 4b	431	84
	26	53,24	1,02	1403	14950			
	30	47,32	1,15	1216	15100			
	33	42,27	1,28	1105	15400			
	37	37,93	1,40	986	15700			
	41	34,14	1,50	890	15900			
	45	31,34	1,81	811	15900			
	50	27,85	2,00	730	16350			
	56	24,88	2,30	651	16350			
	63	22,33	2,50	579	16000			
	73	19,33	2,70	500	15700			
	81	17,27	3,00	450	15700			
	90	15,49	3,40	406	15500			
	100	13,95	3,70	365	15500			
	111	12,59	3,80	329	15350			
	123	11,38	3,90	297	15350			
	136	10,31	4,10	268	15350			
150	9,35	4,20	243	15000				
168	8,31	3,90	217	15000				
186	7,52	4,10	196	14500				
205	6,82	4,20	178	14500				
	19	74,67	0,80	1921	14800	İRKM İRKFM 83 / C100 L 4	431	80
	23	60,6	0,90	1586	14800			
	26	53,24	1,02	1403	14950			
	30	47,32	1,15	1216	15100			





P ₁	n ₂	i	S _f	M ₂	F _{Q10}	Tip						
GÜÇ	Çıkış Devri	Tahvil	Servis Faktörü	Çıkış Momenti	Rad. Yük	Type						
Power	Output Speeds	Ratio	Service Factor	Output Torque	Over Loads	Typ						
Leistung	Abtriebswelle Drehzahlen	Übersetzung	Betriebsfaktor	Abtriebswelle Drehmomente	Querkräfte			kg				
[kW] Hp	[r.p.m]			[Nm]	[N]							
4 5,5	33	42,27	1,28	1105	15400	İRKM İRKFM 83 / C100 L 4	431	80				
	37	37,93	1,40	986	15700							
	41	34,15	1,50	890	15900							
	45	31,34	1,81	811	15900							
	50	27,85	2,00	730	16350							
	55	24,88	2,30	664	16350							
	63	22,33	2,50	579	16000							
	73	19,33	2,70	500	15700							
	81	17,27	3,00	450	15600							
	90	15,49	3,40	406	15500							
	100	13,95	3,70	365	15500							
	111	12,59	3,80	329	15400							
	123	11,38	3,90	297	15300							
	136	10,31	4,10	268	15150							
	150	9,35	4,20	243	15000							
	168	8,31	3,90	217	15000							
	186	7,52	4,10	196	14750							
	205	6,82	4,20	178	14500							
	5,5 7,5	40	35,251	0,86	913				11150	İRKM İRKFM 73 / 112 M 4b	429	61
44		32,154	0,94	830	11150							
49		28,387	1,07	745	11100							
56		24,947	1,21	652	11100							
64		22,024	1,29	570	11000							
72		19,505	1,46	507	11000							
80		17,59	1,49	456	10900							
90		15,53	1,65	406	10900							
102		13,753	1,76	358	10700							
115		12,206	1,76	317	10700							
119		11,753	1,82	307	10700							
129		10,847	1,92	283	10500							
135		10,736	1,92	270	10500							
152		9,189	1,98	240	10500							
172		8,155	2,20	212	10500							
193		7,247	2,30	189	10300							
5,5 7,5		3,5	402	0,90	13915	73300	İRKM İRKFM 143 İR 82 / 132 S 4c	453	567			
		3,9	363	1,06	12488	73300						
		4,4	320	1,14	11069	73300						
	5,4	261	1,50	9019	73300							
	6,4	219	1,78	7610	73300							
	7,7	181	2,00	6325	73300							
	8,5	164	2,20	5730	73300							
	10	137	2,60	4870	73300							
	3,6	384	0,94	13528	73300	İRKM İRKFM 143 İR 72 / 132 S 4c				451	545	
	4	353	1,00	12176	73300							
	4,5	314	1,12	10823	73300							
	4,9	283	1,22	9939	73300							
	5,6	250	1,48	8697	73300							
	6,2	225	1,64	7855	73300							
	6,9	203	1,92	7058	73300							
	8,2	170	2,10	5939	73300							
	9,2	151	2,30	5294	73300							
	10	135	2,50	4870	73300							





P ₁	n ₂	i	S _f	M ₂	F _{Q10}	Tip				
GÜÇ	Çıkış Devri	Tahvil	Servis Faktörü	Çıkış Momenti	Rad. Yük	Type				
Power	Output Speeds	Ratio	Service Factor	Output Torque	Over Loads	Typ				
Leistung	Abtriebswelle Drehzahlen	Übersetzung	Betriebsfaktor	Abtriebswelle Drehmomente	Querkräfte			kg		
[kW] Hp	[r.p.m]			[Nm]	[N]					
5,5	5,4	123,260	1,42	9296	73300	İRKM İRKFM 143 / 160 M 8b		439	546	
								440	594	
7,5	5,8	154,311	1,58	8655	73300	İRKM İRKFM 143 / 132 M 6b		439	524	
	6,5	137,307	1,63	7723	73300			440	572	
	7,3	123,260	1,80	6876	73300					
	8	111,461	2,20	6275	73300					
	9	154,311	2,40	5577	73300		İRKM İRKFM 143 / 132 S 4c		439	513
	10	137,307	2,50	5020	73300				440	561
	11	123,260	2,80	4563	73300					
	13	111,461	3,30	3861	73300					
	4,7	294	0,82	10362	60000	İRKM İRKFM 123 İR 72 / 132 S 4c		449	315	
	5	282	0,85	9740	60000			450	349	
	5,5	250	0,95	8855	60000					
	6,1	228	1,06	7984	60000					
	7	201	1,20	6957	60000					
	7,7	181	1,33	6325	60000					
	8,6	163	1,39	5663	60000					
	9,5	148	1,39	5127	60000					
	10,5	134	1,39	4638	60000					
	11,5	121	1,39	4235	60000					
	7,8	114,523	1,24	6435	60000	İRKM İRKFM 123 / 132 M 6b		437	310	
	8,8	102,681	1,40	5704	60000			438	344	
	9,6	146,568	1,47	5229	59000	İRKM İRKFM 123 / 132 S 4c		437	299	
	11	128,859	1,64	4563	59000			438	333	
	12	114,523	1,96	4183	59000					
	14	102,681	2,20	3585	59000					
	15	92,733	2,40	3346	59000					
	17	84,259	2,70	2953	59000					
	18	76,954	2,90	2789	57500					
	20	70,591	3,10	2510	57500					
	22	62,936	3,30	2282	57500					
	25	55,579	3,80	2008	57500					
	12,5	112,03	1,06	4016	36000	İRKM İRKFM 103 / C112 M 4		435	210	
	14	101,11	1,16	3585	36000			436	230	
	15	91,80	1,28	3346	35850	İRKM İRKFM 103 / 132 S 4c		435	210	
	18	76,79	1,55	2789	35700			436	230	
	22	64,81	1,84	2282	35500					
	25	57,11	2,10	2008	35400					
	31	45,72	2,50	1619	35400					
	34	40,87	2,80	1476	35400					
	38	36,95	3,10	1321	35400					
	42	33,53	3,30	1195	35400					
	46	30,65	3,80	1091	35400					
	51	27,58	4,30	984	35400					
	56	24,93	4,70	896	35400					
	17	82,79	0,82	2953	23500	İRKM İRKFM 93 / C112 M 4		433	159	
	19	73,81	0,98	2642	23500			434	172	
	21	66,27	1,12	2390	23500	İRKM İRKFM 93 / 132 S 4c		433	159	
	23	59,85	1,23	2182	23500			434	172	
	26	53,18	1,39	1931	23550					





P ₁	n ₂	i	S _f	M ₂	F _{Q10}	Tip		
GÜÇ	Çıkış Devri	Tahvil	Servis Faktörü	Çıkış Momenti	Rad. Yük	Type		
Power	Output Speeds	Ratio	Service Factor	Output Torque	Over Loads	Typ		
Leistung	Abtriebswelle Drehzahlen	Übersetzung	Betriebsfaktor	Abtriebswelle Drehmomente	Querkräfte			kg
[kW] Hp	[r.p.m]			[Nm]	[N]			
5,5 7,5	29	47,73	1,52	1731	23600	İRKM İRKFM 93 / 132 S 4c	433	159
	33	43,03	1,72	1521	23650			
	36	38,93	1,88	1394	23700			
	40	35,33	2,10	1255	23700			
	42	33,19	2,10	1195	23750			
	47	29,78	2,40	1068	23750			
	52	26,85	2,60	965	23750			
	58	24,29	2,90	865	23850			
	64	22,05	3,20	784	23850			
	67	20,80	3,30	749	23850			
	75	18,67	3,40	669	23900			
	82	16,83	3,50	612	24050			
	92	15,23	3,70	546	24050			
	101	13,82	3,90	497	24050			
	33	42,27	0,93	1520	14800	İRKM İRKFM 83 / 132 S 4c	431	93
	37	37,93	1,02	1356	14900			
	41	34,14	1,09	1223	15250			
	45	31,34	1,32	1115	15600			
	50	27,85	1,48	1004	15600			
	56	24,88	1,68	896	15800			
	63	22,33	1,84	797	16300			
	73	19,33	2,00	688	16300			
	81	17,27	2,20	619	16300			
	90	15,49	2,50	557	16150			
	100	13,95	2,70	502	16000			
	111	12,59	2,80	452	15900			
	123	11,38	2,90	408	15700			
	136	10,31	3,00	369	15500			
	150	9,35	3,10	335	15200			
	168	8,31	2,90	299	15000			
	186	7,52	3,00	270	15000			
	205	6,82	3,10	245	15000			
	23	60,6	0,65	2181	14800	İRKM İRKFM 83 / C112 M 4	431	88
	26	53,24	0,74	1929	14800			
	30	47,32	0,83	1672	14800			
	33	42,27	0,93	1520	14800			
	37	37,93	1,02	1356	15100			
	41	34,14	1,09	1223	15350			
	45	31,34	1,32	1115	15600			
	50	27,85	1,48	1004	15600			
	55	24,88	1,68	913	16000			
	63	22,33	1,84	797	16300			
	73	19,33	2,00	688	16300	İRKM İRKFM 83 / C112 M 4	431	88
	80	17,27	2,20	627	16300			
	90	15,49	2,50	570	16150			
	100	13,95	2,70	512	15820			
	110	12,59	2,80	456	15500			
	125	11,38	2,90	402	15350			
	136	10,31	3,00	364	15200			
	150	9,35	3,10	335	15200			
	168	8,31	2,90	299	15000			
	185	7,52	3,00	271	15000			
	205	6,82	3,10	245	15000			



P ₁	n ₂	i	S _f	M ₂	F _{Q10}	Tip		
GÜÇ	Çıkış Devri	Tahvil	Servis Faktörü	Çıkış Momenti	Rad. Yük	Type		
Power	Output Speeds	Ratio	Service Factor	Output Torque	Over Loads	Typ		
Leistung	Abtriebswelle Drehzahlen	Übersetzung	Betriebsfaktor	Abtriebswelle Drehmomente	Querkräfte			
[kW] Hp	[r.p.m]			[Nm]	[N]			kg
5,5 7,5	80	17,59	1,08	627	10600	İRKM İRKFM 73 / 132 S 4c		429 74
	90	15,53	1,20	558	10600			
	102	13,753	1,28	492	10400			
	115	12,206	1,28	436	10400			
	119	11,753	1,32	422	10400			
	129	10,847	1,40	389	10200			
	135	10,736	1,40	372	10200			
	152	9,189	1,44	330	10200			
	172	8,155	1,60	292	10200			
193	7,247	1,68	260	10000				
7,5 10	4,4	320	0,84	15094	72500	İRKM İRKFM 143 İR 82 / 132 M 4b		453 580
	5,4	261	1,10	12298	72500			
	6,4	219	1,30	10377	72500			
	7,7	181	1,46	8625	72500			
	8,5	164	1,61	7813	72500			
	10	137	1,90	6641	72500			
	5,6	250	1,09	11859	72500	İRKM İRKFM 143 İR 72 / 132 M 4b		451 545
	6,2	225	1,20	10712	72500			
	6,9	203	1,41	9625	72500			
	8,2	170	1,54	8099	72500			
	9,2	151	1,69	7219	72500			
	10	135	1,83	6641	72500			
	7,3	123,26	1,32	9377	72500	İRKM İRKFM 143 / 160 M 6b		439 547
	8	111,461	1,60	8556	72500			
	9	154,311	1,76	7606	72500	İRKM İRKFM 143 / 132 M 4b		439 524
	10	137,307	1,83	6845	72500			
	11	123,260	2,10	6223	72500			
	13	111,461	2,40	5265	72500			
15	93,097	2,80	4563	72500				
17	81,923	3,20	4026	72500				
19	72,692	3,70	3603	72500				
22	64,048	4,10	3111	72500				
12	114,523	1,44	5704	56300	İRKM İRKFM 123 / 132 M 4b		437 307	
14	102,681	1,60	4889	56300				
15	92,733	1,76	4563	56300				
17	84,259	1,96	4026	56300				
18	76,954	2,10	3803	56000				
20	70,591	2,30	3422	55500				
22	62,936	2,40	3111	55000				
25	55,579	2,80	2738	54500				
28	49,400	3,10	2445	54000				
32	44,135	3,50	2139	53600				
35	39,597	3,80	1956	53100				
18	76,79	1,14	3803	34850	İRKM İRKFM 103 / 132 M 4b		435 221	
22	64,81	1,35	3111	34200				
25	57,11	1,52	2738	33900				
31	45,72	1,84	2208	33900				
34	40,87	2,00	2013	33550				
38	36,95	2,20	1801	33250				
42	33,53	2,50	1630	33000				
46	30,65	2,80	1488	32700				





P ₁	n ₂	i	S _f	M ₂	F _{Q10}	Tip		
GÜÇ	Çıkış Devri	Tahvil	Servis Faktörü	Çıkış Momenti	Rad. Yük	Type		
Power	Output Speeds	Ratio	Service Factor	Output Torque	Over Loads	Typ		
Leistung	Abtriebswelle Drehzahlen	Übersetzung	Betriebsfaktor	Abtriebswelle Drehmomente	Querkräfte			
[kW] Hp	[r.p.m]			[Nm]	[N]			kg
7,5 10	51	27,58	3,10	1342	32500	İRKM İRKFM 103 / 132 M 4b	435	221
	56	24,93	3,50	1222	32300			
	62	22,63	3,80	1104	32050			
	68	20,60	4,20	1007	32050			
	74	18,81	4,50	925	32050			
	79	17,80	4,80	866	31850			
	21	66,27	0,82	3260	21350	İRKM İRKFM 93 / 132 M 4b	433	170
	23	59,85	0,90	2976	21350			
	26	53,18	1,02	2633	21400			
	29	47,73	1,11	2360	21450			
	33	43,03	1,26	2074	21500			
	36	38,93	1,38	1901	21700			
	40	35,33	1,52	1711	21900	İRKM İRKFM 93 / 132 M 4b	433	170
	42	33,19	1,56	1630	21700			
	47	29,78	1,77	1456	21500			
	52	26,85	1,92	1316	21250			
	58	24,29	2,20	1180	21000			
	64	22,05	2,40	1070	20800			
	67	20,80	2,40	1022	20500			
	75	18,67	2,50	913	20000			
82	16,83	2,60	835	19400				
92	15,23	2,70	744	19250				
101	13,82	2,90	678	19150				
111	12,57	3,20	617	19050				
122	11,46	3,30	561	19000				
134	10,46	3,50	511	18800				
146	9,56	3,60	469	18600				
152	9,19	3,60	450	18500				
167	8,38	3,90	410	18200				
183	7,65	4,10	374	18200				
200	6,99	4,20	342	18200				
45	31,34	0,97	1521	15650	İRKM İRKFM 83 / 132 M 4b	431	113	
50	27,85	1,08	1369	15650				
56	24,88	1,23	1221	15700				
63	22,33	1,35	1086	15700				
73	19,33	1,46	937	15700				
81	17,27	1,61	844	15750				
90	15,49	1,83	778	15780				
100	13,95	1,98	698	15500				
111	12,59	2,00	616	15350				
123	11,38	2,10	556	15250				
136	10,31	2,20	503	15200				
150	9,35	2,30	456	15100				
168	8,31	2,10	407	15100				
186	7,52	2,20	368	15050				
205	6,82	2,30	334	15000				
11 15	6,4	219	0,89	15219				72000
	7,7	181	1,00	12650	72000			
	8,5	164	1,10	11459	72000			
	10	137	1,30	9740	72000			





P ₁	n ₂	i	S _f	M ₂	F _{Q10}			Tip	
GÜÇ	Çıkış Devri	Tahvil	Servis Faktörü	Çıkış Momenti	Rad. Yük			Type	
Power	Output Speeds	Ratio	Service Factor	Output Torque	Over Loads			Typ	
Leistung	Abtriebswelle Drehzahlen	Übersetzung	Betriebsfaktor	Abtriebswelle Drehmomente	Querkräfte				
[kW] Hp	[r.p.m]			[Nm]	[N]				kg
11	6,2	225	0,82	16192	72000				
	6,9	203	0,96	14550	72000	İRKM İRKFM	143 İR 72 / C132 M 4	451	534
15	8,2	170	1,05	12243	72000			452	582
	9,2	151	1,15	10912	72000				
	10	135	1,25	10039	72000				
	9	154,311	1,20	11155	71500	İRKM İRKFM	143 / C132 M 4	439	526
	10	137,307	1,25	10039	71500			440	574
	11	123,260	1,40	9127	71500				
	13	111,461	1,65	7723	71500				
	15	93,097	1,95	6693	71500				
	17	81,923	2,20	5905	71500	İRKM İRKFM	143 / 160 M 4b	439	546
	19	72,692	2,50	5284	71500			440	594
	22	64,048	2,80	4563	71500				
	25	56,832	3,10	4016	71500				
	28	50,770	3,30	3585	71500				
	31	45,606	3,70	3238	71500				
	12	114,523	0,98	8366	54000	İRKM İRKFM	123 / C132 M 4	437	316
								438	350
	14	102,681	1,09	7171	54000				
	15	92,733	1,20	6693	53200				
	17	84,259	1,33	5905	53200				
	18	76,954	1,45	5577	53000				
	20	70,591	1,56	5020	52500				
	22	62,936	1,67	4563	52000	İRKM İRKFM	123 / 160 M 4b	437	368
	25	55,579	1,90	4016	51500			438	402
	28	49,400	2,10	3585	51000				
	32	44,135	2,40	3137	50600				
	35	39,597	2,60	2868	50100				
	41	33,897	2,80	2449	49600				
	46	30,128	3,30	2182	49000				
	52	26,917	3,70	1931	48400				
	22	64,81	0,92	4563	30250	İRKM İRKFM	103 / C132 M 4	435	243
								436	263
	25	57,11	1,04	4016	30000				
	31	45,72	1,25	3238	30000				
	38	36,95	1,39	2642	29600				
	42	33,53	1,67	2390	29500				
	46	30,65	1,90	2182	29150				
	51	27,58	2,10	1968	28850				
	56	24,93	2,40	1793	28550	İRKM İRKFM	103 / 160 M 4b	435	243
	62	22,63	2,60	1619	28350			436	263
	68	20,60	2,80	1476	28150				
	74	18,81	3,10	1357	27900				
	79	17,80	3,30	1271	27750				
	87	16,01	3,40	1154	27500				
	97	14,48	3,50	1035	27250				
	106	13,14	3,80	947	27000				
	117	11,96	4,50	858	27000				
	33	43,03	0,86	3042	17950	İRKM İRKFM	93 / 160 M 4b	433	193
	36	38,93	0,94	2789	17950			434	206
	40	35,33	1,04	2510	17950				
	42	33,19	1,06	2390	17950				



P ₁	n ₂	i	S _f	M ₂	F _{Q10}	Tip						
GÜÇ	Çıkış Devri	Tahvil	Servis Faktörü	Çıkış Momenti	Rad. Yük	Type						
Power	Output Speeds	Ratio	Service Factor	Output Torque	Over Loads	Typ						
Leistung	Abtriebswelle Drehzahlen	Übersetzung	Betriebsfaktor	Abtriebswelle Drehmomente	Querkräfte			kg				
[kW] Hp	[r.p.m]			[Nm]	[N]							
11 15	47	29,78	1,21	2136	18000	İRKM İRKFM 93 / 160 M 4b	433	193				
	52	26,85	1,31	1931	18000							
	58	24,29	1,47	1731	17800							
	64	22,05	1,61	1569	17700							
	67	20,80	1,64	1498	17600							
	75	18,67	1,70	1339	17500							
	82	16,83	1,77	1224	17400							
	92	15,23	1,84	1091	17150							
	101	13,82	1,97	994	17000							
	111	12,57	2,20	904	16750							
	122	11,46	2,30	823	16450							
	134	10,46	2,40	749	16150							
	146	9,56	2,50	688	15800							
	152	9,19	2,50	660	15600							
	167	8,38	2,70	601	15250							
	183	7,65	2,80	549	15050							
	200	6,99	2,90	502	14900							
		41	34,05	0,66	2447				16300	İRKM İRKFM 83 / C132 M 4	431	98
		50	27,85	0,74	2008				16300			
56		24,88	0,84	1791	16250							
63		22,33	0,92	1592	16200							
73		19,33	1,00	1374	16150							
81		17,27	1,10	1239	16050							
90		15,49	1,25	1115	16050							
100		13,95	1,35	1004	15800							
111		12,59	1,40	904	15700							
123		11,38	1,45	816	15600							
136		10,31	1,50	738	15600							
150		9,35	1,55	669	15600							
168		8,31	1,45	598	15300							
186		7,52	1,50	539	15300							
205		6,82	1,55	490	15300							
15 20	11	123,260	1,03	12445	71000	İRKM İRKFM 143 / 160 L 4a	439	561				
	13	111,461	1,21	10531	71000							
	15	93,097	1,43	9127	71000							
	17	81,923	1,61	8053	71000							
	19	72,692	1,85	7205	71000							
	22	64,048	2,10	6223	71000							
	25	56,832	2,30	5476	70500							
	28	50,770	2,50	4889	70500							
	31	45,606	2,70	4416	70500							
	34	41,154	3,20	4026	70000							
	37	37,889	3,40	3700	70000							
	42	33,620	3,80	3260	70000							
		14	102,681	0,80	9779				50000	İRKM İRKFM 123 / 160 L 4a	437	400
15		92,733	0,88	9127	49200							
17		84,259	0,98	8053	49200							
18		76,954	1,07	7606	49000							
20		70,591	1,15	6845	48500							
22		62,936	1,23	6223	48000							
25		55,579	1,40	5265	47500							
28		49,400	1,55	4889	47000							





P ₁	n ₂	i	S _f	M ₂	F _{Q10}	Tip			
GÜÇ	Çıkış Devri	Tahvil	Servis Faktörü	Çıkış Momenti	Rad. Yük	Type			
Power	Output Speeds	Ratio	Service Factor	Output Torque	Over Loads	Typ			
Leistung	Abtriebswelle Drehzahlen	Übersetzung	Betriebsfaktor	Abtriebswelle Drehmomente	Querkräfte			kg	
[kW] Hp	[r.p.m]			[Nm]	[N]				
15 20	32	44,135	1,75	4278	46600	İRKM İRKFM 123 / 160 L 4a		437 438	400 434
	35	39,597	1,90	3911	46100				
	41	33,897	2,10	3339	45600				
	46	30,128	2,40	2976	45000				
	52	26,917	2,70	2633	44400				
	58	24,150	2,90	2360	44100				
	64	21,739	3,30	2139	43700				
	67	20,829	3,30	2043	43500				
	75	18,513	3,70	1825	43000				
	31	45,72	0,92	4416	25800				
	34	40,87	1,02	4026	25800				
	38	36,95	1,12	3603	25800				
	42	33,53	1,22	3260	25800				
	46	30,65	1,41	2976	25800				
	51	27,58	1,57	2684	25600	İRKM İRKFM 103 / 160 L 4a		435 436	258 278
	56	24,93	1,73	2445	25450				
	62	22,63	1,89	2208	25150				
	68	20,60	2,10	2013	25150				
	74	18,81	2,30	1850	24950				
	79	17,80	2,40	1733	24700				
	87	16,01	2,50	1574	24550				
	97	14,48	2,60	1411	24100				
	106	13,14	2,80	1292	23700				
	117	11,96	3,30	1170	23550				
	128	10,92	3,50	1070	23450				
	140	9,99	3,50	978	23300				
	153	9,16	3,50	895	23150				
	181	7,72	3,70	756	23150				
197	7,10	3,80	695	23150					
214	6,53	3,90	640	23150					
	58	24,29	1,08	2360	14400	İRKM İRKFM 93 / 160 L 4a		433 434	207 220
	64	22,05	1,18	2139	14600				
	67	20,80	1,20	2043	14500				
	75	18,67	1,25	1825	14300				
	82	16,83	1,30	1670	14150				
	92	15,23	1,35	1488	14050				
	101	13,82	1,45	1355	14000				
	111	12,57	1,61	1233	13850				
	122	11,46	1,68	1122	13800				
	134	10,46	1,76	1022	13700				
	146	9,56	1,83	938	13500				
	152	9,19	1,83	901	13500				
	167	8,38	1,98	820	13150				
	183	7,65	2,00	748	13000				
200	6,99	2,10	684	13000					
18,5 25	15	93,097	1,16	11256	70000	İRKM İRKFM 143 / 180 M 4b		439 440	583 631
	17	81,923	1,31	9932	69500				
	19	72,692	1,50	8886	69150				
	22	64,048	1,66	7675	69000				
	25	56,832	1,82	6754	68400				
	28	50,770	1,98	6030	68000				
31	45,606	2,20	5447	67600					





P ₁	n ₂	i	S _f	M ₂	F _{Q10}		Tip		
GÜÇ	Çıkış Devri	Tahvil	Servis Faktörü	Çıkış Momenti	Rad. Yük		Type		
Power	Output Speeds	Ratio	Service Factor	Output Torque	Over Loads		Typ		
Leistung	Abtriebswelle Drehzahlen	Übersetzung	Betriebsfaktor	Abtriebswelle Drehmomente	Querkräfte				
[kW] Hp	[r.p.m]			[Nm]	[N]				kg
18,5	34	41,154	2,60	4966	66500				
	37	37,889	2,80	4563	65900				
25	42	33,620	3,10	4020	64700	İRKM İRKFM	143 / 180 M 4b	439	583
	47	30,034	3,40	3592	64100			440	631
	52	26,979	3,70	3247	63000				
	58	24,345	4,00	2911	62500				
	18	76,954	0,86	9380	49000			İRKM İRKFM	123 / C160 L 4
20	70,591	0,93	8442	48500	438	444			
	22	62,936	0,99	7675	46000				
	25	55,579	1,13	6754	45500				
	28	49,400	1,25	6030	45000				
	32	44,135	1,42	5276	44600				
	35	39,597	1,54	4824	44100				
	41	33,897	1,70	4118	43600				
	46	30,128	1,95	3671	43000	İRKM İRKFM	123 / 180 M 4b	437	420
	52	26,917	2,20	3247	42400			438	454
	58	24,150	2,30	2911	42100				
	64	21,739	2,70	2638	41700				
	67	20,829	2,70	2520	41500				
	75	18,513	3,00	2251	41000				
	84	16,540	3,40	2010	41000				
	94	14,840	3,80	1796	40300				
	105	13,358	4,20	1608	40100				
	34	40,87	0,83	4966	23150				
	38	36,95	0,91	4443	23150				
	42	33,53	0,99	4020	23150				
	51	27,58	1,27	3311	23150				
	56	24,93	1,41	3015	23000				
	62	22,63	1,53	2723	22900				
	68	20,60	1,68	2483	22900				
	74	18,81	1,86	2282	22800				
	79	17,80	1,95	2137	22700	İRKM İRKFM	103 / 180 M 4b	435	280
	87	16,01	2,00	1941	22600			436	300
	97	14,48	2,10	1741	22450				
	106	13,14	2,30	1593	22250				
	117	11,96	2,60	1443	22050				
	128	10,92	2,80	1319	21950				
	140	9,99	2,80	1206	21900				
	153	9,16	2,90	1104	21800				
	181	7,72	3,00	933	21650				
	197	7,10	3,10	857	21550				
	214	6,63	3,20	789	21500				
	67	20,80	0,97	2520	13150	İRKM İRKFM	93 / C160 L 4	433	229
	75	18,67	1,01	2251	13150			434	242
	82	16,83	1,05	2059	13150				
	92	15,23	1,09	1835	13150				
	101	13,82	1,17	1672	13100	İRKM İRKFM	93 / 180 M 4b	433	229
	111	12,57	1,31	1521	13050			434	242
	122	11,46	1,36	1384	13000				
	134	10,46	1,43	1260	13000				
	146	9,56	1,49	1156	12850				





P ₁	n ₂	i	S _f	M ₂	F _{Q10}	Tip								
GÜÇ	Çıkış Devri	Tahvil	Servis Faktörü	Çıkış Momenti	Rad. Yük	Type								
Power	Output Speeds	Ratio	Service Factor	Output Torque	Over Loads	Typ								
Leistung	Abtriebswelle Drehzahlen	Übersetzung	Betriebsfaktor	Abtriebswelle Drehmomente	Querkräfte			kg						
[kW] Hp	[r.p.m]			[Nm]	[N]									
18,5 25	152	9,19	1,49	1111	12700	İRKM İRKFM 93 / 180 M 4b		433 434	229 242					
	167	8,38	1,60	1011	12650									
	183	7,65	1,66	923	12600									
	200	6,99	1,72	844	12600									
22 30	17	81,923	1,10	11811	67350	İRKM İRKFM 143 / 180 L 4b		439 440	597 645					
	19	72,692	1,26	10568	67000									
	22	64,048	1,40	9127	66850									
	25	56,832	1,53	8031	66250									
	28	50,770	1,67	7171	65850									
	31	45,606	1,84	6477	65450									
	34	41,154	2,20	5905	64350									
	37	37,889	2,30	5427	63750									
	42	33,620	2,60	4781	62550									
	47	30,034	2,90	4272	61950									
	52	26,979	3,20	3861	60850									
	58	24,345	3,30	3462	60350									
	62	22,639	3,60	3238	58800									
	69	20,429	4,30	2910	56500									
		25	55,579	0,95	8031					44000	İRKM İRKFM 123 / 180 L 4b		437 438	445 479
		28	49,400	1,05	7171					43500				
32		44,135	1,19	6275	43000									
35		39,597	1,30	5737	42600									
41		33,897	1,43	4897	42100									
46		30,128	1,64	4365	41600									
52		26,917	1,84	3861	41000									
58		24,150	1,98	3462	40400									
64		21,739	2,20	3137	40100									
67		20,829	2,20	2997	39700									
75		18,513	2,50	2677	39500									
84		16,540	2,80	2390	39000									
94		14,840	3,20	2136	39000									
105		13,358	3,50	1912	38300									
116		12,056	3,60	1731	38100									
128		10,904	3,70	1569	37700									
142	9,875	3,70	1414	37300										
156	8,952	3,70	1287	37000										
172	8,120	3,80	1167	36400										
	42	33,53	0,84	4781	20900	İRKM İRKFM 103 / 180 L 4b		435 436	294 314					
	62	22,63	1,29	3238	20900									
	68	20,60	1,42	2953	20900									
	74	18,81	1,56	2713	20750									
	79	17,80	1,64	2542	20650									
	87	16,01	1,70	2308	20550									
	97	14,48	1,77	2070	20500									
	106	13,14	1,97	1894	20500									
	117	11,96	2,20	1715	19900									
	128	10,92	2,30	1569	19900									
	140	9,99	2,30	1434	19800									
	153	9,16	2,40	1312	19800									
	181	7,72	2,50	1109	19750									
	197	7,10	2,60	1019	19650									
214	6,53	2,70	938	19500										






P ₁	n ₂	i	S _f	M ₂	F _{Q10}	Tip					
GÜÇ	Çıkış Devri	Tahvil	Servis Faktörü	Çıkış Momenti	Rad. Yük	Type					
Power	Output Speeds	Ratio	Service Factor	Output Torque	Over Loads	Typ					
Leistung	Abtriebswelle Drehzahlen	Übersetzung	Betriebsfaktor	Abtriebswelle Drehmomente	Querkräfte			kg			
[kW] Hp	[r.p.m]			[Nm]	[N]						
22 30	82	16,83	0,89	2449	12800	İRKM İRKFM 93 / 180 L 4b	433	243			
	92	15,23	0,92	2182	12800						
	101	13,82	0,99	1988	12800						
	111	12,57	1,10	1809	12800						
	122	11,46	1,15	1646	12800						
	134	10,46	1,20	1498	13300						
	146	9,56	1,25	1375	13200						
	152	9,19	1,25	1321	13100						
	167	8,38	1,35	1202	13050						
	183	7,65	1,40	1097	13000						
200	6,99	1,45	1004	13000							
30 40	22	64,048	1,03	12445	64700	İRKM İRKFM 143 / 200 L 4c	439	629			
	25	56,832	1,12	10952	64100						
	28	50,770	1,22	9779	63700						
	31	45,606	1,35	8832	63300						
	34	41,154	1,60	8053	62200						
	37	37,889	1,72	7400	61600						
	42	33,620	1,91	6519	60400						
	47	30,034	2,10	5826	59800						
	52	26,979	2,30	5265	58700						
	58	24,345	2,50	4721	58200						
	62	22,639	2,70	4416	56650						
	69	20,429	3,10	3968	54350						
	76	18,504	3,70	3603	53500						
	32	44,135	0,87	8556	38100				İRKM İRKFM 123 / 200 L 4c	437	500
	35	39,597	0,95	7823	37600						
	41	33,897	1,05	6678	37000						
46	30,128	1,20	5952	36400							
52	26,917	1,35	5265	36100							
58	24,150	1,45	4721	35700							
64	21,739	1,65	4278	35500							
67	20,829	1,67	4087	35000							
75	18,513	1,85	3651	35000							
84	16,540	2,10	3260	34300							
94	14,840	2,30	2913	34100							
105	13,358	2,60	2608	33700							
116	12,056	2,70	2360	33300							
128	10,904	2,70	2139	33000							
142	9,875	2,70	1928	32400							
156	8,952	2,70	1755	32000							
172	8,120	2,80	1592	31150							
97	14,48	1,30	2821	17250	İRKM İRKFM 103 / 200 L 4c	435	326				
106	13,14	1,40	2581	17200							
117	11,96	1,65	2339	17200							
128	10,92	1,75	2138	17100							
140	9,99	1,75	1954	17000							
153	9,16	1,78	1788	17000							
181	7,72	1,85	1512	17000							
197	7,10	1,91	1389	16900							
214	6,53	1,97	1279	16800							
37	34	41,154	1,30	9932	58550	İRKM İRKFM 143 / 225 S 4a	439	745			
	37	37,889	1,40	9127	57950				440	793	



P ₁	n ₂	i	S _f	M ₂	F _{Q10}	Tip						
GÜÇ	Çıkış Devri	Tahvil	Servis Faktörü	Çıkış Momenti	Rad. Yük	Type						
Power	Output Speeds	Ratio	Service Factor	Output Torque	Over Loads	Typ						
Leistung	Abtriebswelle Drehzahlen	Übersetzung	Betriebsfaktor	Abtriebswelle Drehmomente	Querkräfte			kg				
[kW] Hp	[r.p.m]			[Nm]	[N]							
37 50	42	33,620	1,55	8040	56750	İRKM İRKFM 143 / 225 S 4a	439	745				
	47	30,034	1,69	7185	56150							
	52	26,979	1,87	6494	55050							
	58	24,345	1,98	5822	54550							
	62	22,639	2,10	5447	53000							
	69	20,429	2,60	4894	50700							
	76	18,504	3,00	4443	49850							
	83	16,813	3,50	4069	49400							
	91	15,315	3,80	3711	48750							
	100	13,979	3,70	3377	48000							
	106	13,157	3,80	3186	47150							
	117	11,917	3,80	2886	46600							
	129	10,828	3,80	2618	45650							
	142	9,863	3,80	2378	44880							
	156	9,002	3,90	2165	44000							
	170	8,230	3,90	1986	43250							
	186	7,533	3,90	1816	42300							
203	6,901	3,90	1663	41120								
	41	33,897	0,85	8236	34400	İRKM İRKFM 123 / 225 S 4a	437	535				
	46	30,128	0,97	7341	34100							
	52	26,917	1,09	6494	33700							
	58	24,150	1,18	5822	33500							
	64	21,739	1,34	5276	33000							
	67	20,829	1,35	5040	32300							
	75	18,513	1,50	4502	32100							
	84	16,540	1,70	4020	31700							
	94	14,840	1,90	3592	31300							
	105	13,358	2,10	3216	31000							
	116	12,056	2,20	2911	31000							
	128	10,904	2,20	2638	31000							
	142	9,875	2,20	2378	30400							
	156	8,952	2,20	2165	30000							
	172	8,120	2,30	1963	29150							
	45 60	42	33,620	1,27	9779				54630	İRKM İRKFM 143 / 225 M 4c	439	790
		47	30,034	1,37	8738				54030			
52		26,979	1,54	7898	52930							
58		24,345	1,63	7081	52430							
62		22,639	1,71	6624	50880							
69		20,429	2,10	5952	48580							
76		18,504	2,50	5404	47730							
83		16,813	2,90	4948	47280							
91		15,315	3,10	4513	46630							
100		13,979	3,00	4107	45880							
106		13,157	3,10	3875	45570							
117		11,917	3,10	3510	45480							
129		10,828	3,10	3184	44530							
142		9,863	3,10	2892	43760							
156		9,002	3,20	2633	42880							
170		8,230	3,20	2416	42130							
186		7,533	3,20	2208	41180							
203	6,901	3,20	2023	40000								
	52	26,917	0,90	7898	32200	İRKM İRKFM 123 / 225 M 4c	437	580				
	58	24,150	0,97	7081	32000				438	614		

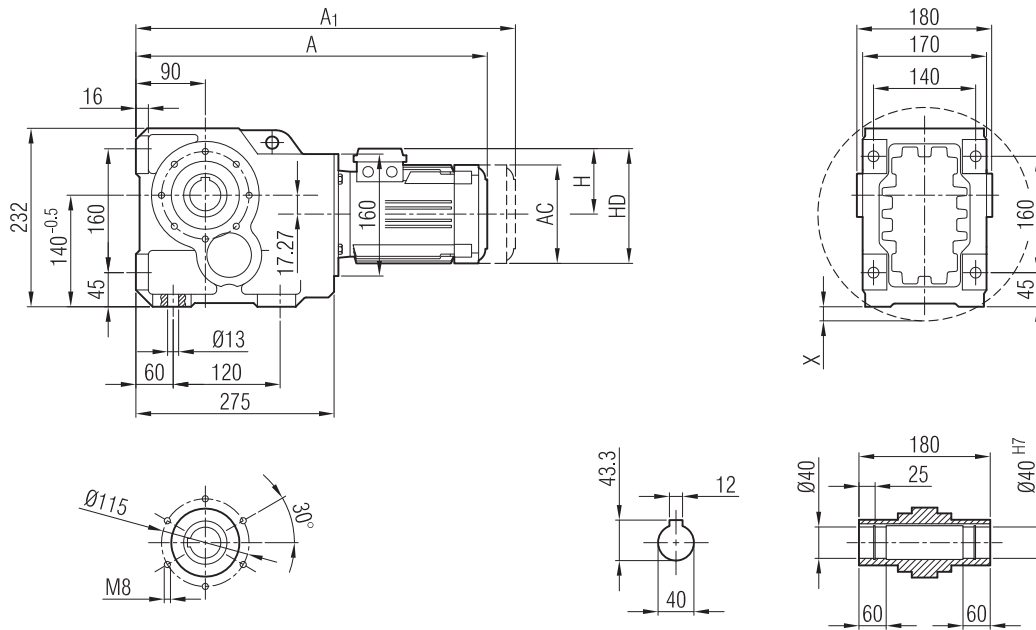


P ₁	n ₂	i	S _f	M ₂	F _{Q10}	Tip		
GÜÇ	Çıkış Devri	Tahvil	Servis Faktörü	Çıkış Momenti	Rad. Yük	Type		
Power	Output Speeds	Ratio	Service Factor	Output Torque	Over Loads	Typ		
Leistung	Abtriebswelle Drehzahlen	Übersetzung	Betriebsfaktor	Abtriebswelle Drehmomente	Querkräfte			kg
[kW] Hp	[r.p.m]			[Nm]	[N]			
45 60	64	21,739	1,10	6417	31500	İRKM İRKFM 123 / 225 M 4c	437	580
	67	20,829	1,11	6130	30800			
	75	18,513	1,23	5476	30600			
	84	16,540	1,40	4889	30200			
	94	14,840	1,56	4369	29800			
	105	13,358	1,73	3911	29500			
	116	12,056	1,77	3541	28900			
	128	10,904	1,81	3209	28500			
	142	9,875	1,81	2892	27650			
	156	8,952	1,81	2633	27200			
172	8,120	1,85	2388	26700				
55 75	52	26,979	1,26	9653	52000	İRKM İRKFM 143 / C225 M 4	439	830
	62	22,639	1,45	8096	50000			
	58	24,345	1,34	8655	51510			
	69	20,429	1,72	7275	47660			
	76	18,504	2,00	6605	46810			
	83	16,813	2,40	6048	46360			
	91	15,315	2,60	5516	45710			
	100	13,979	2,50	5020	44960			
	106	13,157	2,60	4736	44650			
	117	11,917	2,60	4290	44560			
129	10,828	2,60	3891	43610				
142	9,863	2,60	3535	42840				
156	9,002	2,60	3218	41960				
170	8,230	2,60	2953	41210				
186	7,533	2,60	2699	40260				
203	6,901	2,60	2473	39080				
75 100	69	20,429	1,26	9920	47660	İRKM İRKFM 143 / 280 S 4	439	1000
	76	18,504	1,48	9007	46810			
	83	16,813	1,74	8247	46360			
	91	15,315	1,88	7522	45710			
	100	13,979	1,82	6845	44960			
	106	13,157	1,88	6458	44650			
	117	11,917	1,88	5850	44560			
	129	10,828	1,88	5306	43610			
	142	9,863	1,88	4820	42840			
	156	9,002	1,92	4388	41960			
170	8,230	1,92	4026	41210				
186	7,533	1,92	3680	40260				
203	6,901	1,92	3372	39080				
90 120	83	16,813	1,45	9896	43870	İRKM İRKFM 143 / 280 M 4	439	1080
	91	15,315	1,56	9026	43220			
	100	13,979	1,52	8214	42470			
	106	13,157	1,56	7749	42160			
	117	11,917	1,56	7021	42070			
	129	10,828	1,56	6367	41120			
	142	9,863	1,56	5785	40350			
	156	9,002	1,60	5265	39470			
	170	8,230	1,60	4832	38720			
	186	7,533	1,60	4416	37770			
203	6,901	1,60	4046	36590				

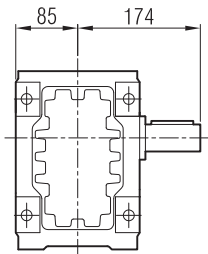




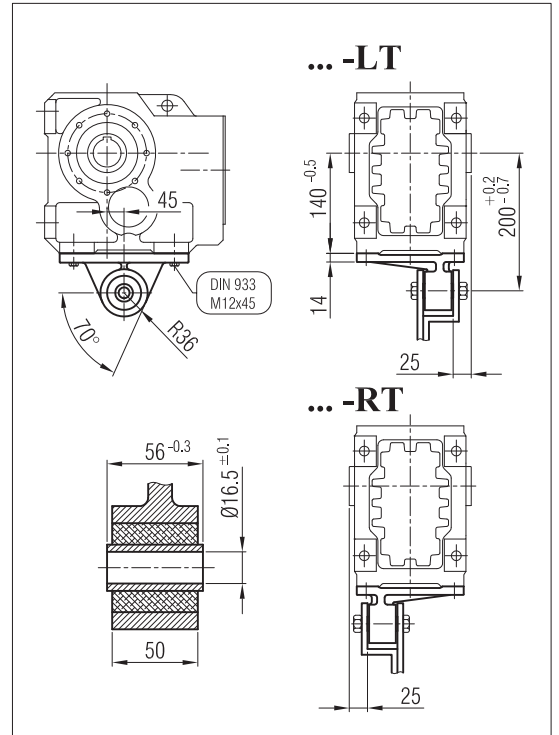
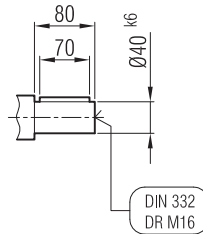
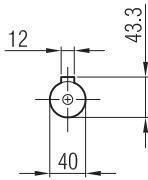
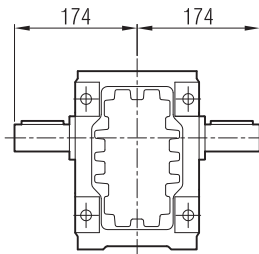
İRKM 73



... -01



... -02



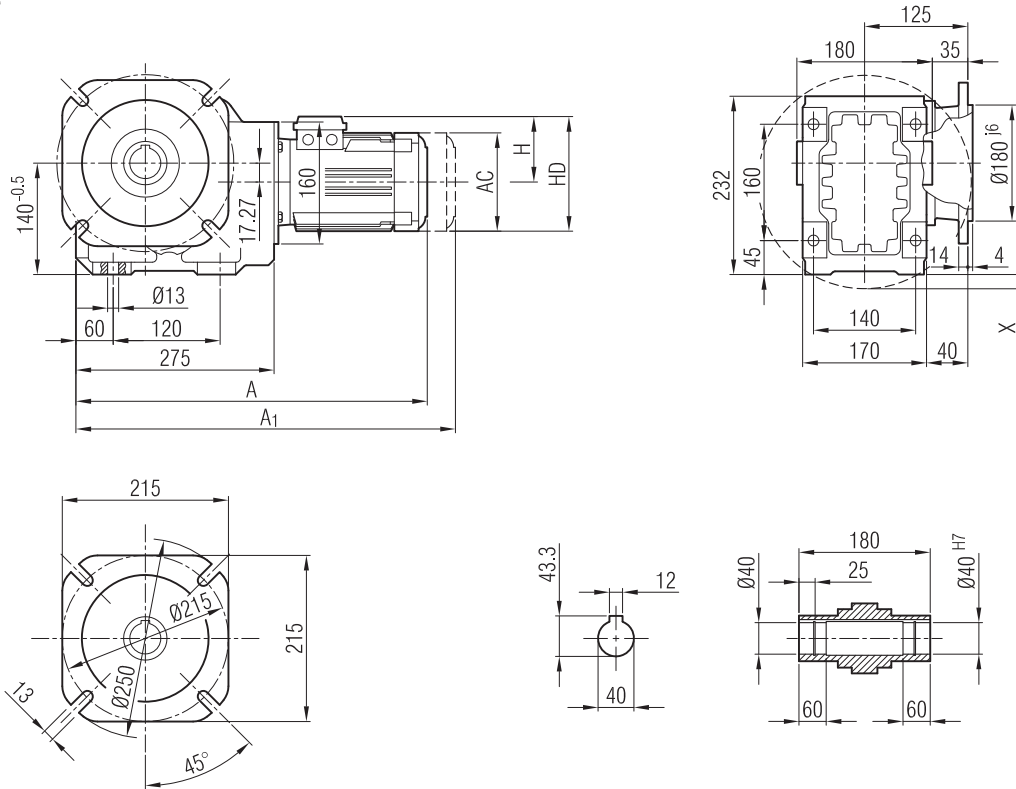
	56	63	71	80	90 S	90 L	100	112	132 S						
A		508	487	517	541	566	608	629	729						
A ₁		565	548	578	600	620	671	709	-						
H		99	111	118	132	132	141	149	182						
HD		162	182	198	222	222	241	261	314						
AC		123	138	158	193	193	217	232	279						
X		-	-	-	-	-	-	-	27.5						

"A₁" Ölçüsü Frenli Motorlar içindir.
Dimension "A₁" is for motors with brake
Maß "A₁" ist für Motoren mit Bremse

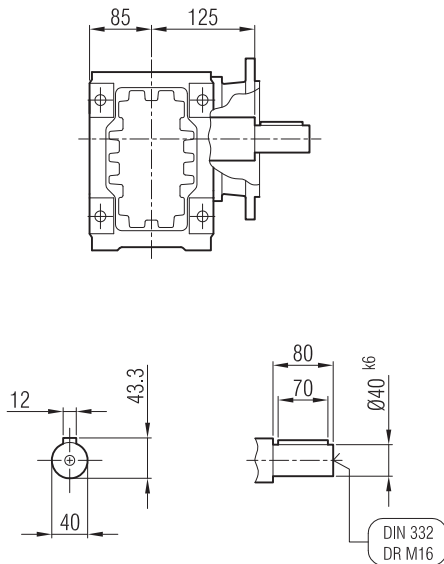




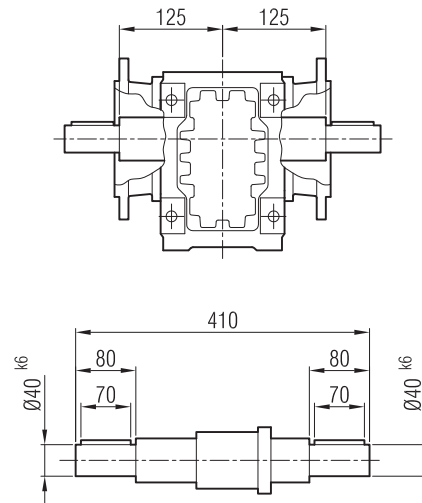
İRKFEM 73



... -01



... -02



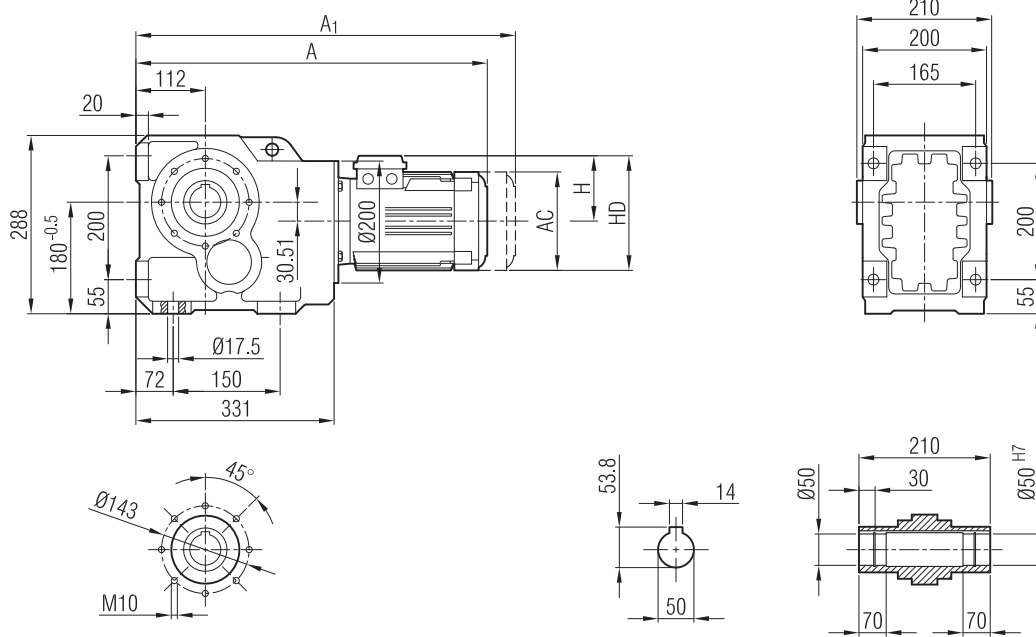
	56	63	71	80	90 S	90 L	100	112	132 S						
A		508	487	517	541	566	608	629	729						
A ₁		565	548	578	600	620	671	709	-						
H		99	111	118	132	132	141	149	182						
HD		162	182	198	222	222	241	261	314						
AC		123	138	158	193	193	217	232	279						
X		-	-	-	-	-	-	-	27.5						

"A₁" Ölçüsü Frenli Motorlar içindir.
Dimension "A₁" is for motors with brake
Maß "A₁" ist für Motoren mit Bremse

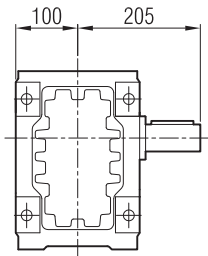




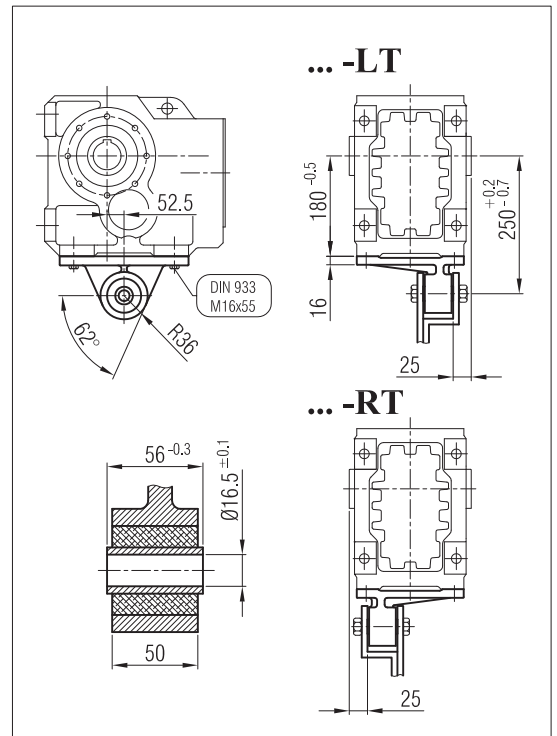
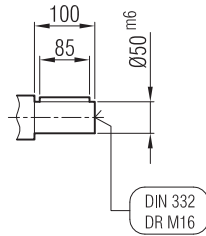
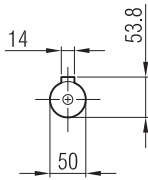
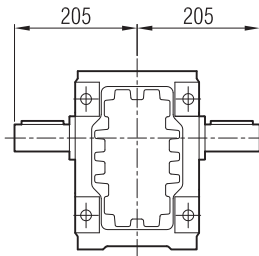
İRMK 83



... -01



... -02



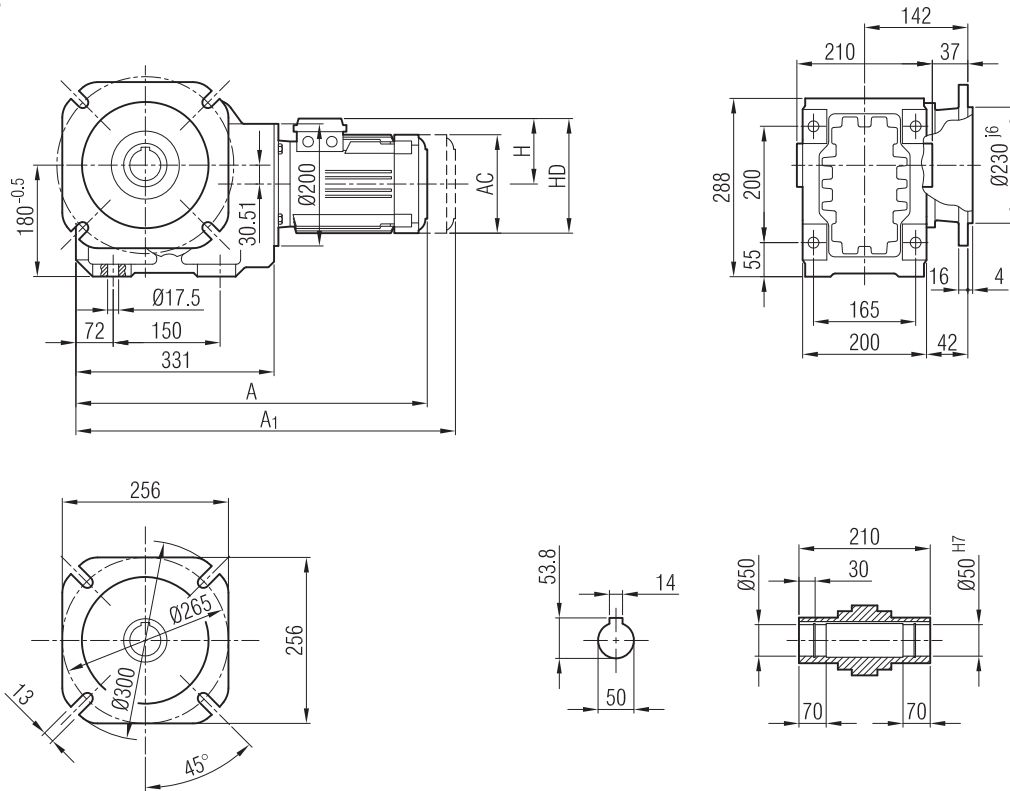
	56	63	71	80	90 S	90 L	100	112	132 S	132 M					
A			534	565	589	614	656	675	721	767					
A ₁			607	648	674	699	758	800	863	909					
H			111	118	132	132	141	149	182	182					
HD			182	198	222	222	241	261	314	314					
AC			138	158	193	193	217	232	279	279					

"A₁" Ölçüsü Frenli Motorlar içindir.
Dimension "A₁" is for motors with brake
Maß "A₁" ist für Motoren mit Bremse

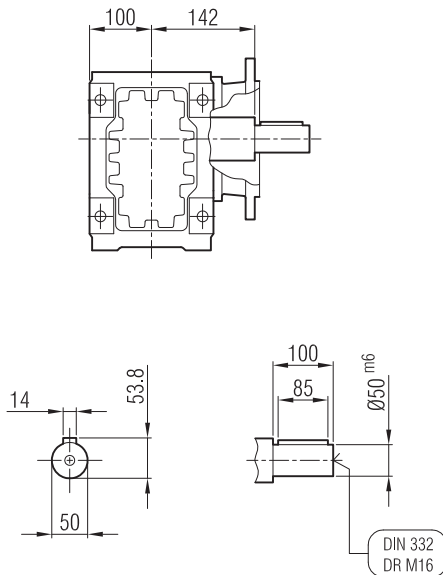




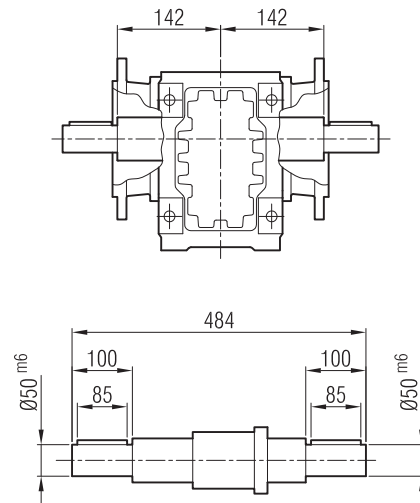
İRKFM 83



... -01



... -02



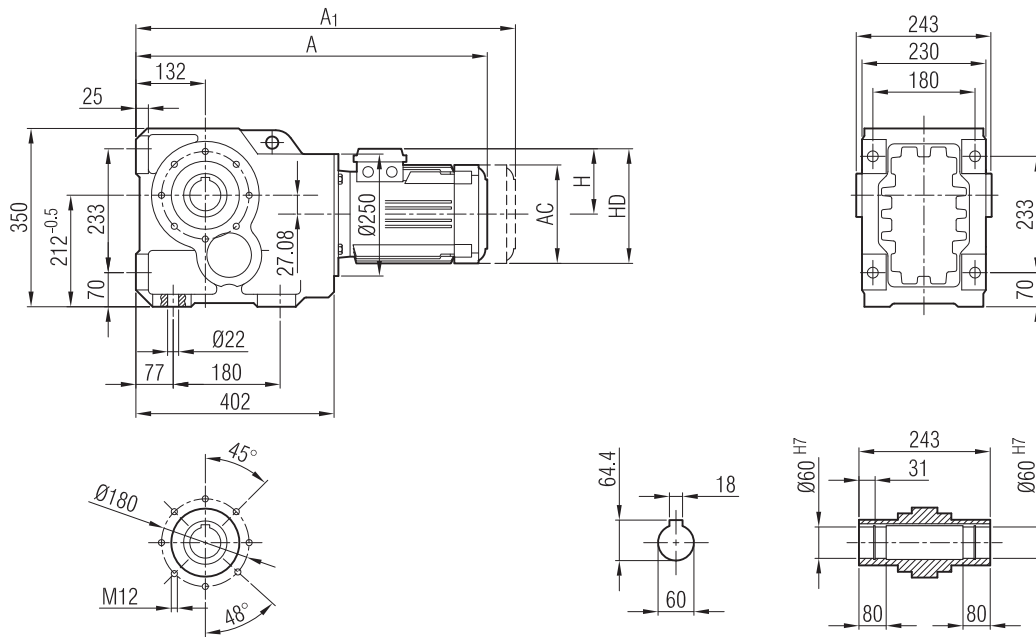
	56	63	71	80	90 S	90 L	100	112	132 S	132 M					
A			534	565	589	614	656	675	721	767					
A ₁			607	648	674	699	758	800	863	909					
H			111	118	132	132	141	149	182	182					
HD			182	198	222	222	241	261	314	314					
AC			138	158	193	193	217	232	279	279					

"A₁" Ölçüsü Frenli Motorlar içindir.
Dimension "A₁" is for motors with brake
Maß "A₁" ist für Motoren mit Bremse

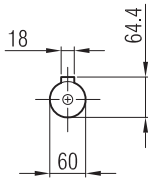
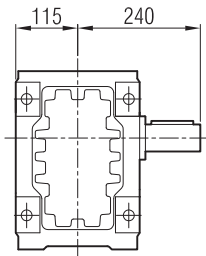




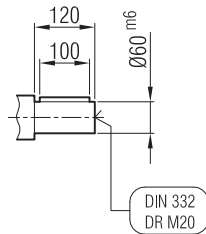
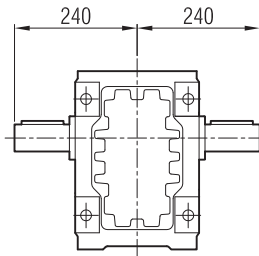
İRKM 93



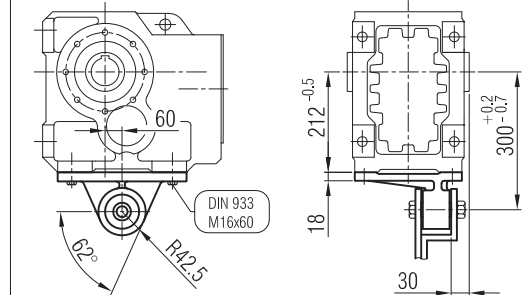
... -01



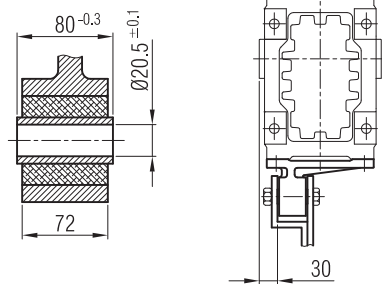
... -02



... -LT



... -RT



	56	63	71	80	90 S	90 L	100	112	132 S	132 M	160 M	160 L	180 M	180 L			
A				627	648	673	716	738	789	835	905	944	956	994			
A ₁				710	733	758	818	863	931	977	1095	1134	1151	1189			
H				118	132	132	141	149	182	182	225	225	248	248			
HD				198	222	222	241	261	314	314	385	385	428	428			
AC				158	193	193	217	232	279	279	325	325	370	370			

"A₁" Ölçüsü Frenli Motorlar içindir.

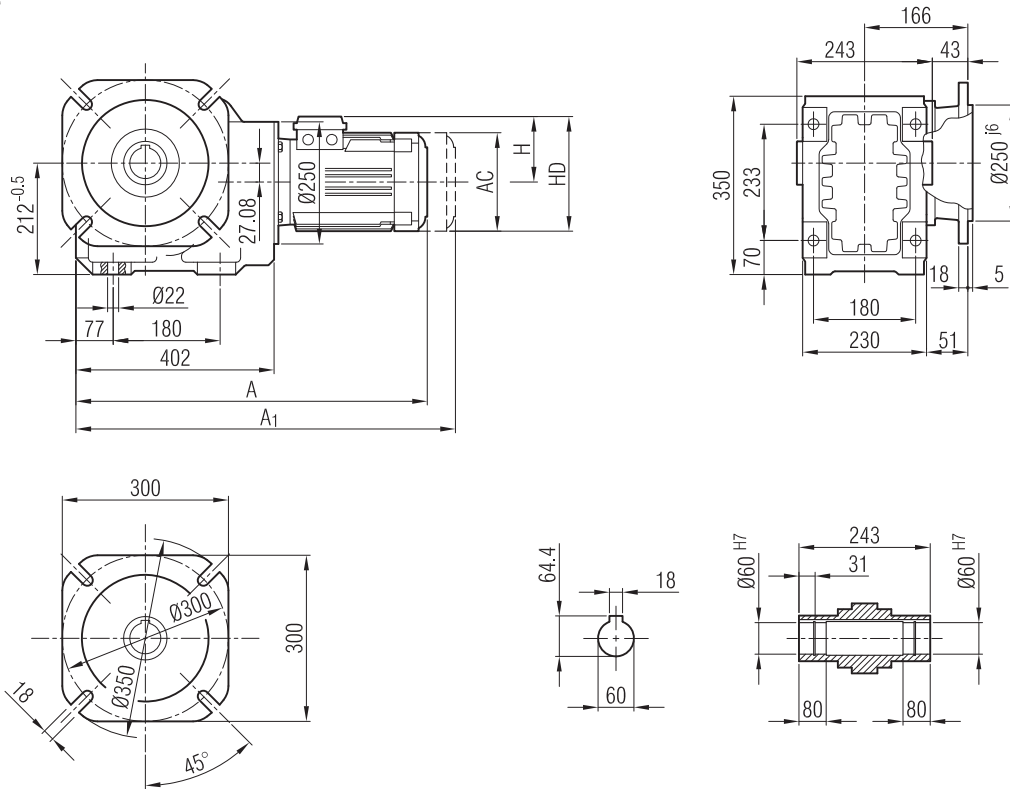
Dimension "A₁" is for motors with brake

Maß "A₁" ist für Motoren mit Bremse

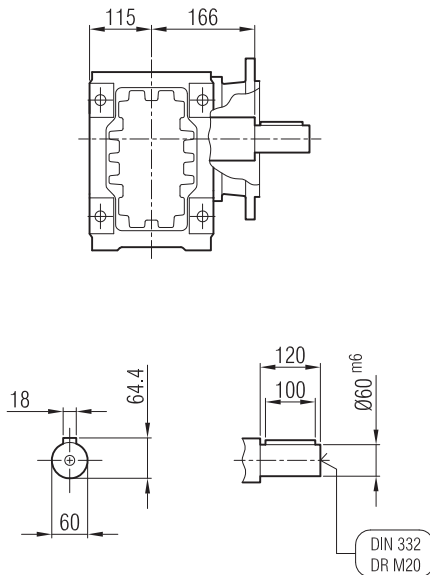




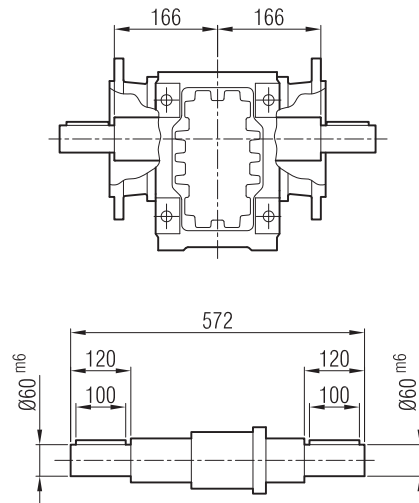
İRKFM 93



... -01



... -02



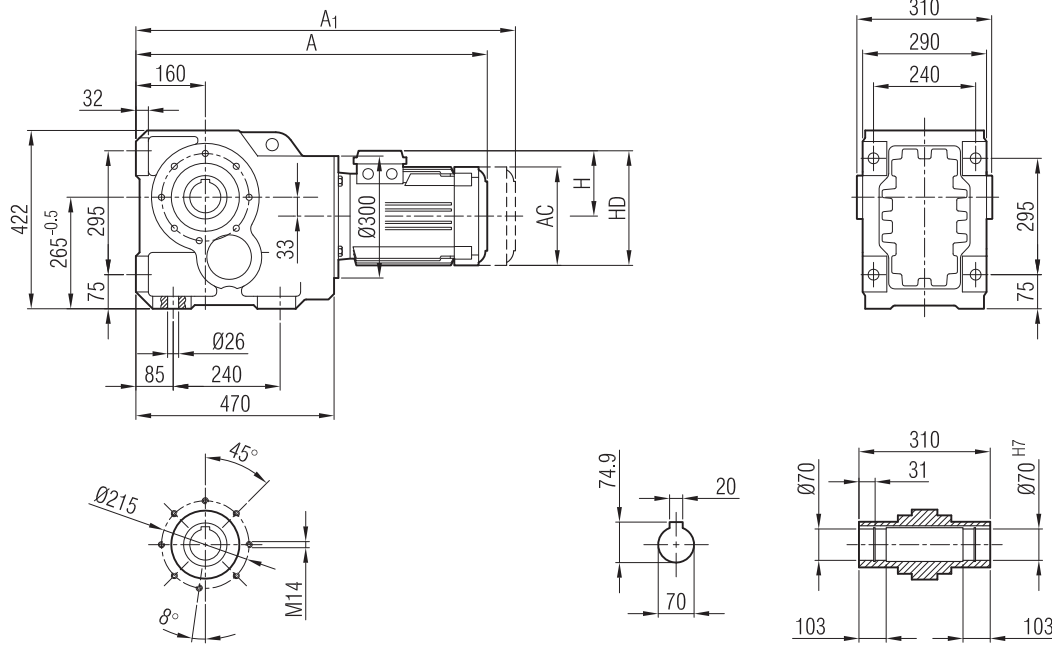
	56	63	71	80	90 S	90 L	100	112	132 S	132 M	160 M	160 L	180 M	180 L			
A				627	648	673	716	738	789	835	905	944	956	994			
A ₁				710	733	758	818	863	931	977	1095	1134	1151	1189			
H				118	132	132	141	149	182	182	225	225	248	248			
HD				198	222	222	241	261	314	314	385	385	428	428			
AC				158	193	193	217	232	279	279	325	325	370	370			

"A₁" Ölçüsü Frenli Motorlar içindir.
Dimension "A₁" is for motors with brake
Maß "A₁" ist für Motoren mit Bremse

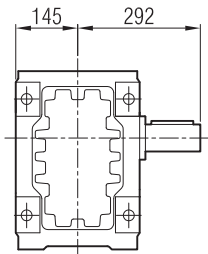




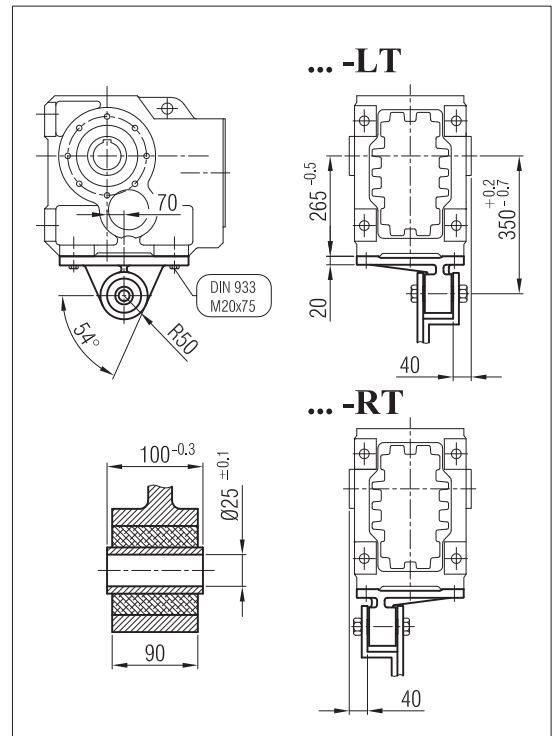
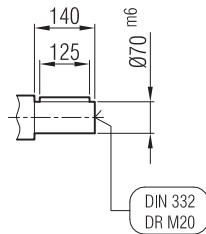
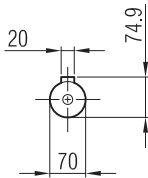
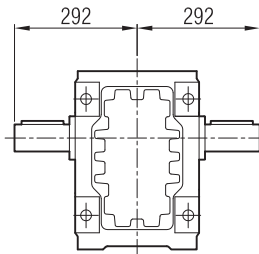
İRMK 103



... -01



... -02



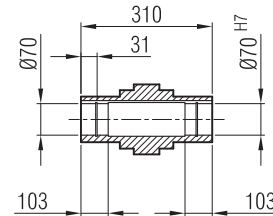
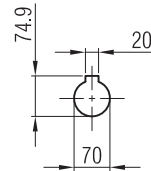
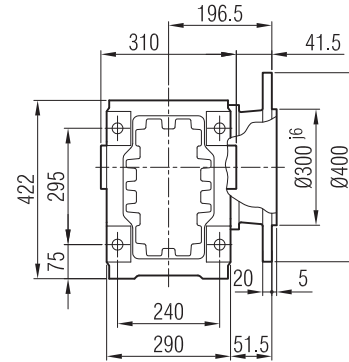
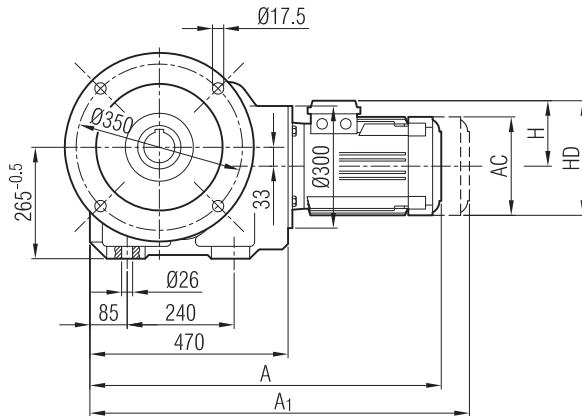
	56	63	71	80	90 S	90 L	100	112	132 S	132 M	160 M	160 L	180 M	180 L	200
A					801	826	772	795	842	888	975	1019	1033	1071	1110
A ₁					886	911	874	920	984	1030	1165	1209	1228	1266	-
H					132	132	141	149	182	182	225	225	248	248	275
HD					222	222	241	261	314	314	385	385	428	428	425
AC					193	193	217	232	279	279	325	325	370	370	415

"A₁" Ölçüsü Frenli Motorlar içindir.
Dimension "A₁" is for motors with brake
Maß "A₁" ist für Motoren mit Bremse

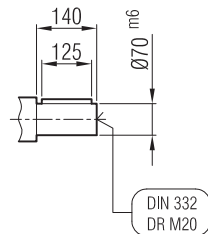
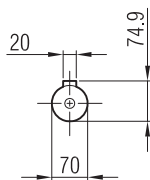
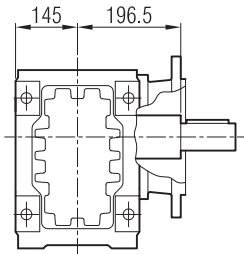




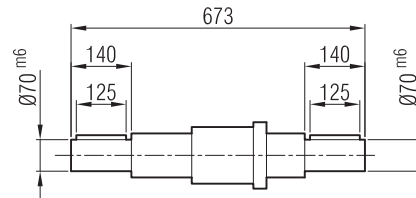
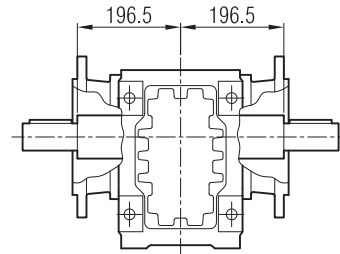
İRKFM 103



... -01



... -02



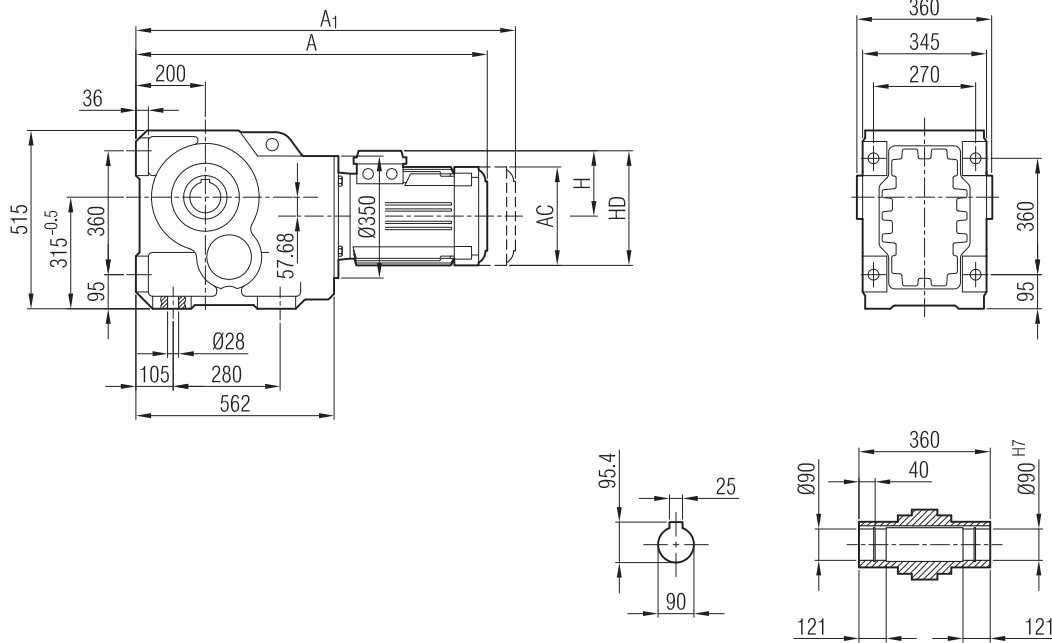
	56	63	71	80	90 S	90 L	100	112	132 S	132 M	160 M	160 L	180 M	180 L	200		
A					801	826	772	795	842	888	975	1019	1033	1071	1110		
A ₁					886	911	874	920	984	1030	1165	1209	1228	1266	-		
H					132	132	141	149	182	182	225	225	248	248	275		
HD					222	222	241	261	314	314	385	385	428	428	425		
AC					193	193	217	232	279	279	325	325	370	370	415		

"A₁" Ölçüsü Frenli Motorlar içindir.
Dimension "A₁" is for motors with brake
Maß "A₁" ist für Motoren mit Bremse

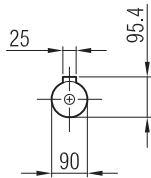
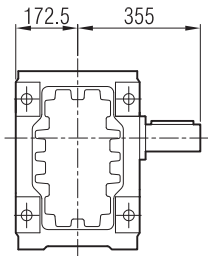




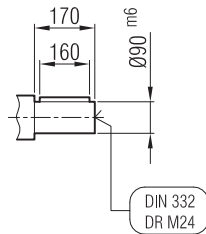
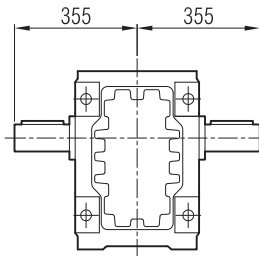
İRKM 123



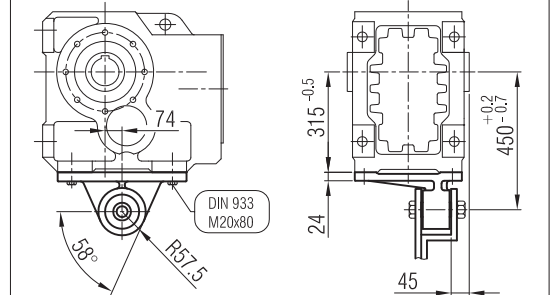
... -01



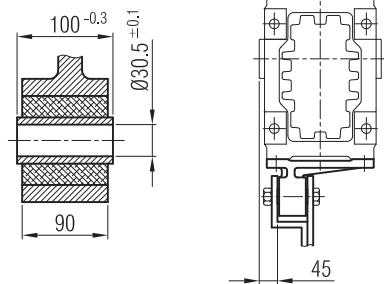
... -02



... -LT



... -RT



	56	63	71	80	90 S	90 L	100	112	132 S	132 M	160 M	160 L	180 M	180 L	200	225 S	225 M
A							864	886	925	971	1055	1085	1114	1152	1204	1234	1236
A ₁							966	1011	1067	1113	1245	1275	1309	1347	-	-	-
H							141	149	182	182	225	225	248	248	275	285	285
HD							241	261	314	314	385	385	428	428	425	510	510
AC							217	232	279	279	325	325	370	370	415	456	456

"A₁" Ölçüsü Frenli Motorlar içindir.

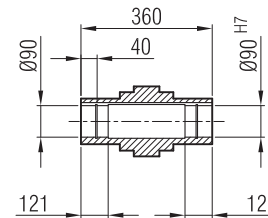
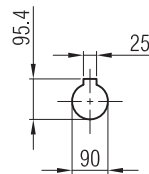
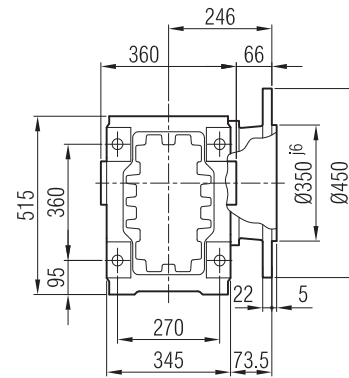
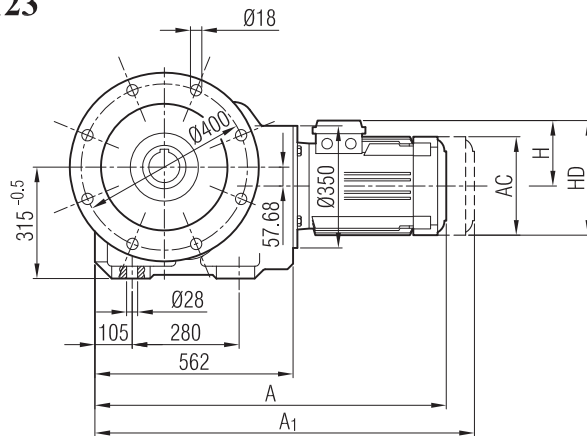
Dimension "A₁" is for motors with brake

Maß "A₁" ist für Motoren mit Bremse

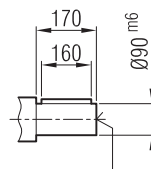
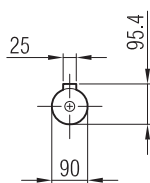
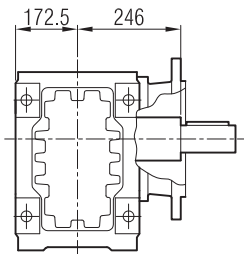




İRKFM 123

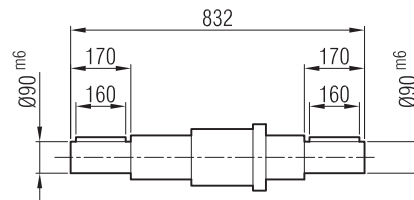
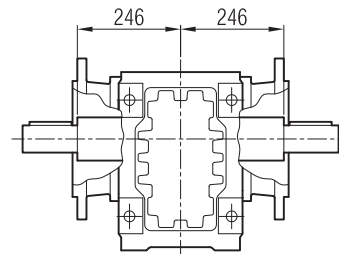


... -01



DIN 332
DR M24

... -02



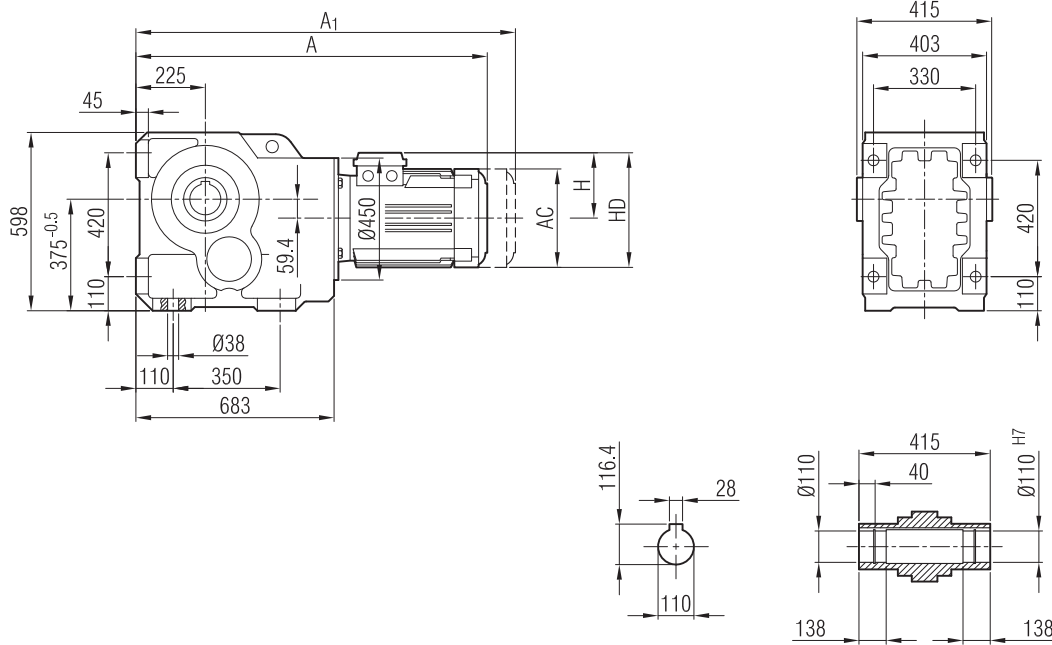
	56	63	71	80	90 S	90 L	100	112	132 S	132 M	160 M	160 L	180 M	180 L	200	225 S	225 M
A							864	886	925	971	1055	1085	1114	1152	1204	1234	1236
A ₁							966	1011	1067	1113	1245	1275	1309	1347	-	-	-
H							141	149	182	182	225	225	248	248	275	285	285
HD							241	261	314	314	385	385	428	428	425	510	510
AC							217	232	279	279	325	325	370	370	415	456	456

"A₁" Ölçüsü Frenli Motorlar içindir.
Dimension "A₁" is for motors with brake
Maß "A₁" ist für Motoren mit Bremse

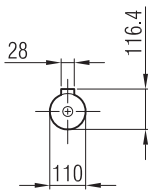
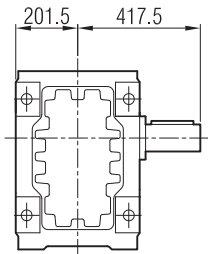




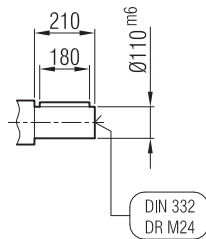
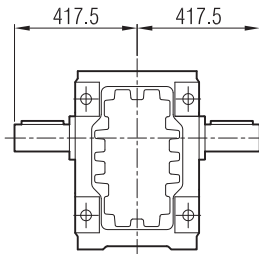
İRKM 143



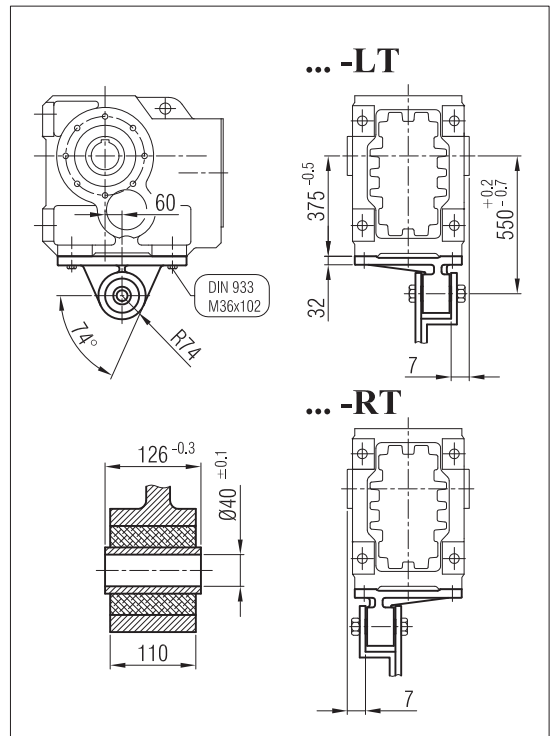
... -01



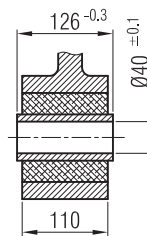
... -02



... -LT



... -RT



	80	90 S	90 L	100	112	132 S	132 M	160 M	160 L	180 M	180 L	200	225 S	225 M	250 M	280 S	280 M
A					1072	1038	1084	1161	1205	1221	1259	1309	1341	1366	1443	1454	1505
A ₁					1197	896	942	971	1015	1026	1064	-	-	-	-	-	-
H					149	182	182	225	225	248	248	275	285	285	322	350	350
HD					261	314	314	385	385	428	428	475	510	510	572	630	630
AC					232	279	279	323	323	370	370	415	456	456	480	544	544

"A₁" Ölçüsü Frenli Motorlar içindir.

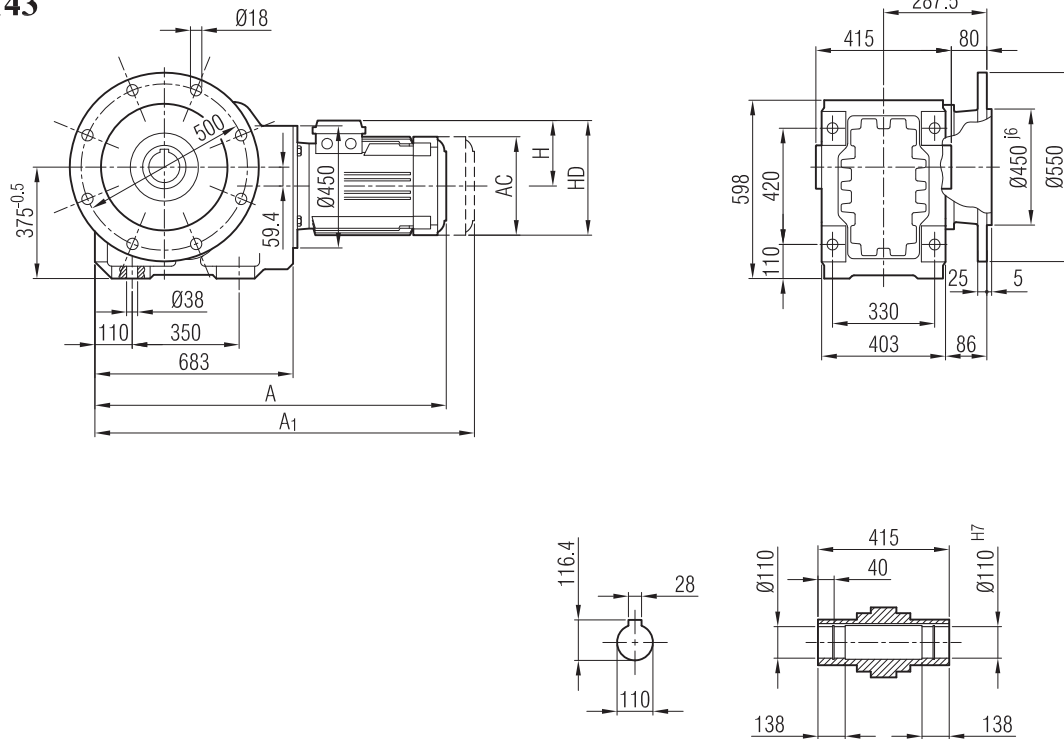
Dimension "A₁" is for motors with brake

Maß "A₁" ist für Motoren mit Bremse

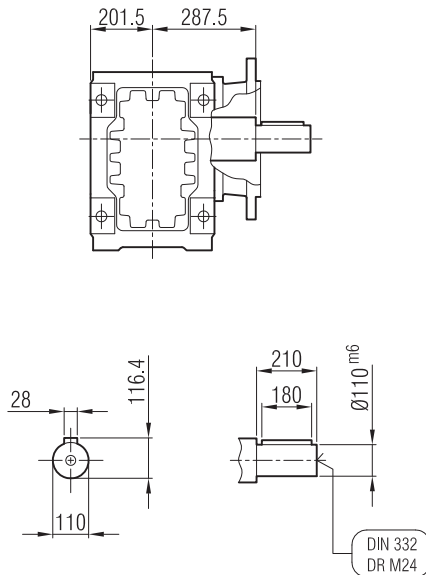




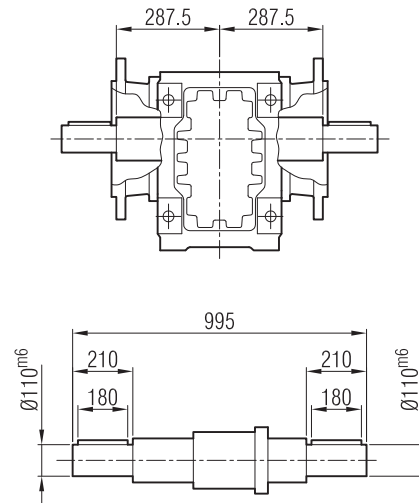
İRKFM 143



... -01



... -02



	80	90 S	90 L	100	112	132 S	132 M	160 M	160 L	180 M	180 L	200	225 S	225 M	250 M	280 S	280 M
A					1072	1038	1084	1161	1205	1221	1259	1309	1341	1366	1443	1454	1505
A ₁					1197	896	942	971	1015	1026	1064	-	-	-	-	-	-
H					149	182	182	225	225	248	248	275	285	285	322	350	350
HD					261	314	314	385	385	428	428	475	510	510	572	630	630
AC					232	279	279	323	323	370	370	415	456	456	480	544	544

"A₁" Ölçüsü Frenli Motorlar içindir.

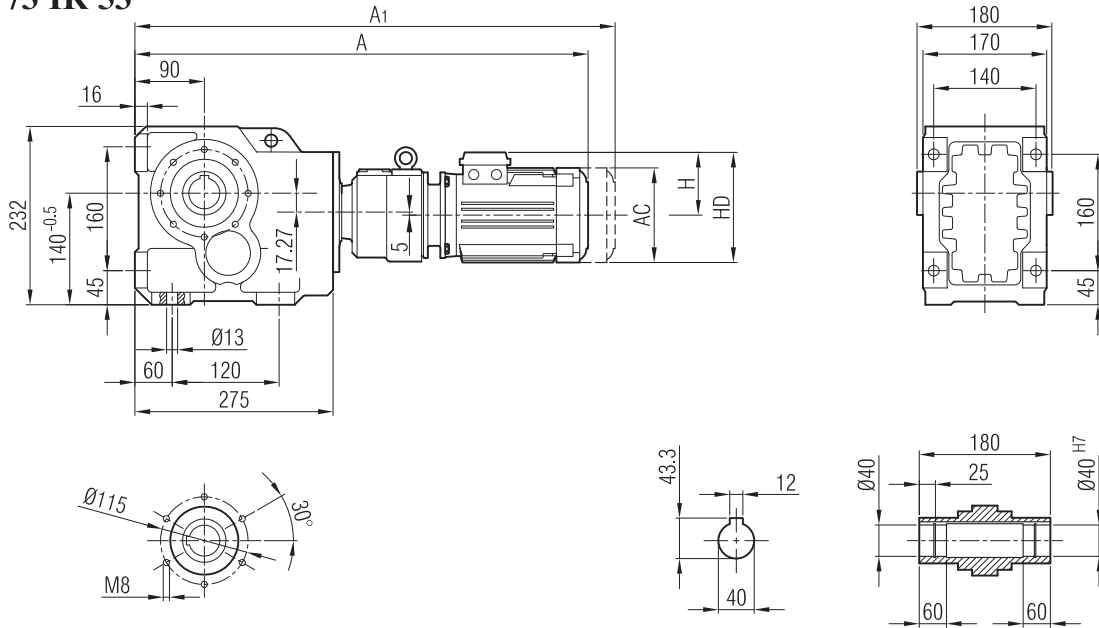
Dimension "A₁" is for motors with brake

Maß "A₁" ist für Motoren mit Bremse

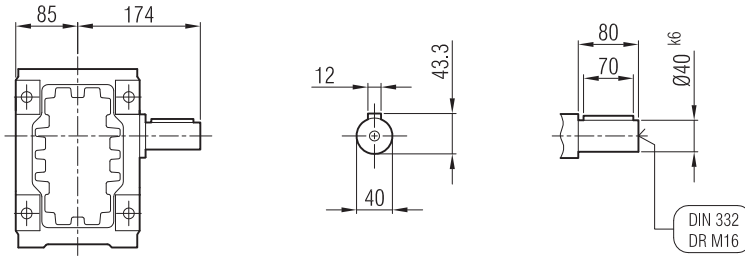




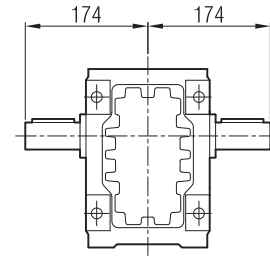
İRKM 73 İR 52
İRKM 73 İR 53



... -01



... -02



	56	63	71	80															
A		670	658	688															
A ₁		728	719	631															
H		99	111	118															
HD		162	182	198															
AC		123	138	158															

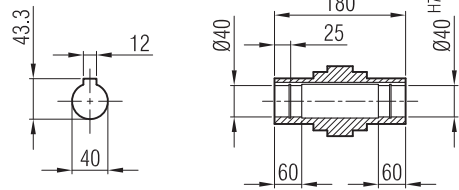
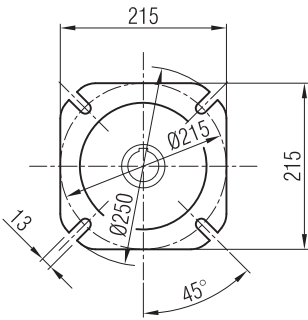
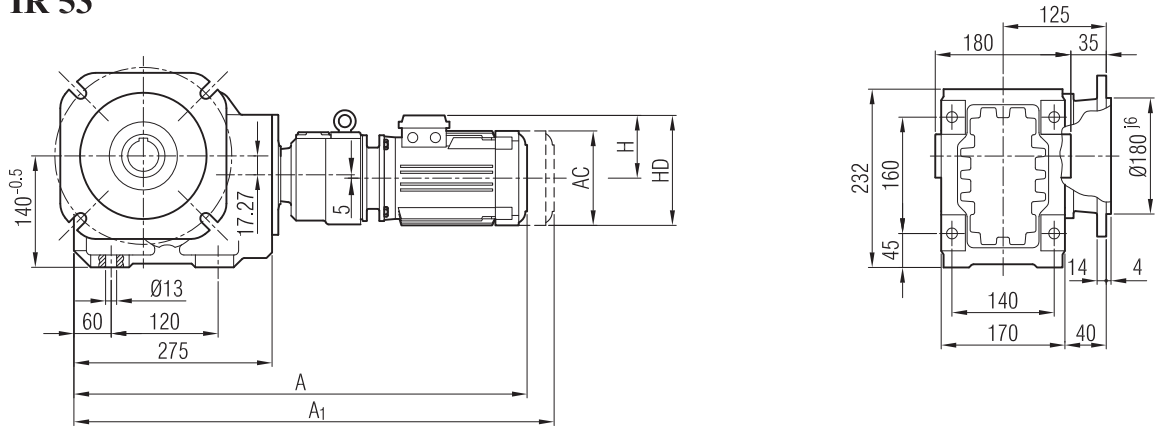
"A₁" Ölçüsü Frenli Motorlar içindir.
 Dimension "A₁" is for motors with brake
 Maß "A₁" ist für Motoren mit Bremse



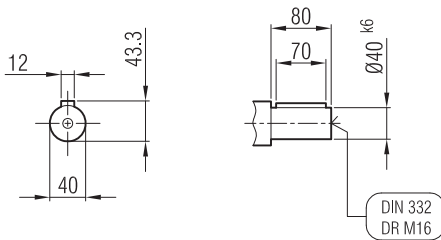
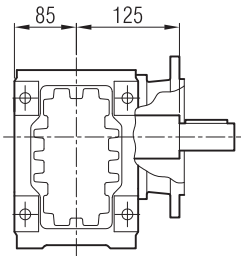


İRKFM 73 İR 52

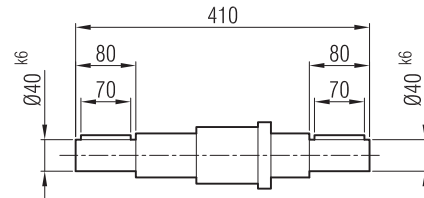
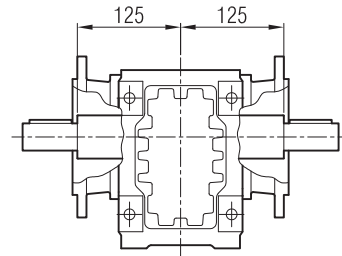
İRKFM 73 İR 53



... -01



... -02



	56	63	71	80										
A		670	658	688										
A ₁		728	719	631										
H		99	111	118										
HD		162	182	198										
AC		123	138	158										

"A₁" Ölçüsü Frenli Motorlar içindir.

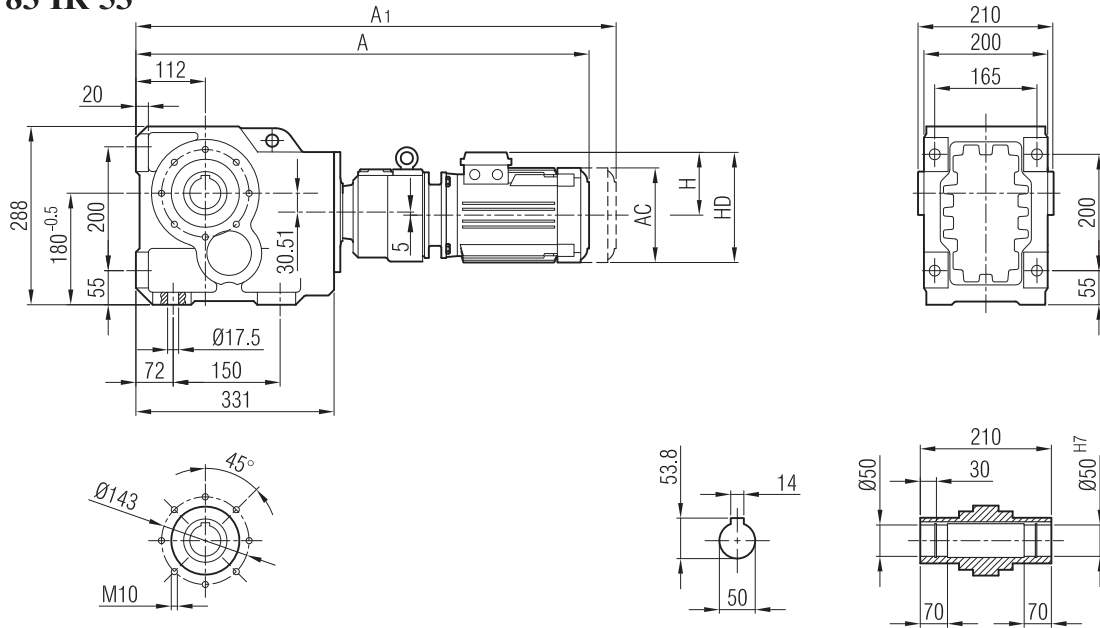
Dimension "A₁" is for motors with brake

Maß "A₁" ist für Motoren mit Bremse

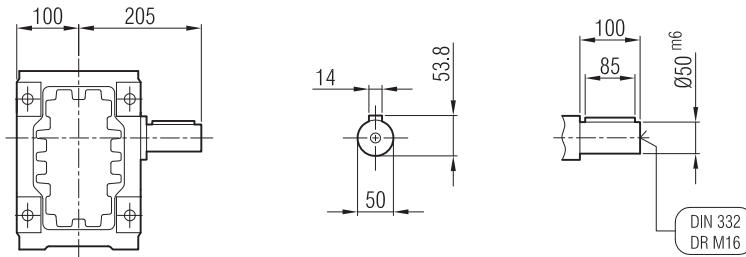




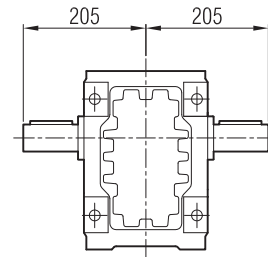
İRKM 83 İR 52
İRKM 83 İR 53



... -01



... -02



	56	63	71	80										
A		726	714	744										
A ₁		784	775	687										
H		99	111	118										
HD		162	182	198										
AC		123	138	158										

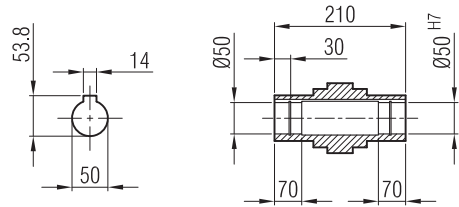
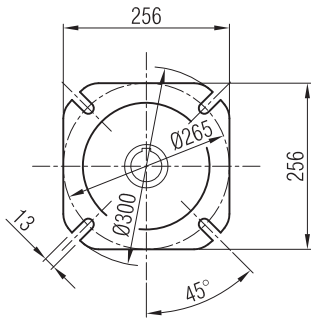
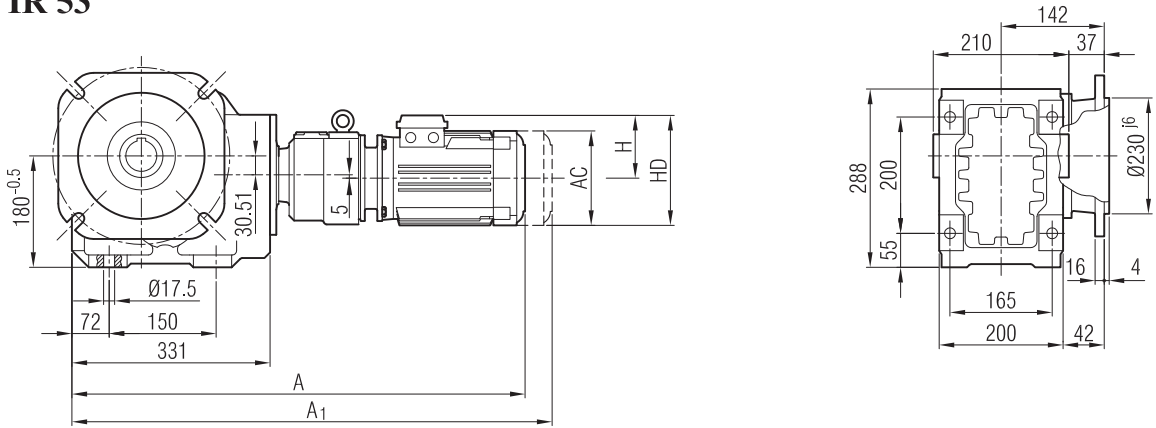
"A₁" Ölçüsü Frenli Motorlar içindir.
 Dimension "A₁" is for motors with brake
 Maß "A₁" ist für Motoren mit Bremse



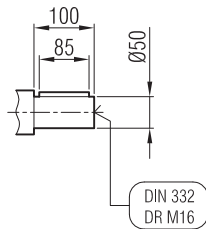
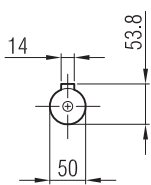
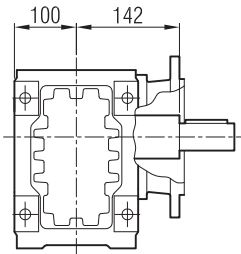


İRKFM 83 İR 52

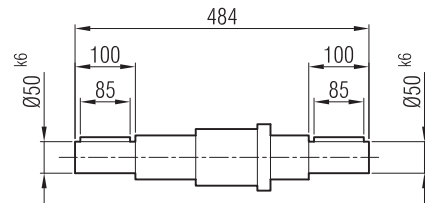
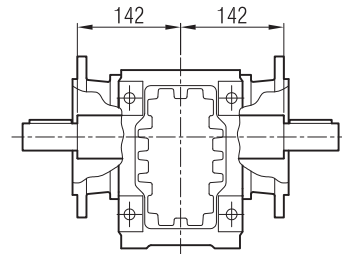
İRKFM 83 İR 53



... -01



... -02



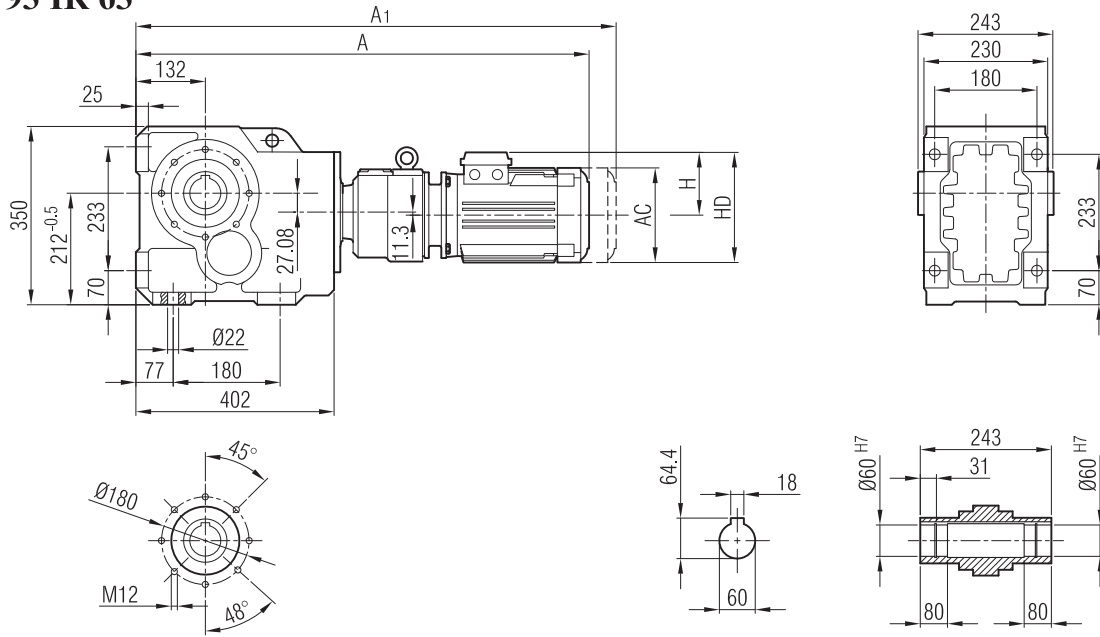
	56	63	71	80										
A		726	714	744										
A ₁		784	775	687										
H		99	111	118										
HD		162	182	198										
AC		123	138	158										

"A₁" Ölçüsü Frenli Motorlar içindir.
Dimension "A₁" is for motors with brake
Maß "A₁" ist für Motoren mit Bremse

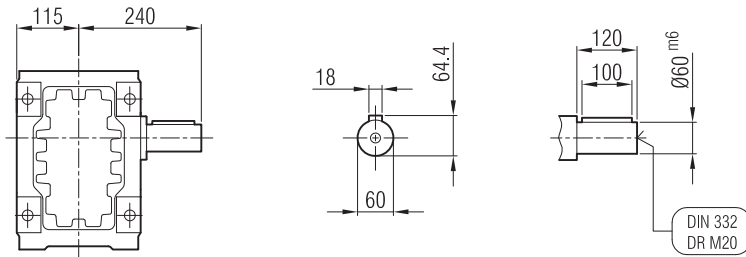




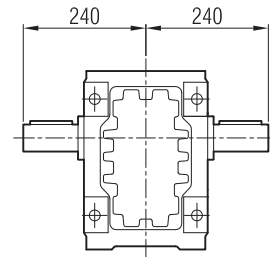
İRKM 93 İR 62
İRKM 93 İR 63



... -01



... -02



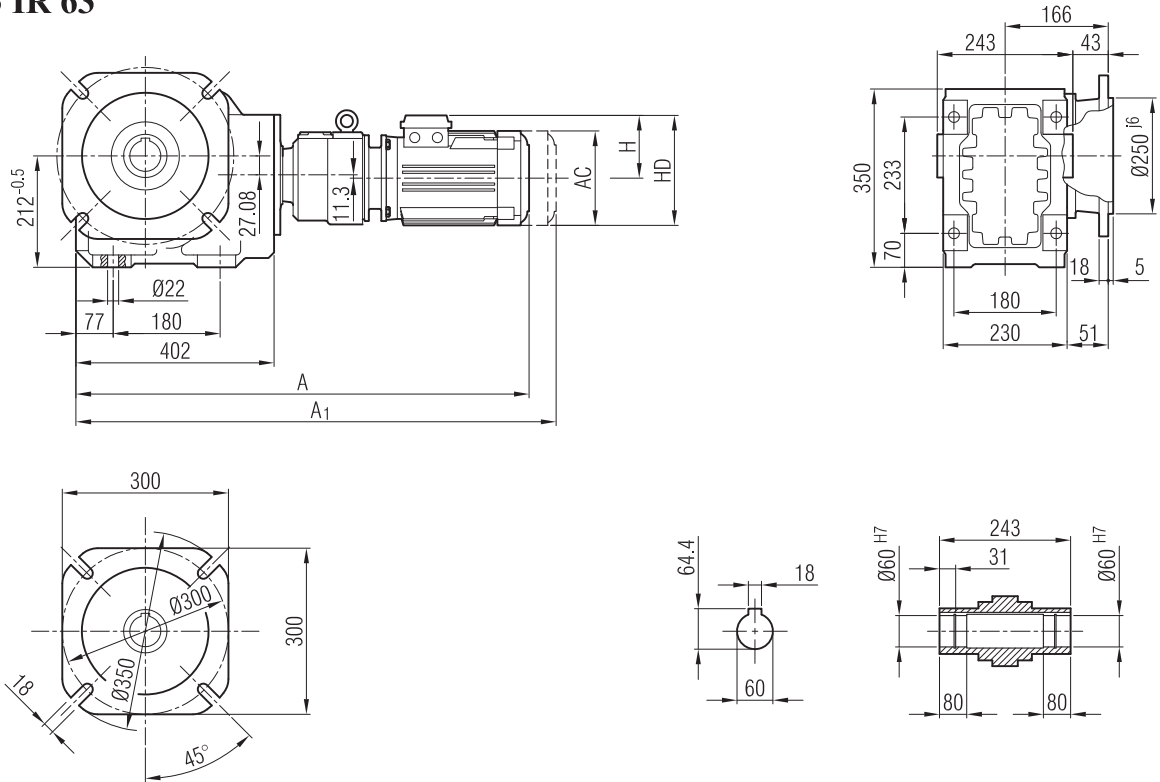
	56	63	71	80	90 S	90 L								
A		834	813	843	857	877								
A ₁		892	874	904	926	946								
H		99	111	118	132	132								
HD		162	182	198	222	222								
AC		123	138	158	193	193								

"A₁" Ölçüsü Frenli Motorlar içindir.
 Dimension "A₁" is for motors with brake
 Maß "A₁" ist für Motoren mit Bremse

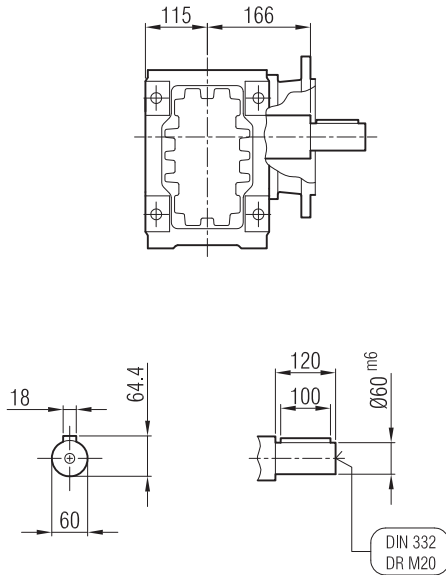




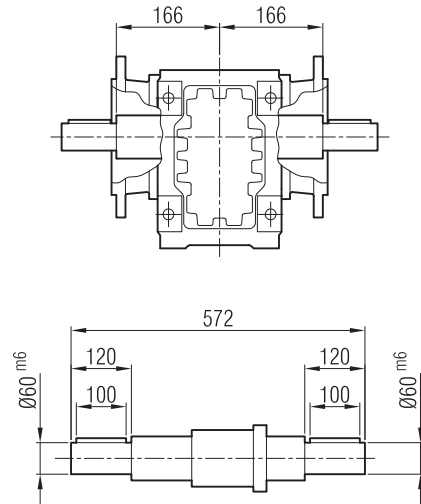
İRKFM 93 İR 62
İRKFM 93 İR 63



... -01



... -02



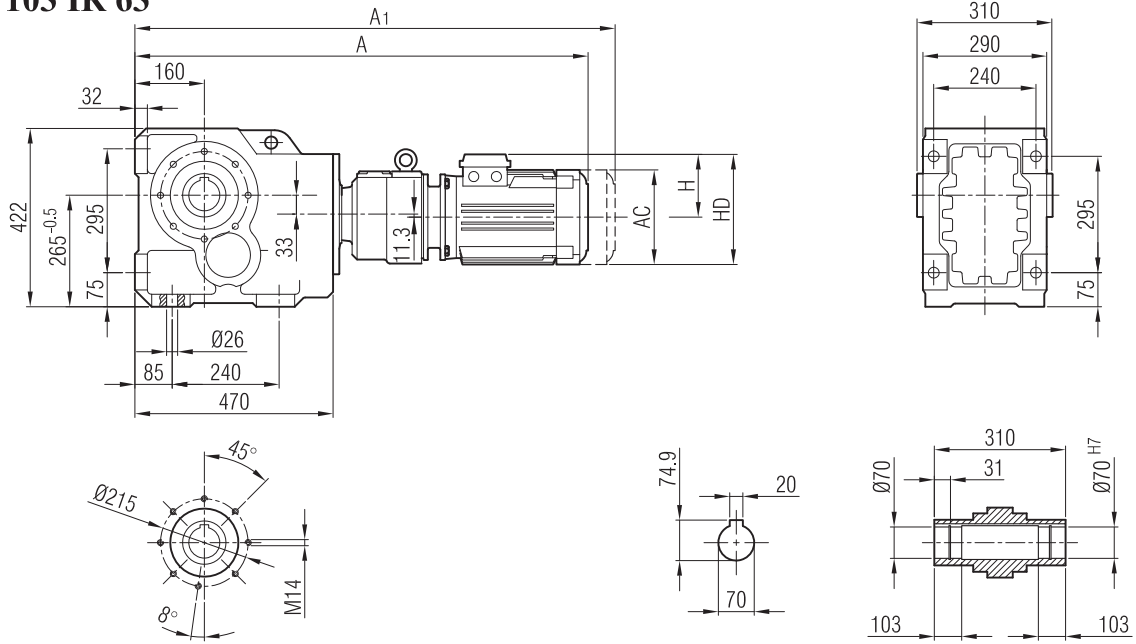
	56	63	71	80	90 S	90 L								
A		834	813	843	857	877								
A ₁		892	874	904	926	946								
H		99	111	118	132	132								
HD		162	182	198	222	222								
AC		123	138	158	193	193								

"A₁" Ölçüsü Frenli Motorlar içindir.
 Dimension "A₁" is for motors with brake
 Maß "A₁" ist für Motoren mit Bremse

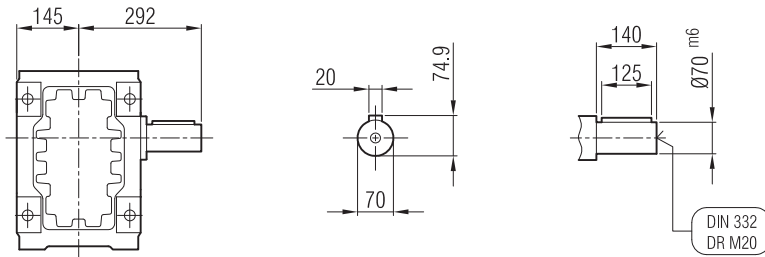




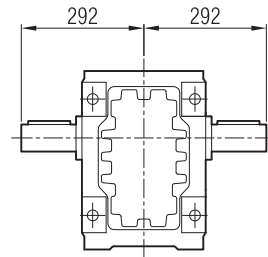
İRKM 103 İR 62
İRKM 103 İR 63



... -01



... -02



	56	63	71	80	90 S	90 L	100	112								
A		902	892	911	925	945	980	1023								
A ₁		960	953	972	994	1014	1065	1103								
H		99	111	118	132	132	141	149								
HD		162	182	198	222	222	241	261								
AC		123	138	158	193	193	217	232								

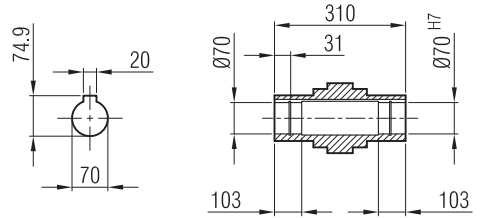
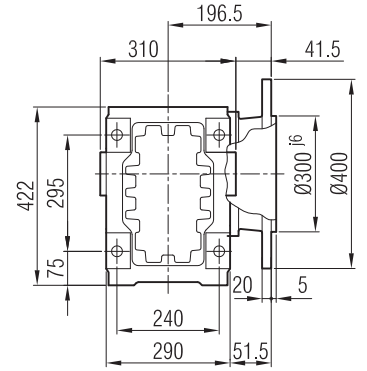
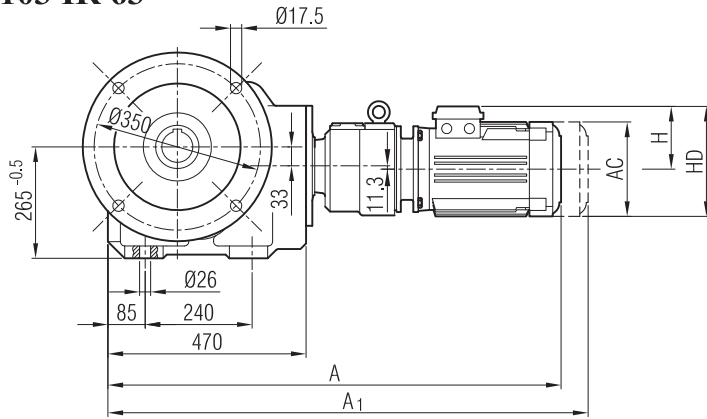
"A₁" Ölçüsü Frenli Motorlar içindir.
 Dimension "A₁" is for motors with brake
 Maß "A₁" ist für Motoren mit Bremse



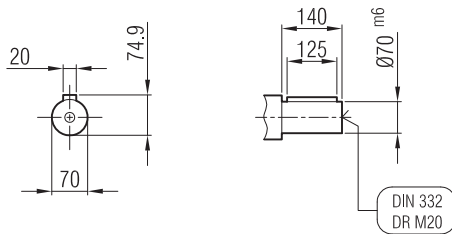
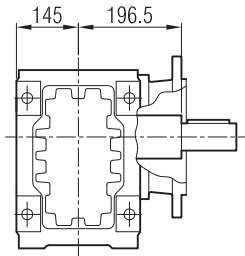


İRKFM 103 İR 62

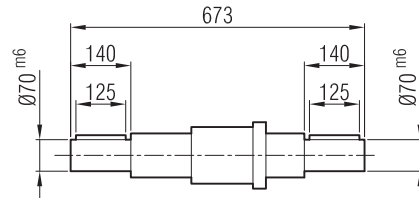
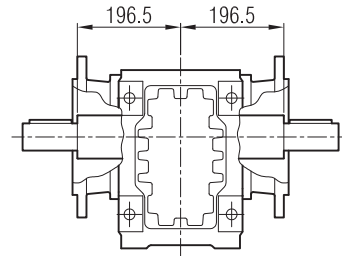
İRKFM 103 İR 63



... -01



... -02



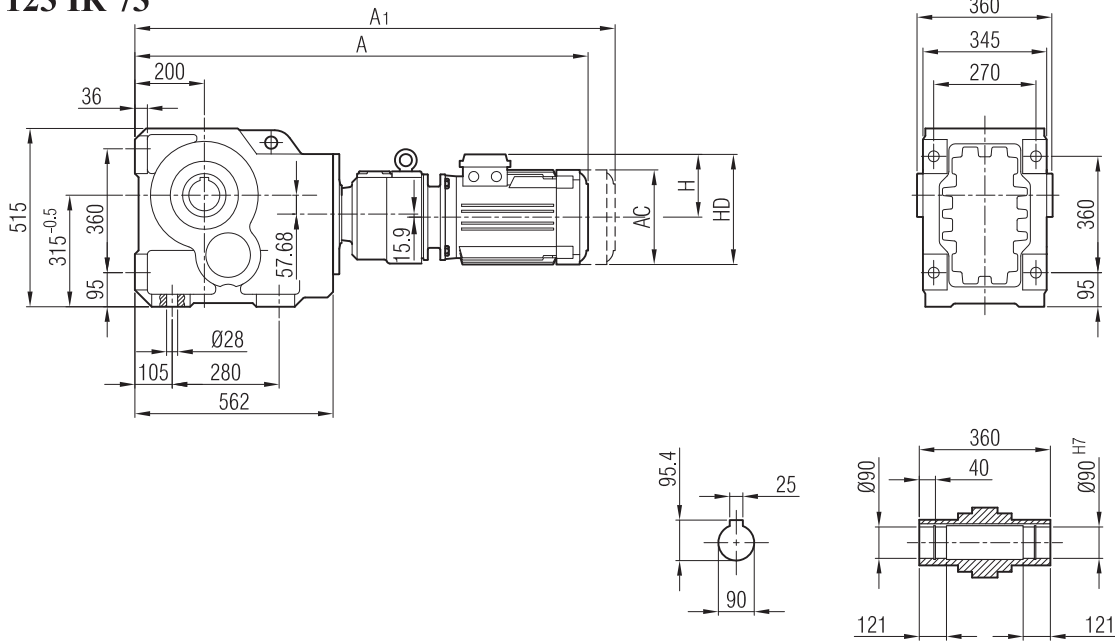
	56	63	71	80	90 S	90 L	100	112							
A		902	892	911	925	945	980	1023							
A ₁		960	953	972	994	1014	1065	1103							
H		99	111	118	132	132	141	149							
HD		162	182	198	222	222	241	261							
AC		123	138	158	193	193	217	232							

"A₁" Ölçüsü Frenli Motorlar içindir.
Dimension "A₁" is for motors with brake
Maß "A₁" ist für Motoren mit Bremse

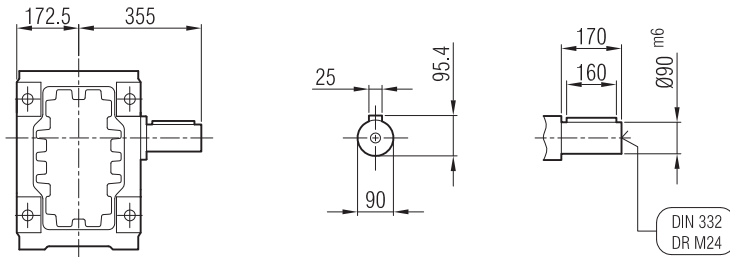




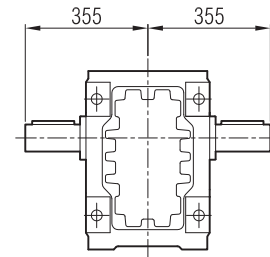
İRKM 123 İR 72
İRKM 123 İR 73



... -01



... -02



	56	63	71	80	90 S	90 L	100	112	132 S						
A			988	1019	1043	1068	1110	1129	1175						
A ₁			1061	1102	1128	1153	1212	1254	1317						
H			111	118	132	132	141	149	182						
HD			182	198	222	222	241	261	314						
AC			138	158	193	193	217	232	279						

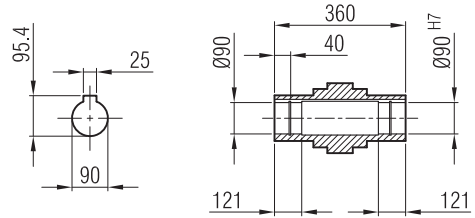
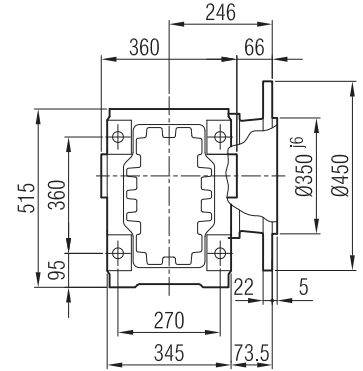
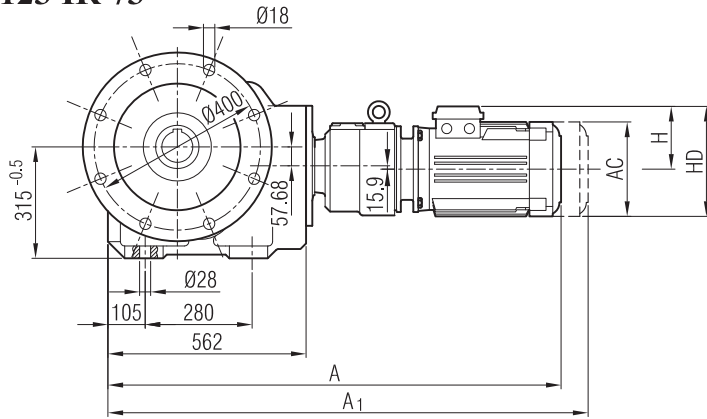
"A₁" Ölçüsü Frenli Motorlar içindir.
 Dimension "A₁" is for motors with brake
 Maß "A₁" ist für Motoren mit Bremse



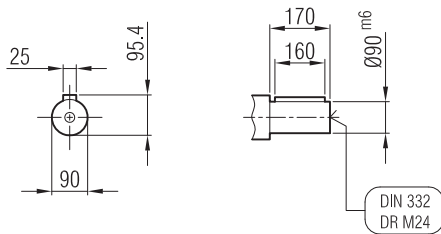
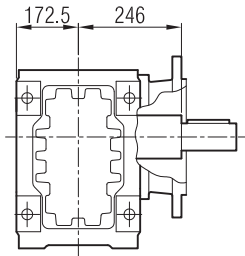


İRKFM 123 İR 72

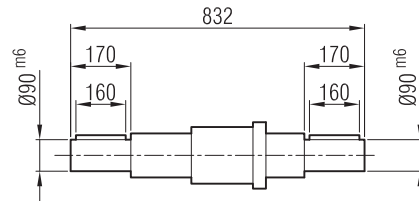
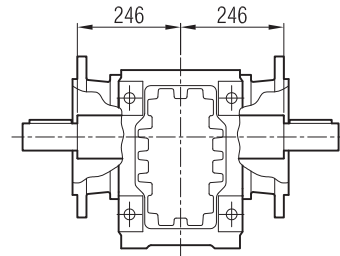
İRKFM 123 İR 73



... -01



... -02



	56	63	71	80	90 S	90 L	100	112	132 S						
A			988	1019	1043	1068	1110	1129	1175						
A ₁			1061	1102	1128	1153	1212	1254	1317						
H			111	118	132	132	141	149	182						
HD			182	198	222	222	241	261	314						
AC			138	158	193	193	217	232	279						

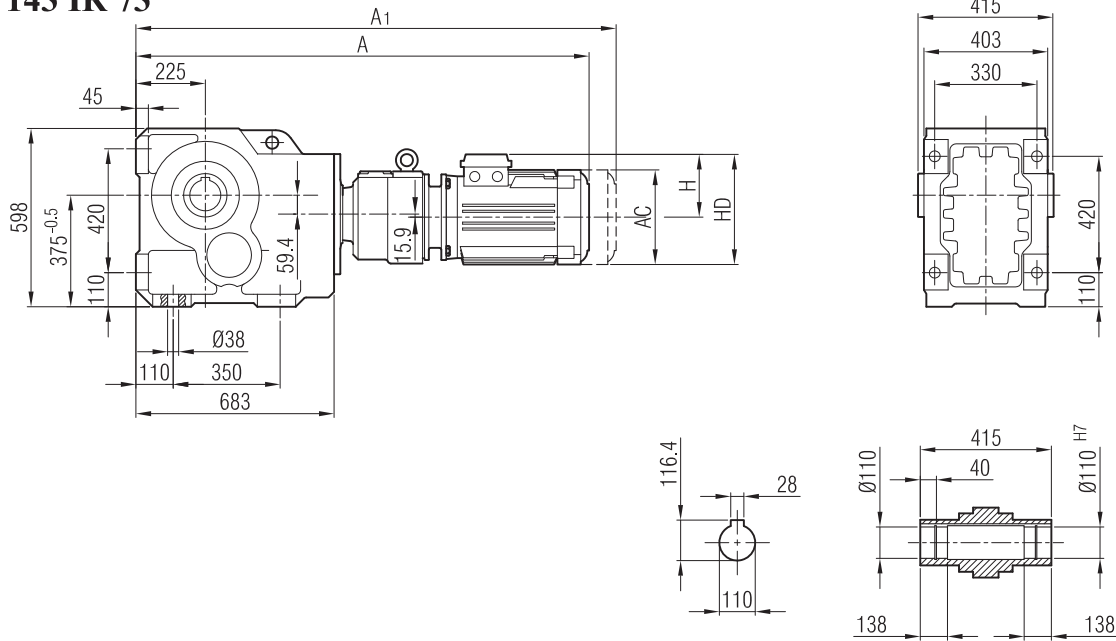
"A₁" Ölçüsü Frenli Motorlar içindir.
Dimension "A₁" is for motors with brake
Maß "A₁" ist für Motoren mit Bremse



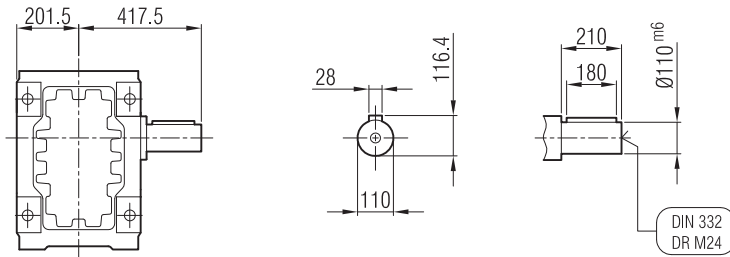


İRKM 143 İR 72

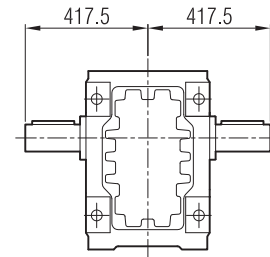
İRKM 143 İR 73



... -01



... -02



	56	63	71	80	90 S	90 L	100	112	132 S	132 M						
A			1109	1140	1164	1189	1231	1250	1296	1342						
A ₁			1182	1223	1249	1274	1333	1375	1438	1484						
H			111	118	132	132	141	149	182	182						
HD			182	198	222	222	241	261	314	314						
AC			138	158	193	193	217	232	279	279						

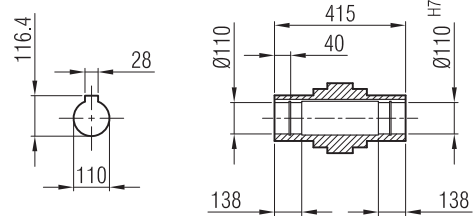
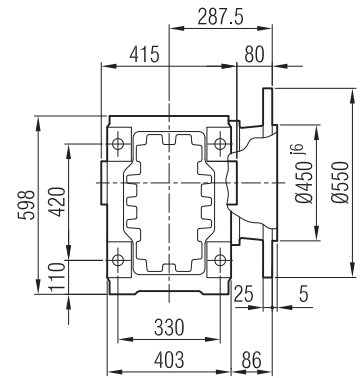
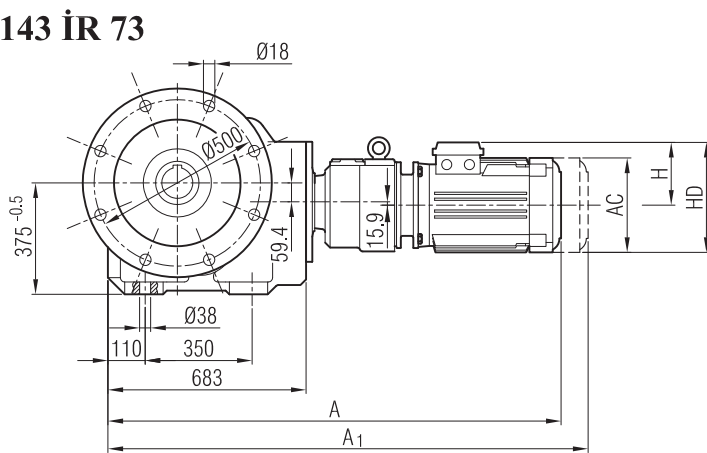
"A₁" Ölçüsü Frenli Motorlar içindir.
Dimension "A₁" is for motors with brake
Maß "A₁" ist für Motoren mit Bremse



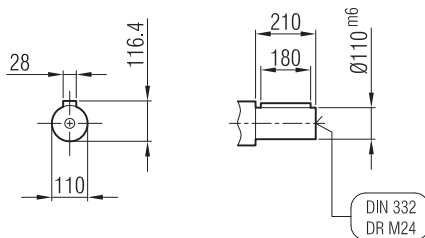
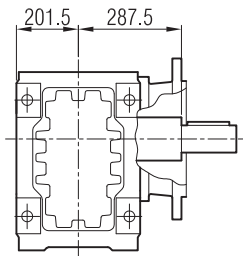


İRKFM 143 İR 72

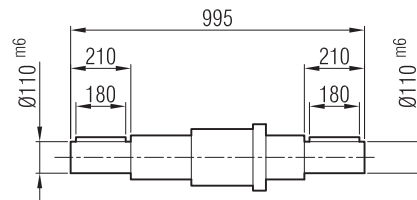
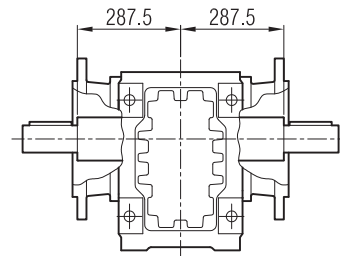
İRKFM 143 İR 73



... -01



... -02



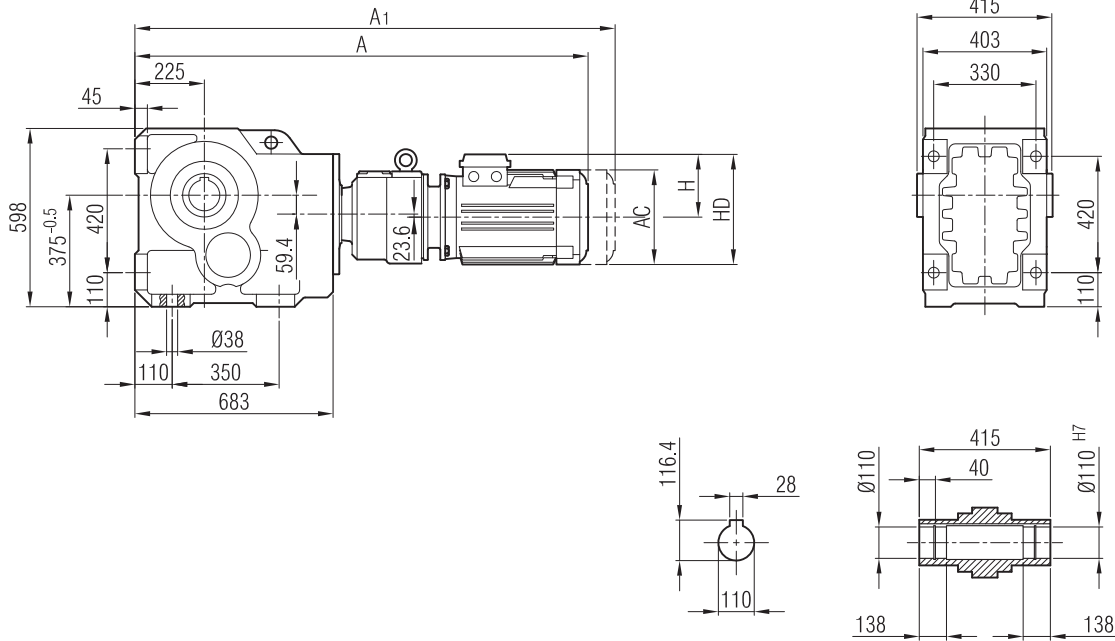
	56	63	71	80	90 S	90 L	100	112	132 S	132 M					
A			1109	1140	1164	1189	1231	1250	1296	1342					
A ₁			1182	1223	1249	1274	1333	1375	1438	1484					
H			111	118	132	132	141	149	182	182					
HD			182	198	222	222	241	261	314	314					
AC			138	158	193	193	217	232	279	279					

"A₁" Ölçüsü Frenli Motorlar içindir.
Dimension "A₁" is for motors with brake
Maß "A₁" ist für Motoren mit Bremse

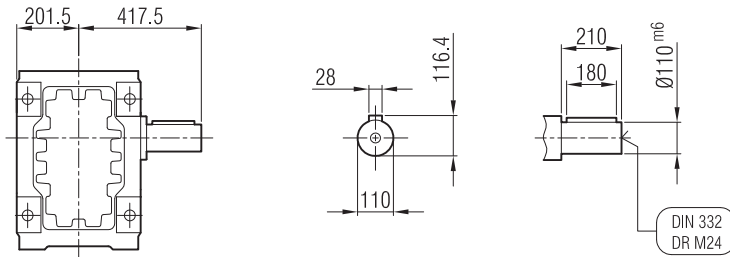




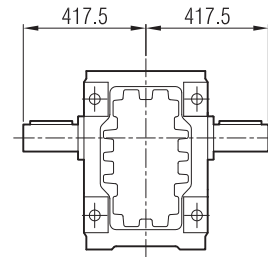
İRKM 143 İR 82



... -01



... -02



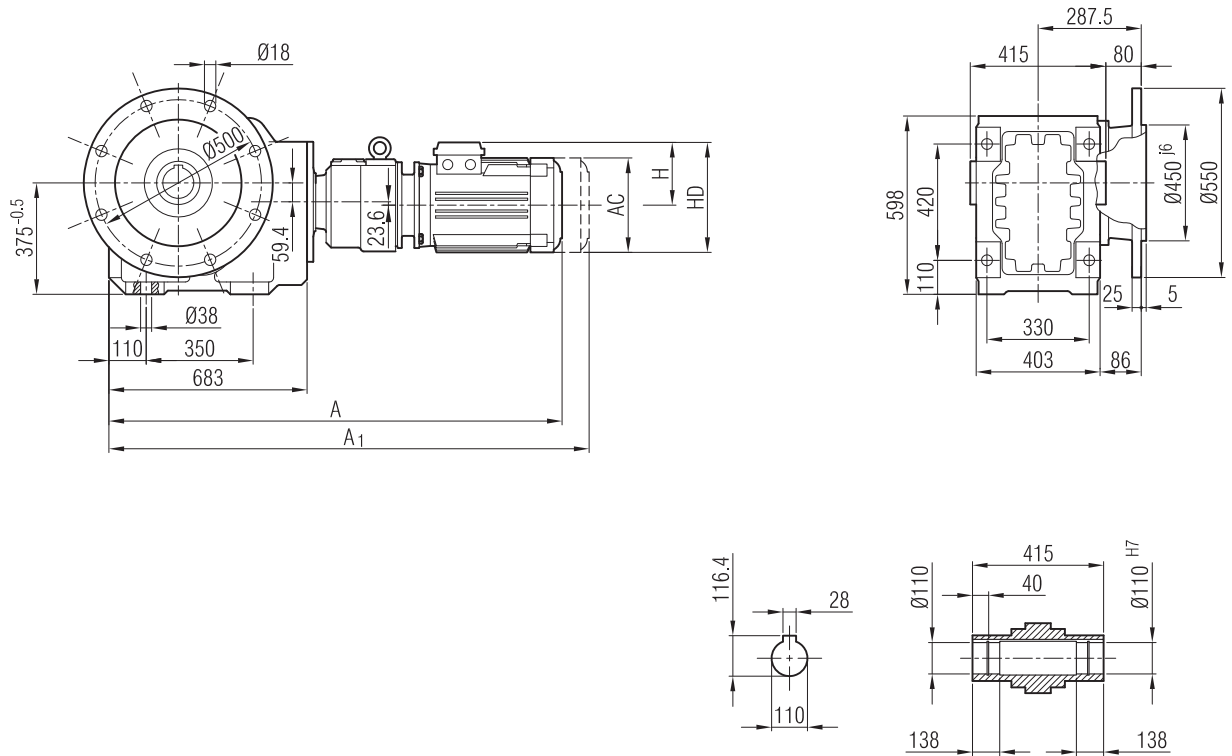
	56	63	71	80	90 S	90 L	100	112	132 S	132 M					
A					1211	1236	1279	1301	1352	1398					
A ₁					1296	1321	1381	1426	1494	1540					
H					132	132	141	149	182	182					
HD					222	222	241	261	314	314					
AC					193	193	217	232	279	279					

"A₁" Ölçüsü Frenli Motorlar içindir.
Dimension "A₁" is for motors with brake
Maß "A₁" ist für Motoren mit Bremse

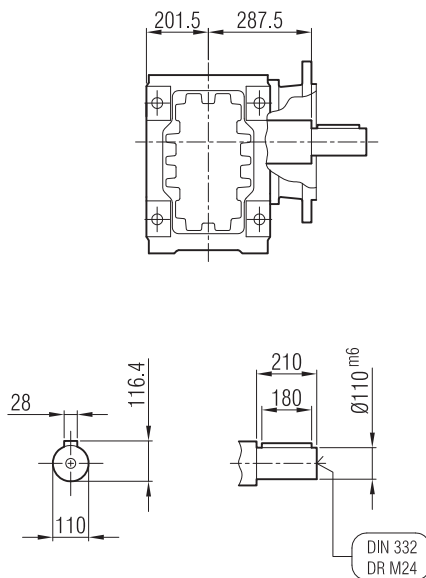




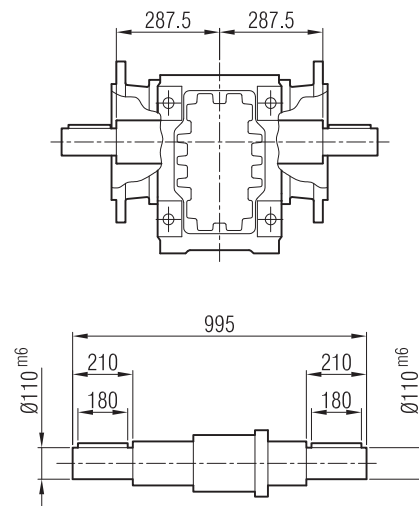
İRKFM 143 İR 82



... -01




... -02



	56	63	71	80	90 S	90 L	100	112	132 S	132 M					
A					1211	1236	1279	1301	1352	1398					
A ₁					1296	1321	1381	1426	1494	1540					
H					132	132	141	149	182	182					
HD					222	222	241	261	314	314					
AC					193	193	217	232	279	279					

"A₁" Ölçüsü Frenli Motorlar içindir.
Dimension "A₁" is for motors with brake
Maß "A₁" ist für Motoren mit Bremse







IRKPM ...



IRKPM ... - 01



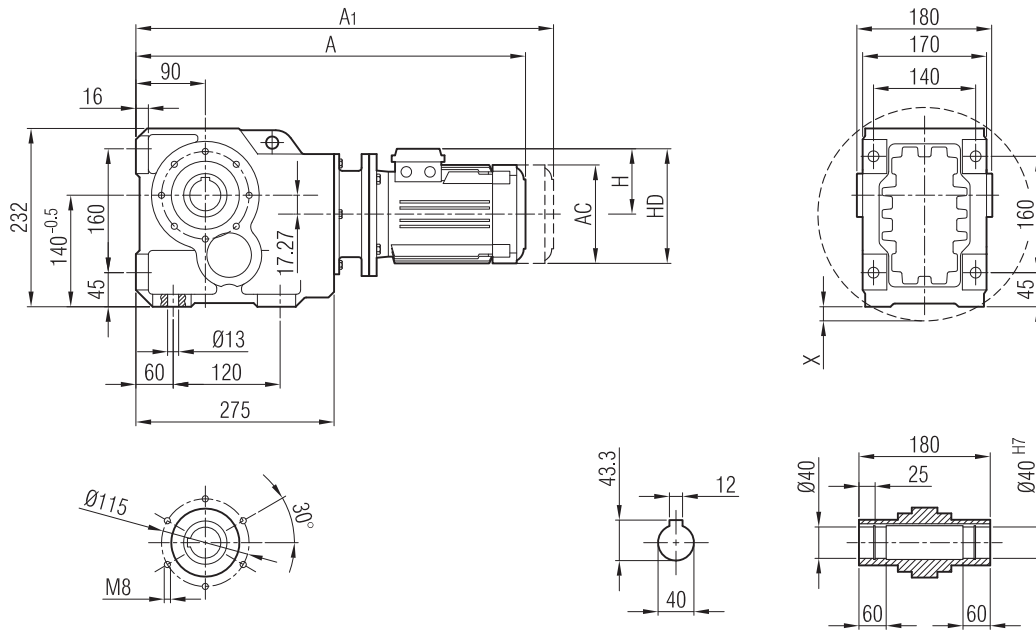
IRKFPM ...



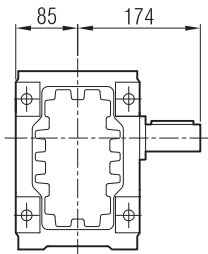
IRKFPM ... - 01



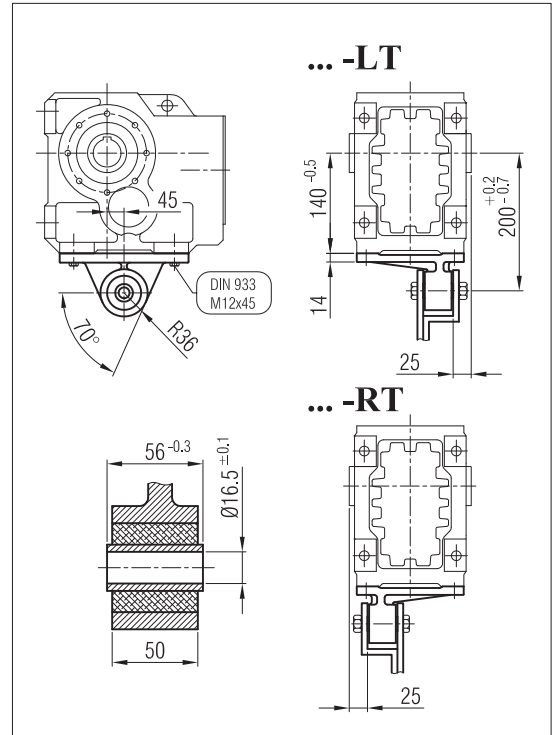
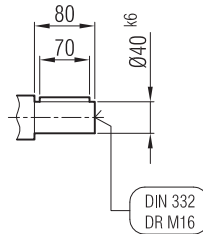
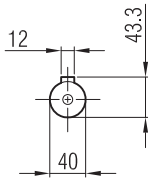
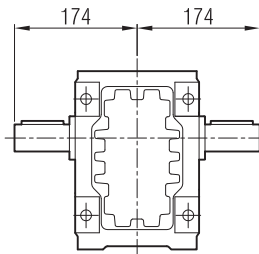
İRKPM 73



... -01



... -02



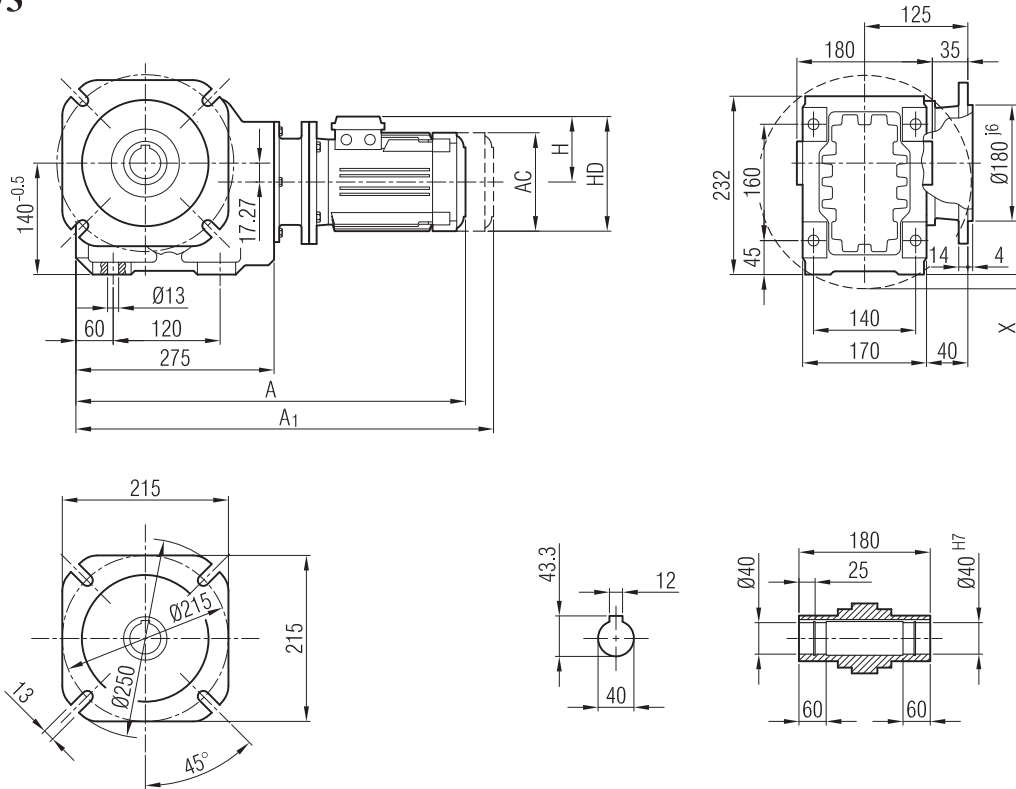
	56/B5	63/B5	71/B5	80/B5	90 S/B5	90 L/B5	100/B5	112/B5	132 S/B5						
A		507	543	569	583	608	653	674	729						
A ₁		565	616	652	668	693	743	799	834						
H		99	111	118	132	132	141	149	182						
HD		162	182	198	222	222	241	261	314						
AC		123	138	158	193	193	217	232	279						
X		-	-	-	-	-	-	-	27.5						

"A₁" Ölçüsü Frenli Motorlar içindir.
Dimension "A₁" is for motors with brake
Maß "A₁" ist für Motoren mit Bremse

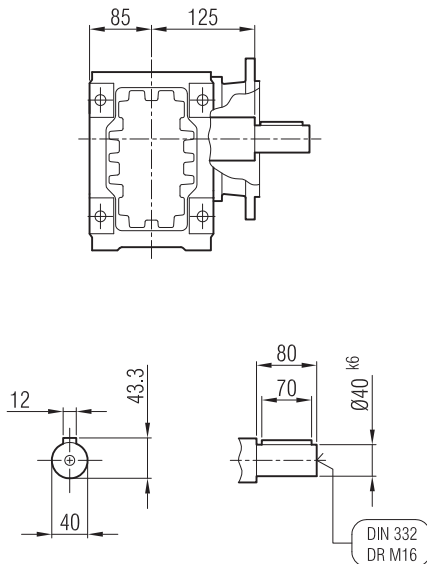




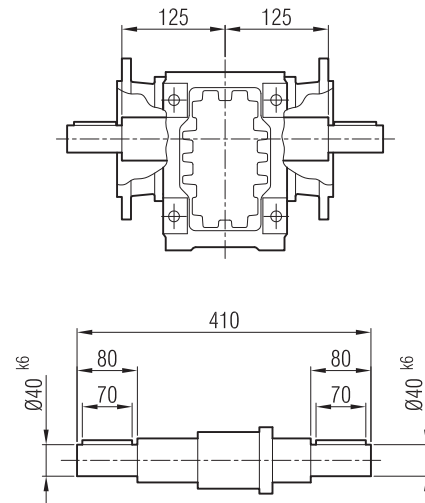
İRKFPM 73



... -01



... -02



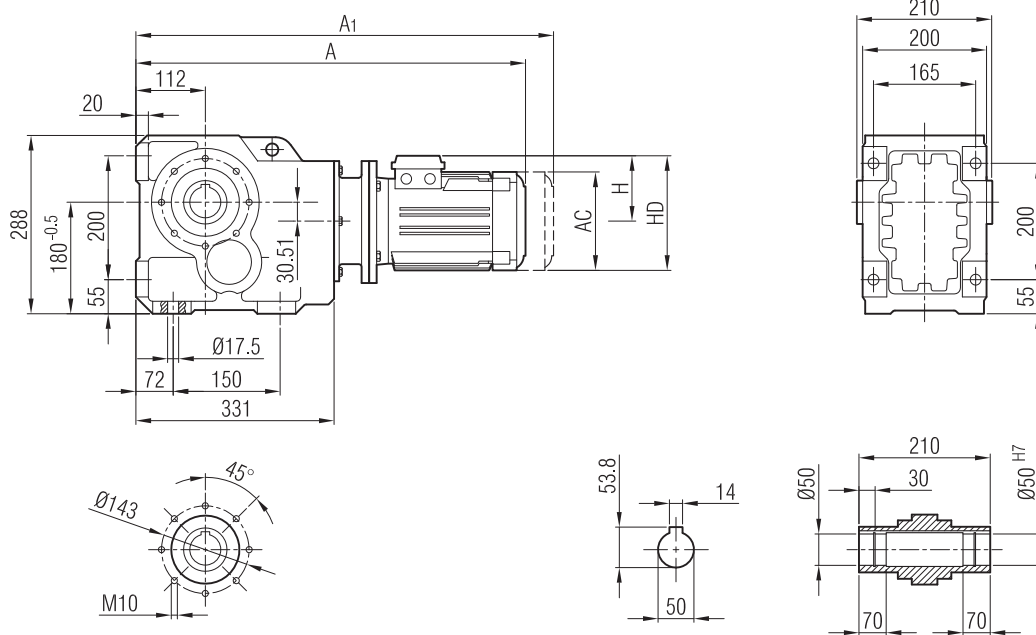
	56/B5	63/B5	71/B5	80/B5	90 S/B5	90 L/B5	100/B5	112/B5	132 S/B5						
A		507	543	569	583	608	653	674	729						
A ₁		565	616	652	668	693	743	799	834						
H		99	111	118	132	132	141	149	182						
HD		162	182	198	222	222	241	261	314						
AC		123	138	158	193	193	217	232	279						
X		-	-	-	-	-	-	-	27.5						

"A₁" Ölçüsü Frenli Motorlar içindir.
Dimension "A₁" is for motors with brake
Maß "A₁" ist für Motoren mit Bremse

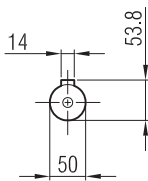
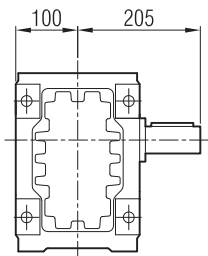




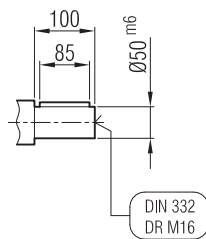
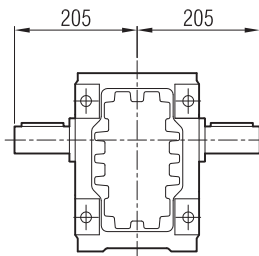
İRKPM 83



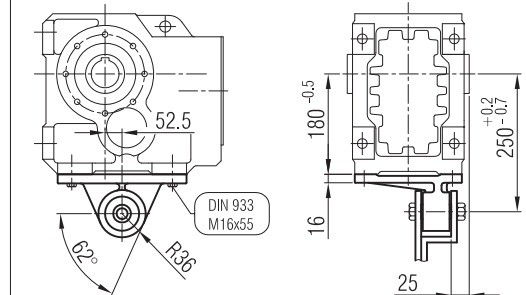
... -01



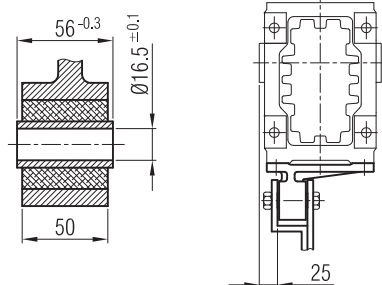
... -02



... -LT



... -RT



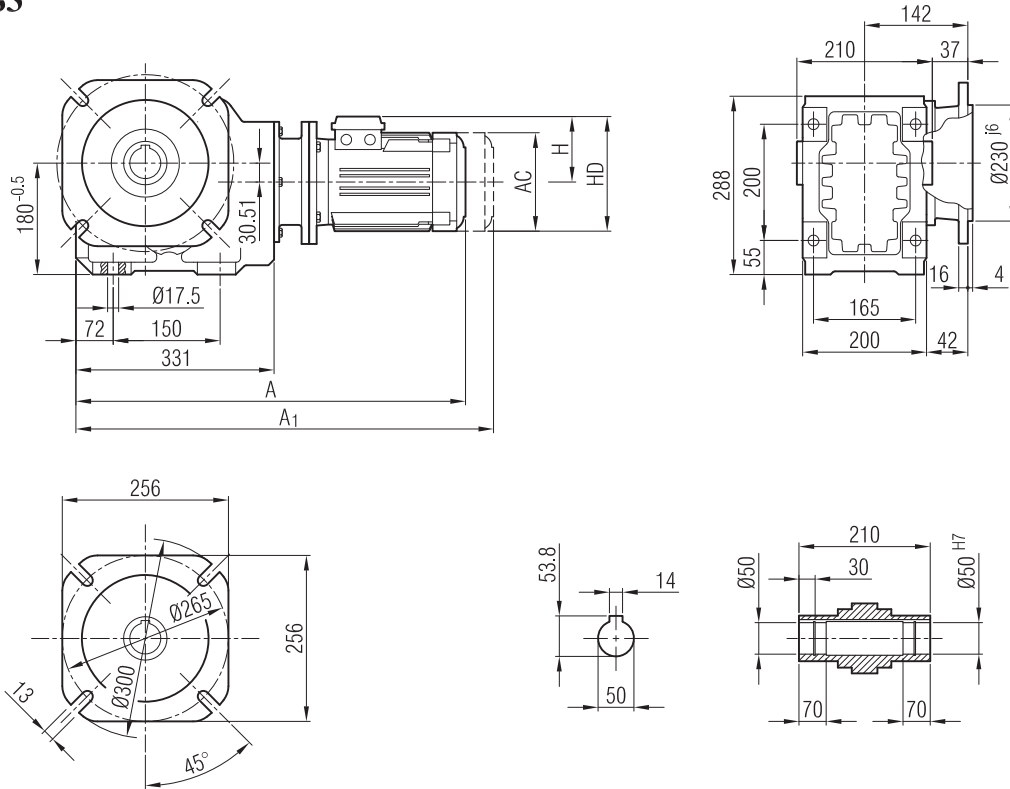
	56/B5	63/B5	71/B5	80/B5	90 S/B5	90 L/B5	100/B5	112/B5	132 S/B5	132 M/B5					
A			609	642	656	681	718	739	802	848					
A ₁			682	725	741	766	808	864	907	953					
H			111	118	132	132	141	149	182	182					
HD			182	198	222	222	241	261	314	314					
AC			138	158	193	193	217	232	279	279					

"A₁" Ölçüsü Frenli Motorlar içindir.
Dimension "A₁" is for motors with brake
Maß "A₁" ist für Motoren mit Bremse

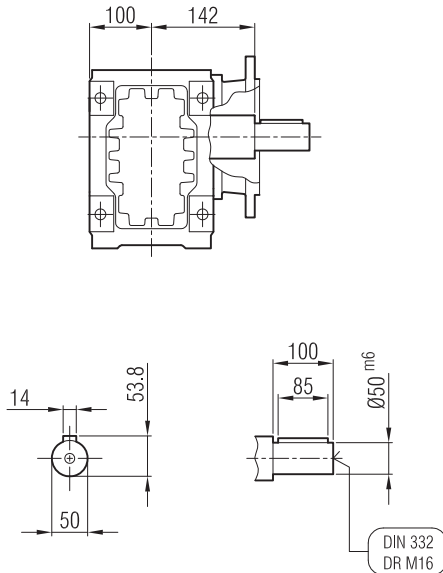




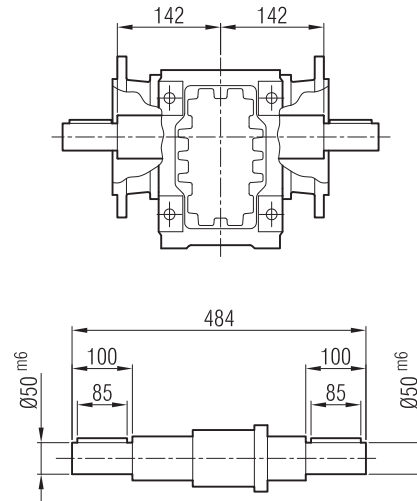
İRKFPM 83



... -01



... -02



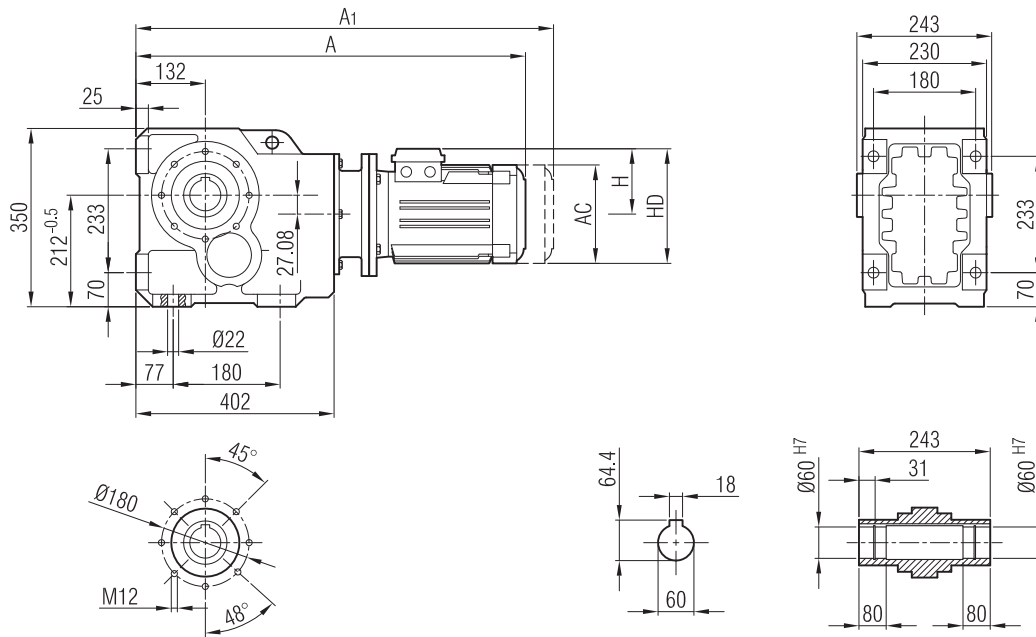
	56/B5	63/B5	71/B5	80/B5	90 S/B5	90 L/B5	100/B5	112/B5	132 S/B5	132 M/B5					
A			609	642	656	681	718	739	802	848					
A ₁			682	725	741	766	808	864	907	953					
H			111	118	132	132	141	149	182	182					
HD			182	198	222	222	241	261	314	314					
AC			138	158	193	193	217	232	279	279					

"A₁" Ölçüsü Frenli Motorlar içindir.
Dimension "A₁" is for motors with brake
Maß "A₁" ist für Motoren mit Bremse

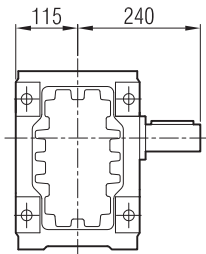




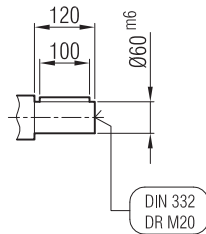
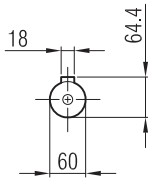
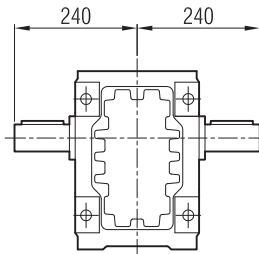
İRKPM 93



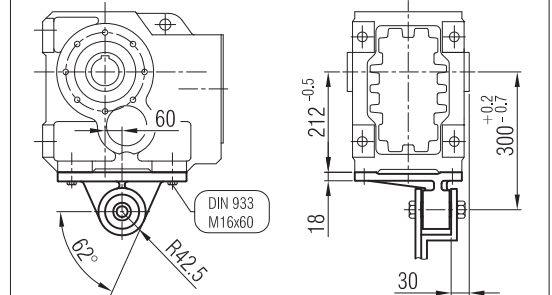
... -01



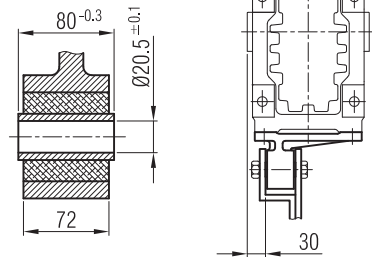
... -02



... -LT



... -RT



	56/B5	63/B5	71/B5	80/B5	90 S/B5	90 L/B5	100/B5	112/ B5	132 S/B5	132 M/B5	160 M/B5	160 L/B5	180 M/B5	180 L/B5			
A				713	727	752	791	812	872	918	1004	1048	1062	1100			
A ₁				796	812	837	881	937	977	1023	1124	1168	1182	1220			
H				118	132	132	141	149	182	182	225	225	248	248			
HD				198	222	222	241	261	314	314	385	385	428	428			
AC				158	193	193	217	232	279	279	325	325	370	370			

"A₁" Ölçüsü Frenli Motorlar içindir.

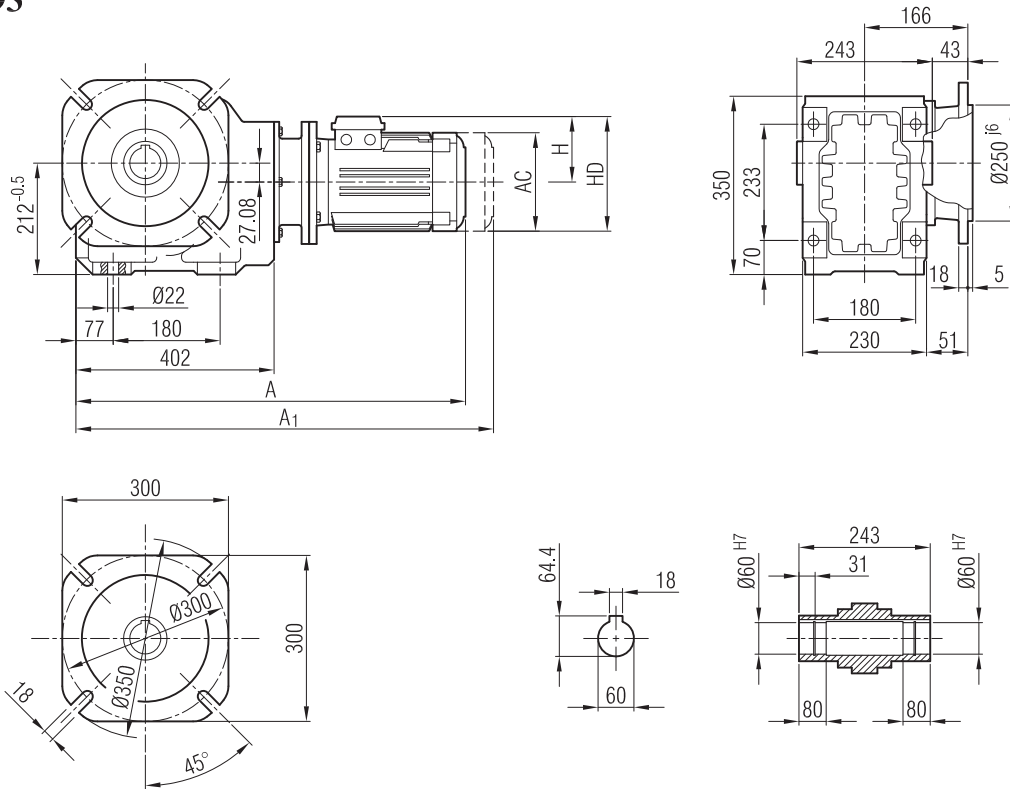
Dimension "A₁" is for motors with brake

Maß "A₁" ist für Motoren mit Bremse

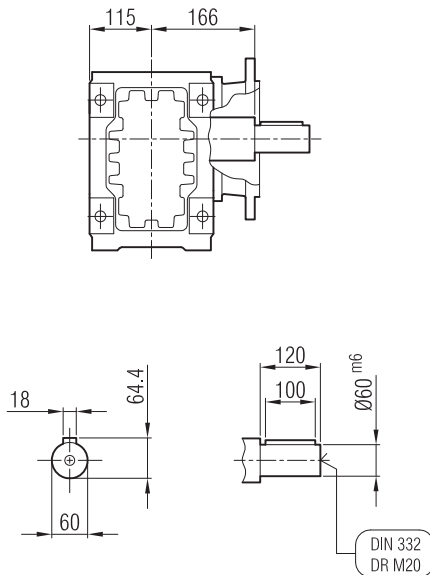




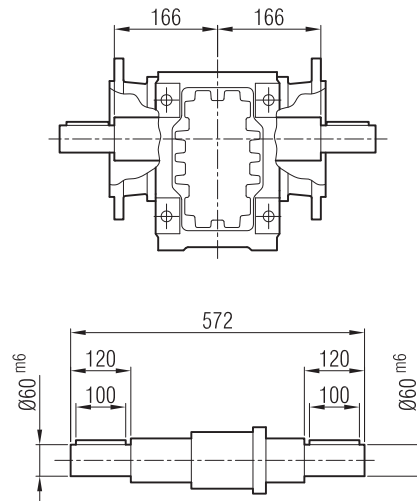
İRKFPM 93



... -01



... -02



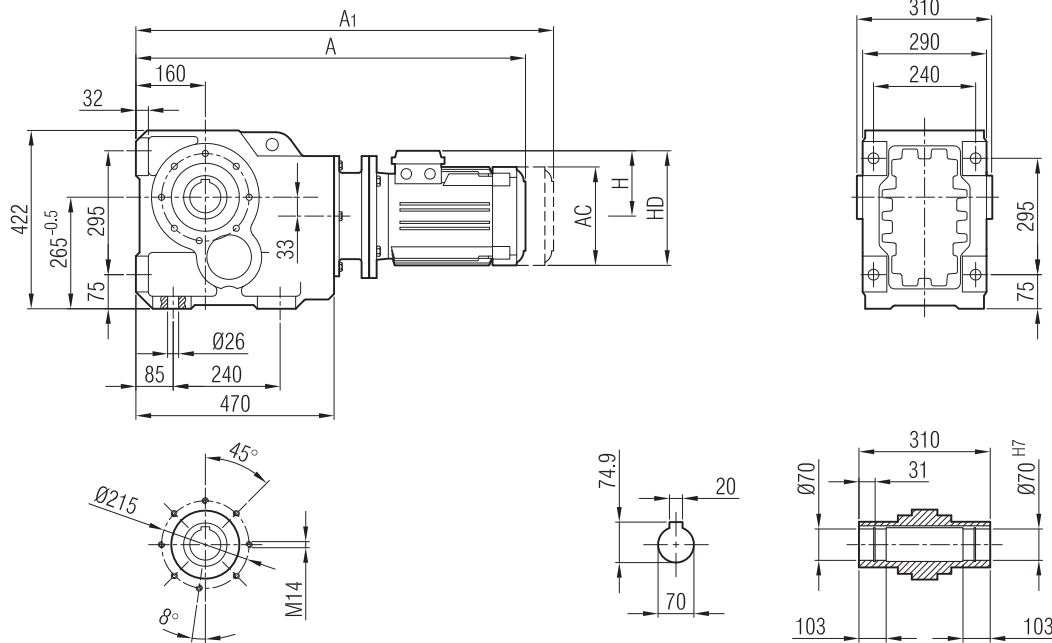
	56/B5	63/B5	71/B5	80/B5	90 S/B5	90 L/B5	100/B5	112/B5	132 S/B5	132 M/B5	160 M/B5	160 L/B5	180 M/B5	180 L/B5			
A				713	727	752	791	812	872	918	1004	1048	1062	1100			
A ₁				796	812	837	881	937	977	1023	1124	1168	1182	1220			
H				118	132	132	141	149	182	182	225	225	248	248			
HD				198	222	222	241	261	314	314	385	385	428	428			
AC				158	193	193	217	232	279	279	325	325	370	370			

"A₁" Ölçüsü Frenli Motorlar içindir.
Dimension "A₁" is for motors with brake
Maß "A₁" ist für Motoren mit Bremse

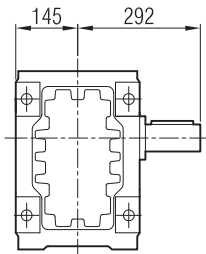




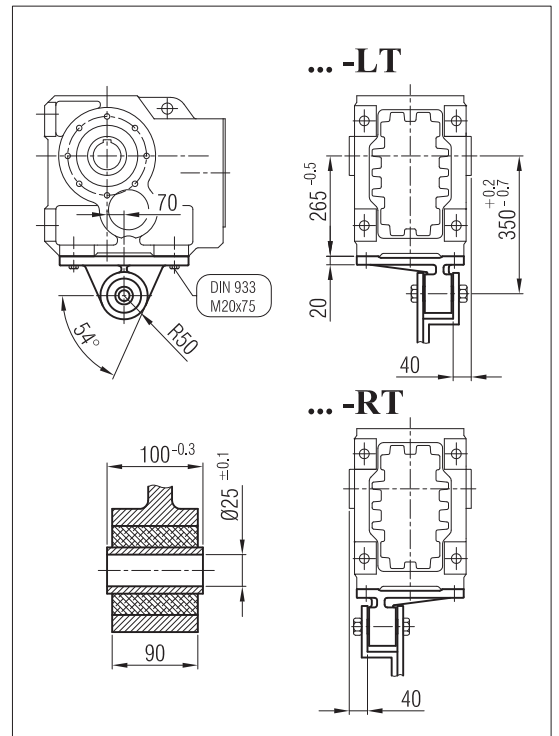
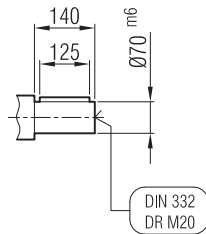
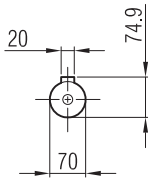
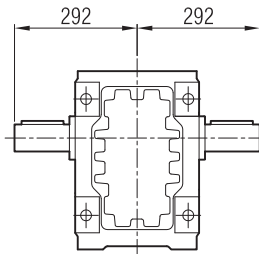
İRKPM 103



... -01



... -02



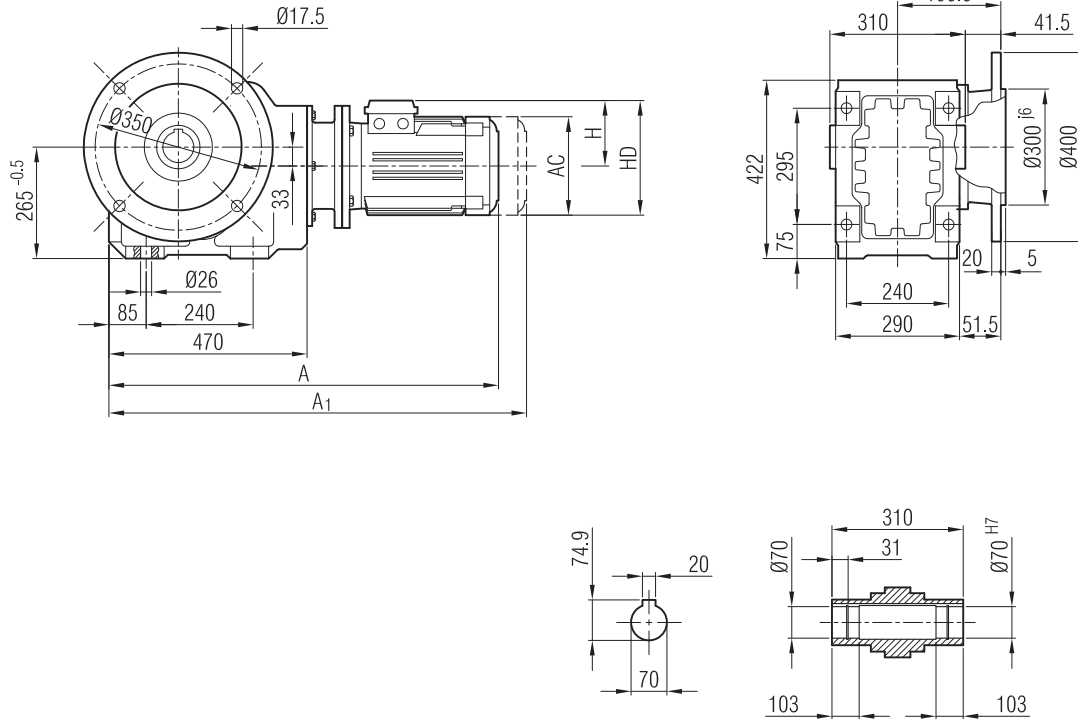
	56/B5	63/B5	71/B5	80/B5	90 S/B5	90 L/B5	100/B5	112/B5	132 S/B5	132 M/B5	160 M/B5	160 L/B5	180 M/B5	180 L/B5	200/B5		
A					777	802	843	864	940	986	1072	1116	1130	1168	1266		
A ₁					862	887	933	989	1045	1091	1192	1236	1250	1288	-		
H					132	132	141	149	182	182	225	225	248	248	275		
HD					222	222	241	261	314	314	385	385	428	428	425		
AC					193	193	217	232	279	279	325	325	370	370	415		

"A₁" Ölçüsü Frenli Motorlar içindir.
Dimension "A₁" is for motors with brake
Maß "A₁" ist für Motoren mit Bremse

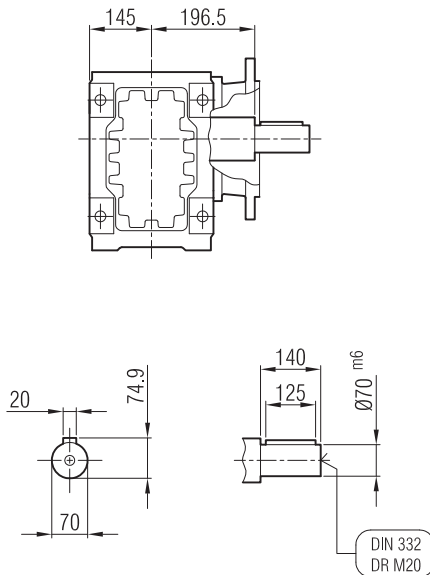




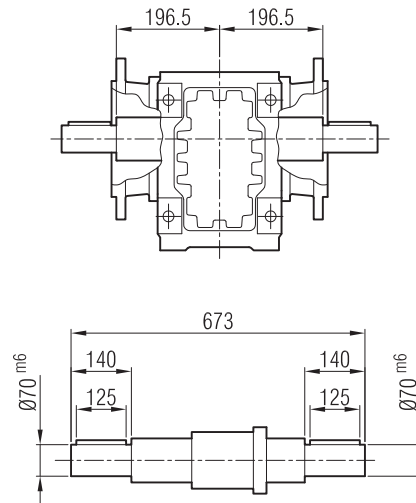
İRKFPM 103



... -01



... -02



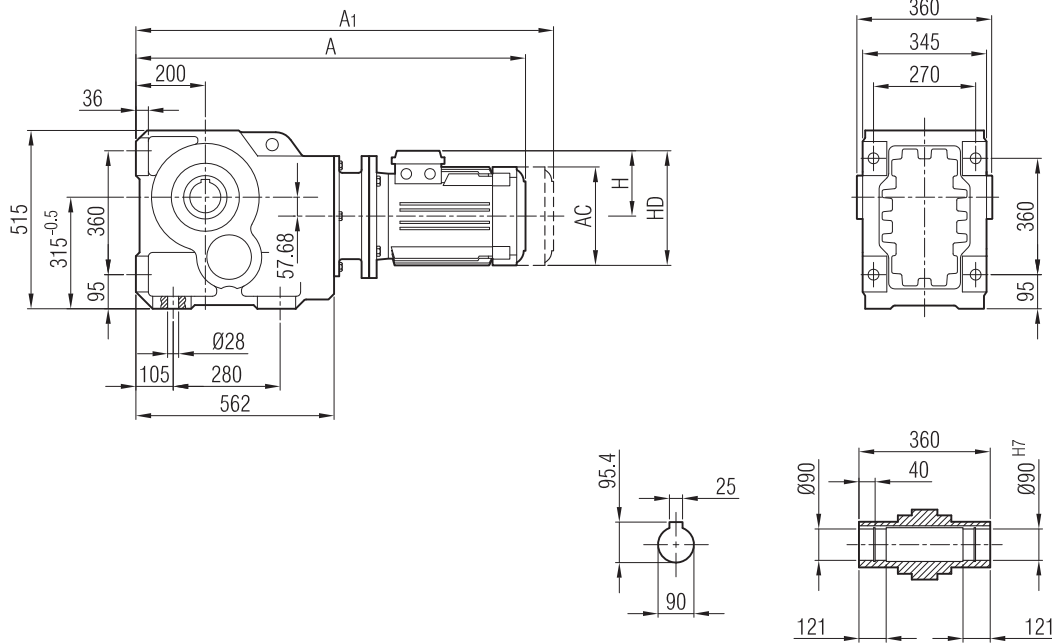
	56/B5	63/B5	71/B5	80/B5	90 S/B5	90 L/B5	100/B5	112/ B5	132 S/B5	132 M/B5	160 M/B5	160 L/B5	180 M/B5	180 L/B5	200/B5		
A					777	802	843	864	940	986	1072	1116	1130	1168	1266		
A ₁					862	887	933	989	1045	1091	1192	1236	1250	1288	-		
H					132	132	141	149	182	182	225	225	248	248	275		
HD					222	222	241	261	314	314	385	385	428	428	425		
AC					193	193	217	232	279	279	325	325	370	370	415		

"A₁" Ölçüsü Frenli Motorlar içindir.
Dimension "A₁" is for motors with brake
Maß "A₁" ist für Motoren mit Bremse

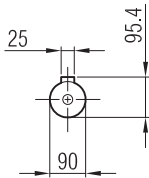
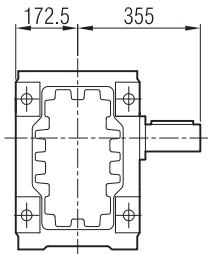




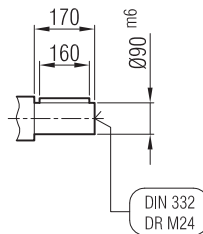
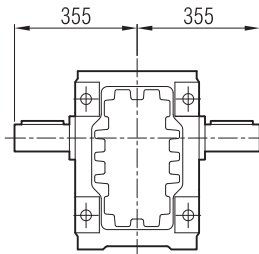
İRKPM 123



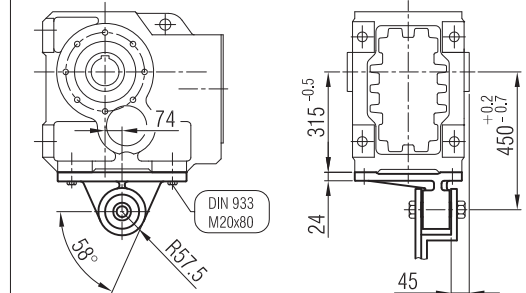
... -01



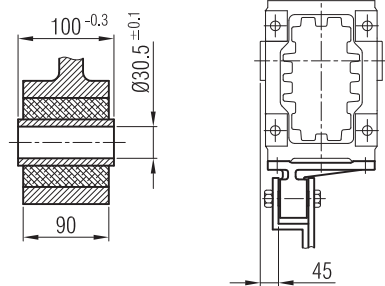
... -02



... -LT



... -RT



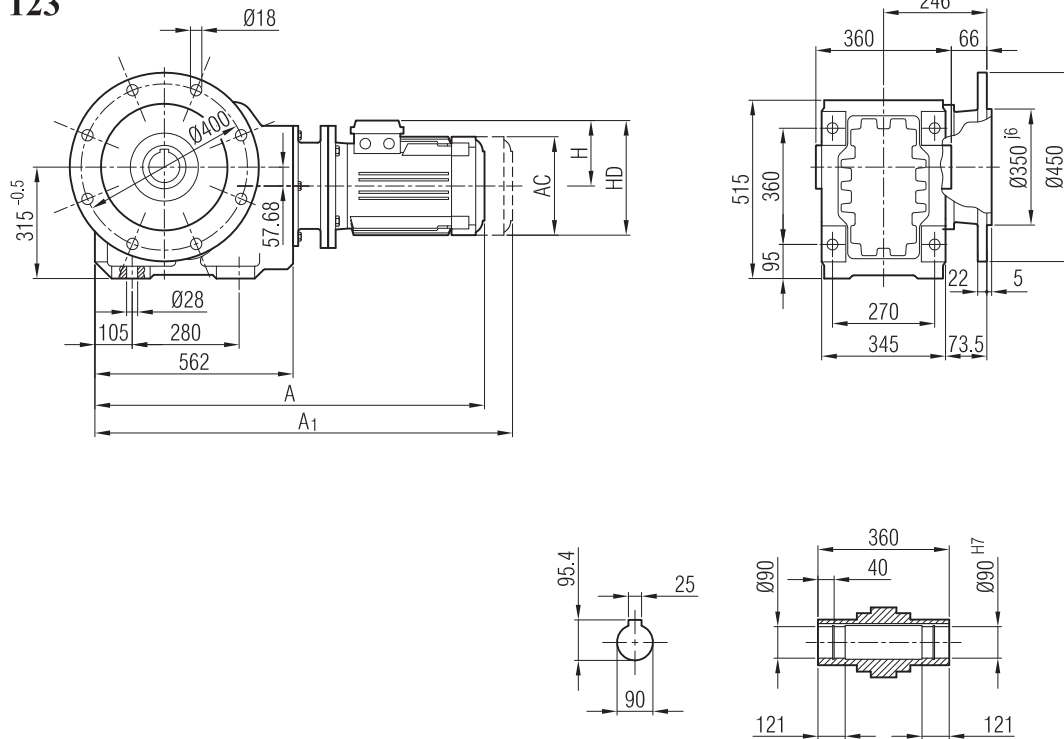
	56/B5	63/B5	71/B5	80/B5	90 S/B5	90 L/B5	100/B5	112/B5	132 S/B5	132 M/B5	160 M/B5	160 L/B5	180 M/B5	180 L/B5	200/B5	225 S/B5	225 M/B5
A							934	955	1021	1067	1144	1188	1202	1240	1358	1383	1408
A ₁							1024	1080	1126	1172	1264	1308	1322	1360	-	-	-
H							141	149	182	182	225	225	248	248	275	285	285
HD							241	261	314	314	385	385	428	428	425	510	510
AC							217	232	279	279	325	325	370	370	415	456	456

"A₁" Ölçüsü Frenli Motorlar içindir.
Dimension "A₁" is for motors with brake
Maß "A₁" ist für Motoren mit Bremse

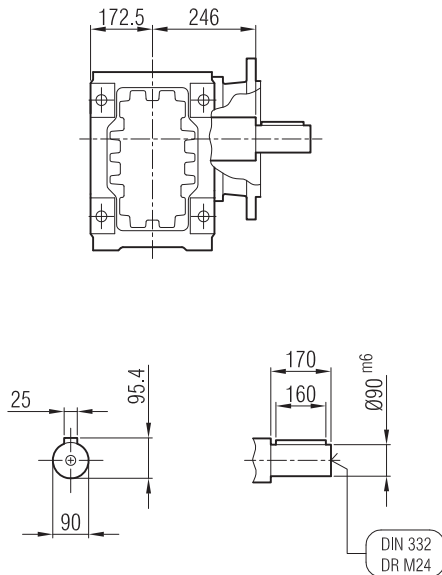




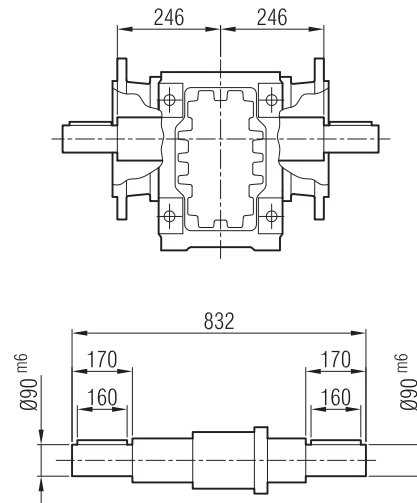
İRKFPM 123



... -01



... -02



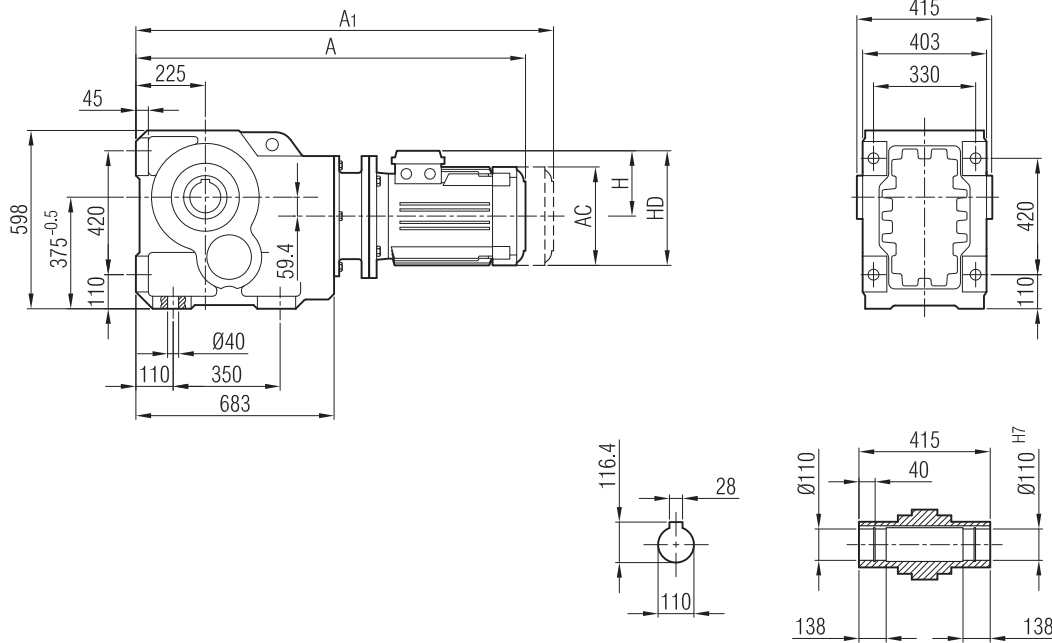
	56/B5	63/B5	71/B5	80/B5	90 S/B5	90 L/B5	100/B5	112/B5	132 S/B5	132 M/B5	160 M/B5	160 L/B5	180 M/B5	180 L/B5	200/B5	225 S/B5	225 M/B5
A							934	955	1021	1067	1144	1188	1202	1240	1358	1383	1408
A ₁							1024	1080	1126	1172	1264	1308	1322	1360	-	-	-
H							141	149	182	182	225	225	248	248	275	285	285
HD							241	261	314	314	385	385	428	428	425	510	510
AC							217	232	279	279	325	325	370	370	415	456	456

"A₁" Ölçüsü Frenli Motorlar içindir.
Dimension "A₁" is for motors with brake
Maß "A₁" ist für Motoren mit Bremse

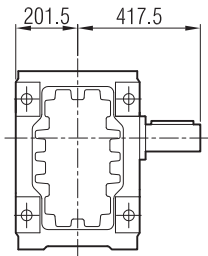




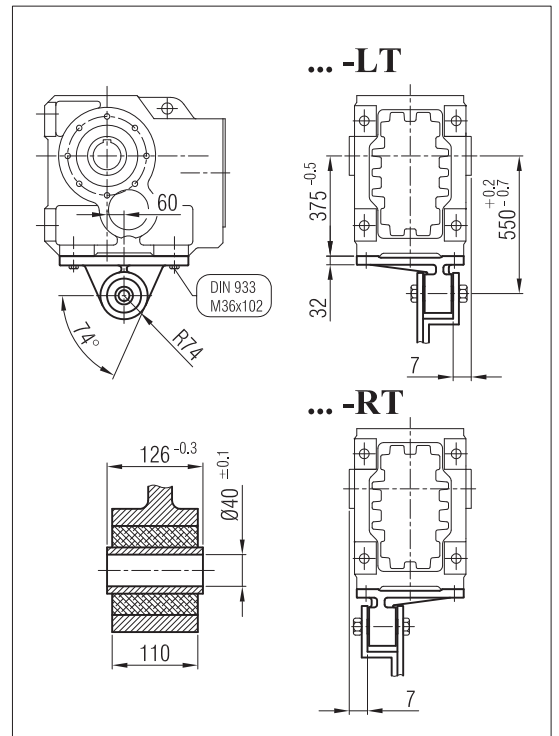
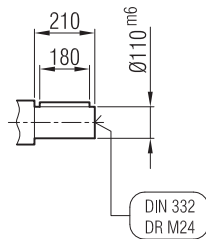
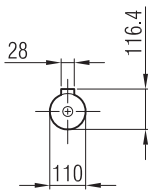
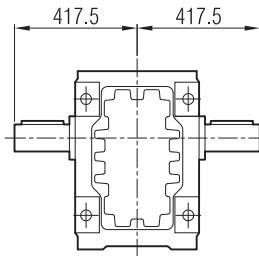
İRKPM 143



... -01



... -02



	80/B5	90 S/B5	90 L/B5	100/B5	112/ B5	132 S/B5	132 M/B5	160 M/B5	160 L/B5	180 M/B5	180 L/B5	200/B5	225 S/B5	225 M/B5	250 M/B5	280 S/B5	280 M/B5
A					1072	1142	1188	1265	1309	1323	1361	1479	1504	1529	1601	1613	1664
A ₁					1197	1284	1330	1455	1499	1518	1556	-	-	-	-	-	-
H					149	182	182	225	225	248	248	275	285	285	322	350	350
HD					261	314	314	385	385	428	428	475	510	510	572	630	630
AC					232	279	279	323	323	370	370	415	456	456	480	544	544

"A₁" Ölçüsü Frenli Motorlar içindir.

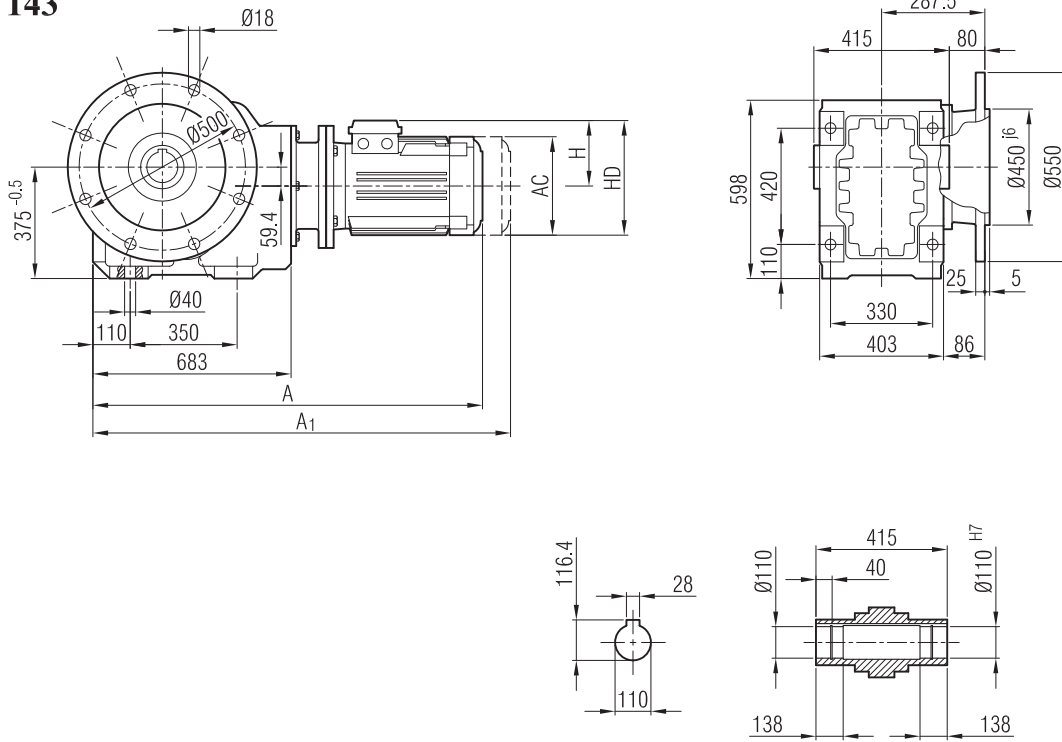
Dimension "A₁" is for motors with brake

Maß "A₁" ist für Motoren mit Bremse

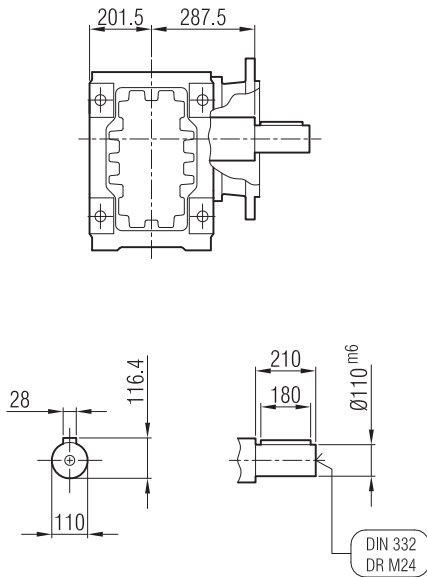




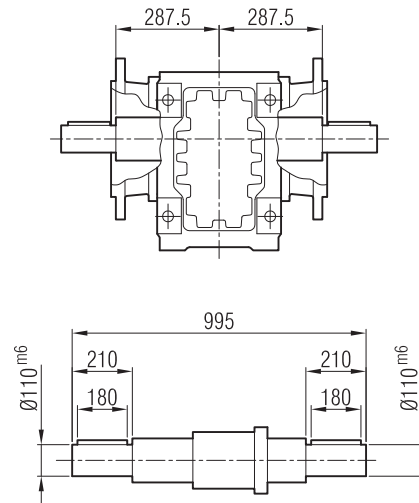
İRKFPM 143



... -01



... -02



	80/B5	90 S/B5	90 L/B5	100/B5	112/ B5	132 S/B5	132 M/B5	160 M/B5	160 L/B5	180 M/B5	180 L/B5	200/B5	225 S/B5	225 M/B5	250 M/B5	280 S/B5	280 M/B5
A					1072	1142	1188	1265	1309	1323	1361	1479	1504	1529	1601	1613	1664
A ₁					1197	1284	1330	1455	1499	1518	1556	-	-	-	-	-	-
H					149	182	182	225	225	248	248	275	285	285	322	350	350
HD					261	314	314	385	385	428	428	475	510	510	572	630	630
AC					232	279	279	323	323	370	370	415	456	456	480	544	544

"A₁" Ölçüsü Frenli Motorlar içindir.

Dimension "A₁" is for motors with brake

Maß "A₁" ist für Motoren mit Bremse





İRK ...



İRK ... - 01



İRK ...



İRK ... - 01



İRK ...-...



İRK ...-... - 01





İRK ...-...



İRK ...-... - 01





n₁ = 1400 d/d
r.p.m

Servis Faktörü Service Factor Betriebsfaktor	S _f = 1 S _r = 1 S _j = 1	P ₁	n ₂	i	M ₂	F _{Q1}	F _{Q10}	Tip Type Typ			kg
		GÜÇ	Çıkış Devri	Tahvil	Çıkış Momenti	Rad. Yük	Rad. Yük				
		Power	Output Speeds	Ratio	Output Torque	Over Loads	Over Loads				
		Leistung	Abtriebswelle Drehzahlen	Übersetzung	Abtriebswelle Drehmomente	Querkräfte	Querkräfte				
		[kW]	[r.p.m]		[Nm]	[N]	[N]				
780 Nm	0,01	0,11	12366	780	475	12100	İRK İRKF 73 İR 53	493	42		
	0,01	0,13	11126	780	475	12100					
	0,01	0,15	9648	780	475	12100					
	0,02	0,17	8183	780	475	12100					
	0,02	0,2	7096	780	475	12100					
	0,02	0,22	6217	780	475	12100					
	0,02	0,24	5735	780	475	12100					
	0,03	0,28	4892	780	475	12100					
	0,03	0,31	4460	780	475	12100					
	0,04	0,4	3475	780	475	12100					
	0,04	0,5	2808	780	475	12100					
	0,05	0,55	2544	780	475	12100					
	0,05	0,6	2314	780	475	12100					
	0,06	0,72	1932	780	475	12100					
	0,07	0,79	1762	780	475	12100					
	0,08	0,9	1556	780	475	12100					
	0,09	1	1368	780	475	12100					
	0,11	1,3	1089	780	475	12100	İRK İRKF 73 İR 52	493	41		
	0,14	1,6	880	780	475	12100					
	0,15	1,7	797	780	475	12100					
	0,18	2	697	780	475	12100					
	0,19	2,2	634	780	475	12100					
	0,23	2,6	529	780	475	12100					
	0,26	2,9	484	780	475	12100					
	0,29	3,3	426	780	475	12100					
	0,33	3,7	380	780	475	12100					
	0,37	4,2	335	780	475	12100					
	0,41	4,7	295	780	475	12100					
	0,48	5,4	260	780	475	12100					
	0,55	6,3	222	780	475	12100					
	0,63	7,1	196	780	475	12100					
	0,70	8	173	780	475	12100					
	0,79	9	156	780	475	12100					
0,88	10	138	780	475	12100						
0,97	11	122	780	475	12100						
0,89	10,4	133,989	780	590	12100	İRK İRKF 73	481	36			
0,94	11	125,038	780	590	12100						
1,03	12	117,030	780	590	12100						
1,28	15	91,961	780	590	12100						
1,62	19	74,320	780	590	12100						
1,88	22	63,397	780	590	11000						
2,31	27	51,235	780	590	11000						
2,56	30	46,413	780	590	11000						
2,82	33	42,212	780	590	11000						
3,42	40	35,251	780	590	10500						
3,76	44	32,154	780	590	10500						
4,19	49	28,387	780	590	10500						
4,79	56	24,947	780	590	10500						
5,47	64	22,024	780	590	10500						
6,15	72	19,505	780	590	10500						
6,84	80	17,590	780	590	10500						
7,69	90	15,530	780	590	10500						
8,72	102	13,753	780	590	10000						





n₁ = 1400 d/d
r.p.m

Servis Faktörü Service Factor Betriebsfaktor	S _f =1 S _f =1 S _f =1	P ₁	n ₂	i	M ₂	F _{Q1}	F _{Q10}	Tip Type Typ			kg
		GÜÇ	Çıkış Devri	Tahvil	Çıkış Momenti	Rad. Yük	Rad. Yük				
		Power	Output Speeds	Ratio	Output Torque	Over Loads	Over Loads				
		[kW]	[r.p.m]	Übersetzung	Abtriebswelle Drehmomente	Querkräfte	Querkräfte				
					[Nm]	[N]	[N]				
		780 Nm	115	12,206	780	590	10000	İRK İRKF 73	481	36	
		10,2	119	11,753	780	590	10000				
		11,0	129	10,847	780	590	10000				
		11,5	135	10,736	780	590	10000				
		13,0	152	9,189	780	590	10000				
		14,7	172	8,155	780	590	10000				
		16,5	193	7,247	780	590	10000				
		1400 Nm	0,08	17533	1400	475	19180	İRK İRKF 83 İR 53	495	70	
		0,02	0,09	15157	1400	475	19180				
		0,02	0,11	12996	1400	475	19180				
		0,03	0,14	9908	1400	475	19180				
		0,03	0,16	8812	1400	475	19180				
		0,04	0,19	7420	1400	475	19180				
		0,04	0,22	6435	1400	475	19180				
		0,04	0,24	5762	1400	475	19180				
		0,05	0,30	4677	1400	475	19180				
		0,06	0,34	4097	1400	475	19180				
		0,07	0,39	3599	1400	475	19180				
		0,08	0,44	3199	1400	475	19180				
		0,08	0,48	2919	1400	475	19180				
		0,09	0,54	2577	1400	475	19180				
		0,10	0,61	2291	1400	475	19180				
		0,12	0,68	2047	1400	475	19180				
		0,13	0,75	1860	1400	475	19180				
		0,14	0,84	1669	1400	475	19180				
		0,16	0,93	1502	1400	475	19180				
		0,17	1,00	1378	1400	475	19180				
		0,19	1,10	1226	1400	475	19180				
		0,22	1,3	1097	1400	450	19180	İRK İRKF 83 İR 52	495	69	
		0,24	1,4	980	1400	450	19180				
		0,25	1,5	960	1400	450	19180				
		0,27	1,6	912	1400	450	19180				
		0,29	1,7	801	1400	450	19180				
		0,34	2,0	712	1400	450	19180				
		0,37	2,2	629	1400	450	19180				
		0,42	2,5	562	1400	450	19180				
		0,51	3,0	454	1400	450	19180				
		0,56	3,3	416	1400	450	19180				
		0,64	3,8	370	1400	450	19180				
		0,73	4,3	329	1400	450	19180				
		0,81	4,8	294	1400	450	19180				
		0,90	5,3	264	1400	450	19180				
		1,0	6,1	228	1400	450	19180				
		1,3	8,4	165,92	1400	2150	19180	İRK İRKF 83	483	60	
		1,5	9,7	143,44	1400	2150	19180				
		1,7	11	126,50	1400	2150	19180				
		1,9	12,5	112,50	1400	2150	19180				
		2,1	13	106,33	1400	2150	19180				
		2,3	15	93,77	1400	2150	19180				
		2,6	17	83,39	1400	2150	19180				
		2,9	19	74,67	1400	2150	19180				
		3,4	23	60,60	1400	2150	19180				



n₁ = 1400 d/d
r.p.m

Servis Faktörü Service Factor Betriebsfaktor	S _f =1 S _f =1 S _f =1	P ₁	n ₂	i	M ₂	F _{Q1}	F _{Q10}	Tip Type Typ			kg
		GÜÇ	Çıkış Devri	Tahvil	Çıkış Momenti	Rad. Yük	Rad. Yük				
		Power	Output Speeds	Ratio	Output Torque	Over Loads	Over Loads				
		Leistung	Abtriebswelle Drehzahlen	Übersetzung	Abtriebswelle Drehmomente	Querkräfte	Querkräfte				
		[kW]	[r.p.m]		[Nm]	[N]	[N]				
1400 Nm		3,9	26	53,24	1400	2150	19180	İRK 83 İRKF 83	483	60	
		4,6	30	47,32	1400	2150	19180				
		5,1	33	42,27	1400	2150	19180				
		5,7	37	37,93	1400	2150	19180				
		6,3	41	34,14	1400	2150	19180				
		7,0	45	31,34	1400	2150	19180				
		7,7	50	27,85	1400	2150	19180				
		8,5	55	24,88	1400	2150	19180				
		9,8	63	22,32	1400	2150	19180				
		11,3	73	19,33	1400	2150	19180				
		12,4	80	17,27	1400	2150	19180				
		14	90	15,49	1400	2150	19180				
		15	100	13,95	1400	2150	19180				
		17	110	12,59	1400	2150	19180				
		19	125	11,38	1400	2150	19180				
		21	135	10,31	1400	2150	19180				
		23	150	9,35	1400	2150	19180				
		26	168	8,31	1400	2150	19180				
		28	185	7,52	1400	2150	19180				
		31	205	6,82	1400	2150	19180				
2500 Nm		0,03	0,09	14401	2500	590	24500	İRK 93 İR 63 İRKF 93 İR 63	497	114	
		0,03	0,11	13063	2500	590	24500				
		0,04	0,12	11908	2500	590	24500				
		0,04	0,14	9885	2500	590	24500				
		0,05	0,16	8813	2500	590	24500				
		0,05	0,18	7913	2500	590	24500				
		0,06	0,20	7146	2500	590	24500				
		0,08	0,25	5699	2500	590	24500				
		0,08	0,27	5137	2500	590	24500				
		0,10	0,33	4218	2500	590	24500				
		0,11	0,35	3962	2500	590	24500				
		0,12	0,40	3484	2500	590	24500				
		0,14	0,44	3206	2500	590	24500				
		0,16	0,53	2632	2500	590	24500				
		0,19	0,60	2338	2500	590	24500				
		0,22	0,70	2002	2500	590	24500				
		0,24	0,78	1797	2500	590	24500				
		0,27	0,86	1620	2500	590	24500				
		0,29	0,95	1466	2500	590	24500				
		0,34	1,1	1210	2500	590	24500				
		0,40	1,3	1116	2500	550	24500				
		0,43	1,4	995	2500	550	24500				
		0,49	1,6	893	2500	550	24500				
		0,67	2,2	643	2500	550	24500				
		0,73	2,4	580	2500	550	24500				
		0,82	2,7	525	2500	550	24500				
		0,88	2,9	476	2500	550	24500				
		0,95	3,1	447	2500	550	24500				
		1,2	3,9	362	2500	550	24500				
		1,3	4,3	327	2500	550	24500				
	1,5	5,0	280	2500	550	24500					
	1,7	5,5	252	2500	550	24500					
							İRK 93 İR 62 İRKF 93 İR 62	497	113		





n₁ = 1400 d/d
r.p.m

Servis Faktörü Service Factor Betriebsfaktor	S _f = 1 S _f = 1 S _f = 1	P ₁	n ₂	i	M ₂	F _{Q1}	F _{Q10}	Tip Type Typ			kg	
		GÜÇ	Çıkış Devri	Tahvil	Çıkış Momenti	Rad. Yük	Rad. Yük					
		Power	Output Speeds	Ratio	Output Torque	Over Loads	Over Loads					
		Leistung	Abtriebswelle Drehzahlen	Übersetzung	Abtriebswelle Drehmomente	Querkräfte	Querkräfte					
		[kW]	[r.p.m]		[Nm]	[N]	[N]					
2500 Nm		1,9	6,1	227	2500	550	24500	İRK İRKF 93 İR 62	497	113		
		2,1	6,8	205	2500	550	24500				498	126
		2,3	7,4	186	2500	550	24500					
		2,14	7,8	179,49	2500	2600	24500	İRK İRKF 93	485	126		
		2,41	8,8	158,46	2500	2600	24500					
		2,55	9,3	149,45	2500	2600	24500					
		2,88	10,5	133,78	2500	2600	24500					
		3,15	11,5	120,62	2500	2600	24500					
		3,56	13	109,40	2500	2600	24500					
		3,84	14	99,73	2500	2600	24500					
		4,66	17	82,79	2500	2600	24500					
		5,20	19	73,81	2500	2600	24500					
		5,75	21	66,27	2500	2600	24500					
		6,30	23	59,85	2500	2600	24500					
		7,12	26	53,18	2500	2600	24500					
		7,94	29	47,73	2500	2600	24500					
		9,04	33	43,03	2500	2600	24500					
		9,86	36	38,93	2500	2600	24500					
		11,0	40	35,33	2500	2600	24500					
		11,5	42	33,19	2500	2600	24500					
		12,9	47	29,78	2500	2600	24500					
		11,2	52	26,85	2500	2600	24500					
		15,9	58	24,29	2500	2600	24500					
		17,5	64	22,05	2500	2600	24500					
		18,4	67	20,80	2500	2600	24500					
		20,6	75	18,67	2500	2600	24500					
		22,5	82	16,83	2500	2600	24500					
		25,2	92	15,23	2500	2600	24500					
		27,7	101	13,82	2500	2600	24500					
		30,4	111	12,57	2500	2600	24500					
		33,4	122	11,46	2500	2600	24500					
		36,7	134	10,46	2500	2600	24500					
		40,0	146	9,56	2500	2600	24500					
		41,7	152	9,18	2500	2600	24500					
	45,8	167	8,38	2500	2600	24500						
	50,2	183	7,65	2500	2600	24500						
	54,8	200	6,99	2500	2600	24500						
4200 Nm	0,03	0,07	18013	4200	590	37000	İRK İRKF 103 İR 63	499	181			
	0,04	0,08	15999	4200	590	37000						
	0,04	0,09	14335	4200	590	37000						
	0,05	0,11	12937	4200	590	37000						
	0,06	0,12	11746	4200	590	37000						
	0,07	0,15	9169	4200	590	37000						
	0,09	0,18	7738	4200	590	37000						
	0,10	0,21	6820	4200	590	37000						
	0,13	0,26	5423	4200	590	37000						
	0,16	0,32	4412	4200	590	37000						
	0,17	0,35	4004	4200	590	37000						
	0,20	0,40	3486	4200	590	37000						
	0,25	0,51	2772	4200	590	37000						
	0,31	0,62	2255	4200	590	37000						
	0,34	0,68	2047	4200	590	37000						
	0,36	0,72	1993	4200	590	37000						





$n_1 = 1400$ d/d
r.p.m

Servis Faktörü Service Factor Betriebsfaktor	$S_f=1$ $S_f=1$ $S_j=1$	P_1	n_2	i	M_2	F_{Q1}	F_{Q10}	Tip Type Typ			kg					
		GÜÇ	Çıkış Devri	Tahvil	Çıkış Momenti	Rad. Yük	Rad. Yük									
		Power Leistung	Output Speeds Abtriebswelle Drehzahlen	Ratio Übersetzung	Output Torque Abtriebswelle Drehmomente	Over Loads Querkräfte	Over Loads Querkräfte									
		[kW]	[r.p.m]		[Nm]	[N]	[N]									
4200 Nm		0,44	0,89	1572	4200	590	37000	İRK İRK F 103 İR 63			499 181 500 201					
		0,48	0,98	1427	4200	590	37000									
		0,54	1,1	1304	4200	590	37000									
		0,59	1,2	1174	4200	590	37000									
		0,64	1,3	1061	4200	590	37000									
		0,79	1,6	877	4200	590	37000									
		0,89	1,8	757	4200	590	37000									
		1,13	2,3	616	4200	590	37000									
		1,23	2,5	559	4200	590	37000									
		1,33	2,7	509	4200	590	37000									
		1,58	3,2	432	4200	590	37000									
		1,8	3,6	392	4200	590	37000									
		1,9	3,9	357	4200	590	37000									
			2,19	4,5	314	4200	550					37000	İRK İRK F 103 İR 62			499 180 500 200
			2,38	4,9	285	4200	550					37000				
		2,62	5,4	261	4200	550	37000									
		2,91	6	235	4200	550	37000									
		3,20	6,6	212	4200	550	37000									
		3,88	8	175	4200	550	37000	İRK İRK F 103			487 131 488 136					
		3,73	8,1	171,79	4200	3150	37000									
		4,00	8,7	160,27	4200	3150	37000									
		4,56	9,9	140,79	4200	3150	37000									
		5,06	11	125,04	4200	3150	37000									
		5,75	12,5	112,03	4200	3150	37000									
		6,44	14	101,11	4200	3150	37000									
		6,90	15	91,80	4200	3150	37000									
		8,28	18	76,79	4200	3150	37000									
		10,1	22	64,81	4200	3150	37000									
		11,5	25	57,11	4200	3150	37000									
		14,3	31	45,72	4200	3150	37000									
		15,7	34	40,87	4200	3150	37000									
		17,5	38	36,95	4200	3150	37000									
		19,3	42	33,53	4200	3150	37000									
		21,2	46	30,65	4200	3150	37000									
		23,5	51	27,58	4200	3150	37000									
		25,8	56	24,93	4200	3150	37000									
		28,5	62	22,63	4200	3150	37000									
		31,3	68	20,60	4200	3150	37000									
		34,1	74	18,81	4200	3150	37000									
		36,4	79	17,80	4200	3150	37000									
		40,0	87	16,01	4200	3150	37000									
		44,6	97	14,48	4200	3150	37000									
		48,8	106	13,14	4200	3150	37000									
		53,9	117	11,96	4200	3150	37000									
		59,0	128	10,92	4200	3150	37000									
		64,5	140	9,99	4200	3150	37000									
		70,5	153	9,16	4200	3150	37000									
		83,4	181	7,72	4200	3150	37000									
		90,7	197	7,10	4200	3150	37000									
		98,6	214	6,53	4200	3150	37000									
8000 Nm		0,08	0,09	15860	8000	1200	60800	İRK İRK F 123 İR 73			501 284 502 318					
		0,09	0,10	14323	8000	1200	60800									





$n_1 = 1400$ $\frac{d}{d}$
r.p.m

Servis Faktörü Service Factor Betriebsfaktor	$S_f = 1$ $S_f = 1$ $S_f = 1$	P_1	n_2	i	M_2	F_{Q1}	F_{Q10}	Tip Type Typ			kg
		GÜÇ Power Leistung	Çıkış Devri Output Speeds Abtriebswelle Drehzahlen	Tahvil Ratio Übersetzung	Çıkış Momenti Output Torque Abtriebswelle Drehmomente	Rad. Yük Over Loads Querkräfte	Rad. Yük Over Loads Querkräfte				
		[kW]	[r.p.m]		[Nm]	[N]	[N]				
8000 Nm		0,10	0,11	13014	8000	1200	60800				
		0,11	0,12	11886	8000	1200	60800				
		0,12	0,13	10903	8000	1200	60800				
		0,13	0,14	9721	8000	1200	60800				
		0,15	0,16	8585	8000	1200	60800				
		0,17	0,18	7630	8000	1200	60800				
		0,19	0,21	6596	8000	1200	60800				
		0,22	0,24	5893	8000	1200	60800				
		0,24	0,26	5288	8000	1200	60800				
		0,28	0,31	4526	8000	1200	60800				
		0,32	0,35	4023	8000	1200	60800				
		0,36	0,39	3594	8000	1200	60800	İRK	123 İR 73	501	284
		0,39	0,43	3225	8000	1200	60800	İRKF		502	318
		0,44	0,48	2903	8000	1200	60800				
		0,46	0,50	2781	8000	1200	60800				
		0,51	0,56	2472	8000	1200	60800				
		0,58	0,63	2208	8000	1200	60800				
		0,64	0,70	1982	8000	1200	60800				
		0,72	0,78	1784	8000	1200	60800				
		0,80	0,87	1610	8000	1200	60800				
		0,88	0,96	1456	8000	1200	60800				
		0,92	1,00	1319	8000	1200	60800				
		1,1	1,20	1195	8000	1200	60800				
		1,2	1,30	1084	8000	1200	60800				
	0,64	0,71	1983	8000	1200	60800					
	0,72	0,80	1743	8000	1200	60800					
	0,81	0,90	1549	8000	1200	60800					
	0,90	1	1389	8000	1200	60800					
	0,99	1,1	1255	8000	1200	60800					
	1,1	1,2	1140	8000	1200	60800					
	1,2	1,3	1041	8000	1200	60800					
	1,4	1,6	852	8000	1200	60800					
	1,7	1,9	752	8000	1200	60800					
	1,9	2,1	668	8000	1200	60800					
	2,1	2,3	597	8000	1200	60800					
	2,3	2,6	536	8000	1200	60800					
	2,7	3,0	458	8000	1200	60800	İRK	123 İR 72	501	282	
	3,1	3,4	408	8000	1200	60800	İRKF		502	316	
	3,4	3,8	364	8000	1200	60800					
	3,9	4,3	327	8000	1200	60800					
	4,2	5	294	8000	1200	60800					
	4,5	5,0	282	8000	1200	60800					
	5,0	6	250	8000	1200	60800					
	5,5	6,1	228	8000	1200	60800					
	6,3	7	201	8000	1200	60800					
	7,0	7,7	181	8000	1200	60800					
	7,8	8,6	163	8000	1200	60800					
	8,6	9,5	148	8000	1200	60800					
	9,5	10,5	134	8000	1200	60800					
	10,4	11,5	121	8000	1200	60800					
	8,4	9,6	146,568	8000	3750	60000	İRK	123	489	293	
	9,6	11	128,589	8000	3750	60000	İRKF		490	327	





$n_1 = 1400$ d/d
r.p.m

Servis Faktörü Service Factor Betriebsfaktor	$S_f = 1$ $S_f = 1$ $S_j = 1$	P_1	n_2	i	M_2	F_{Q1}	F_{Q10}	Tip Type Typ			kg
		GÜÇ	Çıkış Devri	Tahvil	Çıkış Momenti	Rad. Yük	Rad. Yük				
		Power	Output Speeds	Ratio	Output Torque	Over Loads	Over Loads				
		Leistung	Abtriebswelle Drehzahlen	Übersetzung	Abtriebswelle Drehmomente	Querkräfte	Querkräfte				
		[kW]	[r.p.m]		[Nm]	[N]	[N]				
8000 Nm		10,5	12	114,523	8000	3750	60000	İRK 123 İRK F			
		12,3	14	102,681	8000	3750	55000				
		13,1	15	92,733	8000	3750	55000				
		14,9	17	84,259	8000	3750	55000				
		15,8	18	76,954	8000	3750	55000				
		17,5	20	70,591	8000	3750	50000				
		19,3	22	62,936	8000	3750	50000				
		21,9	25	55,579	8000	3750	50000				
		24,5	28	49,400	8000	3750	50000				
		28,0	32	44,135	8000	3750	50000				
		30,7	35	39,597	8000	3750	45000				
		35,9	41	33,897	8000	3750	45000				
		40,3	46	30,128	8000	3750	40000				
		45,6	52	26,917	8000	3750	40000				
		50,8	58	24,150	8000	3750	40000				
		56,1	64	21,739	8000	3750	40000				
		58,7	67	20,829	8000	3750	40000				
		65,7	75	18,513	8000	3750	40000				
		73,6	84	16,540	8000	3750	35000				
		82,4	94	14,840	8000	3750	35000				
		92,0	105	13,358	8000	3750	35000				
		101,7	116	12,056	8000	3750	35000				
		112,2	128	10,904	8000	3750	25000				
		124,5	142	9,875	8000	3750	25000				
		136,7	156	8,952	8000	3750	25000				
	150,8	172	8,120	8000	3750	25000					
13000 Nm		0,10	0,07	21208	13000	1200	75000	İRK 143 İR 73 İRK F			
		0,12	0,08	18335	13000	1200	75000				
		0,13	0,09	14883	13000	1200	75000				
		0,16	0,11	12431	13000	1200	75000				
		0,19	0,13	10939	13000	1200	75000				
		0,21	0,14	9706	13000	1200	75000				
		0,24	0,16	8552	13000	1200	75000				
		0,27	0,18	7589	13000	1200	75000				
		0,30	0,20	6779	13000	1200	75000				
		0,34	0,23	6090	13000	1200	75000				
		0,37	0,25	5495	13000	1200	75000				
		0,42	0,28	5059	13000	1200	75000				
		0,46	0,31	4489	13000	1200	75000				
		0,52	0,35	4010	13000	1200	75000				
		0,58	0,39	3602	13000	1200	75000				
		0,64	0,43	3251	13000	1200	75000				
		0,76	0,51	2728	13000	1200	75000				
		0,92	0,62	2245	13000	1200	75000				
		1,12	0,75	1866	13000	1200	75000				
		1,19	0,80	1757	13000	1200	75000				
		1,45	0,97	1446	13000	1200	75000				
		1,61	1,1	1259	13000	1200	75000				
		1,76	1,2	1108	13000	1200	75000				
		2,06	1,4	983	13000	1200	75000				
		2,35	1,6	866	13000	1200	75000				
	2,64	1,8	769	13000	1200	75000					
	2,94	2,0	686	13000	1200	75000					







$n_1 = 1400$ d/d
r.p.m

Servis Faktörü Service Factor Betriebsfaktor	$S_f = 1$ $S_f = 1$ $S_f = 1$	P_1	n_2	i	M_2	F_{Q1}	F_{Q10}	Tip Type Typ			kg		
		GÜÇ	Çıkış Devri	Tahvil	Çıkış Momenti	Rad. Yük	Rad. Yük						
		Power	Output Speeds	Ratio	Output Torque	Over Loads	Over Loads						
		Leistung	Abtriebswelle Drehzahlen	Übersetzung	Abtriebswelle Drehmomente	Querkräfte	Querkräfte						
		[kW]	[r.p.m]		[Nm]	[N]	[N]						
13000 Nm		3,38	2,3	598	13000	1200	75000	İRK İRKF 143 İR 72	503	512			
		3,82	2,6	530	13000	1200	75000						
		4,40	3,0	474	13000	1200	75000						
		5,29	3,6	384	13000	1200	71000						
		5,87	4,0	353	13000	1200	71000						
		6,61	4,5	314	13000	1200	71000						
		7,19	4,9	283	13000	1200	71000						
		8,22	5,6	250	13000	1200	71000						
		9,10	6,2	225	13000	1200	71000						
		10,10	6,9	203	13000	1200	71000						
		12,00	8,2	170	13000	1200	71000						
		13,50	9,2	151	13000	1200	71000						
		14,70	10,0	135	13000	1200	71000						
		3,67	2,5	564	13000	1550	75000				İRK İRKF 143 İR 82	505	549
		4,11	2,8	501	13000	1550	75000						
		4,55	3,1	447	13000	1550	75000						
		5,14	3,5	402	13000	1550	75000						
		5,73	3,9	363	13000	1550	71000						
		6,46	4,4	320	13000	1550	71000						
		7,93	5,4	261	13000	1550	71000						
		9,40	6,4	219	13000	1550	71000						
		11,3	7,7	181	13000	1550	71000						
		12,5	8,5	164	13000	1550	71000						
		14,7	10,0	137	13000	1550	71000						
		12,8	9,0	154,311	13000	3750	65000	İRK İRKF 143	491	530			
		14,2	10	137,307	13000	3750	65000						
		15,7	11	123,260	13000	3750	65000						
		18,5	13	111,461	13000	3750	65000						
		21,4	15	93,097	13000	3750	65000						
		24,2	17	81,923	13000	3750	65000						
	27,1	19	72,692	13000	3750	61500							
	31,3	22	64,048	13000	3750	61500							
	35,6	25	56,832	13000	3750	61500							
	39,9	28	50,770	13000	3750	55000							
	44,2	31	45,606	13000	3750	55000							
	48,4	34	41,154	13000	3750	55000							
	52,7	37	37,889	13000	3750	55000							
	59,8	42	33,620	13000	3750	50000							
	66,9	47	30,034	13000	3750	50000							
	74,1	52	26,979	13000	3750	50000							
	82,6	58	24,345	13000	3750	45000							
	88,3	62	22,639	13000	3750	45000							
	98,3	69	20,429	13000	3750	45000							
	108,3	76	18,504	13000	3750	38500							
	118,2	83	16,813	13000	3750	38500							
	129,6	91	15,315	13000	3750	38500							
	142,4	100	13,979	13000	3750	38500							
	151,0	106	13,157	13000	3750	38500							
	166,7	117	11,917	13000	3750	36000							
	183,7	129	10,828	13000	3750	36000							
	202,3	142	9,863	13000	3750	36000							
	222,2	156	9,002	13000	3750	36000							





$n_1 = 1400$ d/d
r.p.m

Servis Faktörü Service Factor Betriebsfaktor	$S_f = 1$	P_1	n_2	i	M_2	F_{Q1}	F_{Q10}	Tip Type Typ			kg		
	$S_f = 1$	GÜÇ	Çıkış Devri	Tahvil	Çıkış Momenti	Rad. Yük	Rad. Yük						
	$S_f = 1$	Power	Output Speeds	Ratio	Output Torque	Over Loads	Over Loads						
		Leistung	Abtriebswelle Drehzahlen	Übersetzung	Abtriebswelle Drehmomente	Querkräfte	Querkräfte						
		[kW]	[r.p.m]		[Nm]	[N]	[N]						
13000 Nm		242,1	170	8,230	13000	3750	36000	İRK İRKF 143					
		264,9	186	7,533	13000	3750	36000					491	530
		289,2	203	6,901	13000	3750	36000					492	578





n₁ = 900 d/d
r.p.m

Servis Faktörü Service Factor Betriebsfaktor	S _f = 1 S _f = 1 S _f = 1	P ₁	n ₂	i	M ₂	F _{Q1}	F _{Q10}	Tip Type Typ			kg
		GÜÇ	Çıkış Devri	Tahvil	Çıkış Momenti	Rad. Yük	Rad. Yük				
		Power	Output Speeds	Ratio	Output Torque	Over Loads	Over Loads				
		Leistung	Abtriebswelle Drehzahlen	Übersetzung	Abtriebswelle Drehmomente	Querkräfte	Querkräfte				
		[kW]	[r.p.m]		[Nm]	[N]	[N]				
780 Nm		0,57	6,7	133,989	780	590	12100	İRK İRKF 73	481	36	
		0,62	7,2	125,038	780	590	12100				
		0,66	7,7	117,030	780	590	12100				
1400 Nm		0,83	5,4	165,92	1400	2150	19180	İRK İRKF 83	483	60	
		1,0	6,3	143,44	1400	2150	19180				
		1,1	7,1	126,50	1400	2150	19180				
		1,2	8	112,50	1400	2150	19180				
		1,3	8,4	106,33	1400	2150	19180				
2500 Nm		1,4	5	179,48	2500	2600	24500	İRK İRKF 93	485	126	
		1,6	5,7	158,46	2500	2600	24500				
		1,6	6	149,45	2500	2600	24500				
		1,8	6,7	133,77	2500	2600	24500				
		2,0	7,4	120,61	2500	2600	24500				
4200 Nm		2,4	5,2	171,79	4200	3150	37000	İRK İRKF 103	487	131	
		2,6	5,6	160,27	4200	3150	37000				
		3,0	6,4	140,79	4200	3150	37000				
		3,3	7,2	125,04	4200	3150	37000				
8000 Nm		6,9	7,8	114,523	8000	3750	60800	İRK İRKF 123	489	293	
		7,7	8,8	102,681	8000	3750	60800				
13000 Nm		8,3	5,8	154,311	13000	3750	75000	İRK İRKF 143	491	530	
		9,3	6,5	137,307	13000	3750	75000				
		10,4	7,3	123,260	13000	3750	75000				
		11,4	8	111,461	13000	3750	75000				

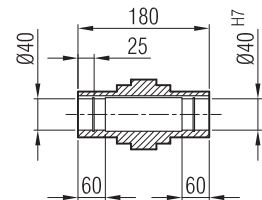
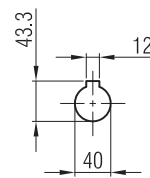
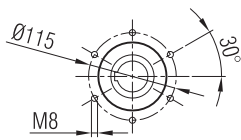
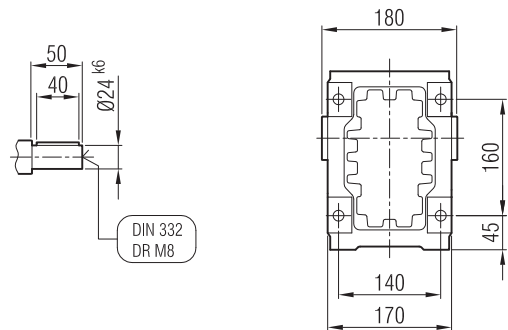
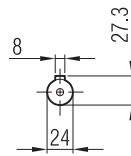
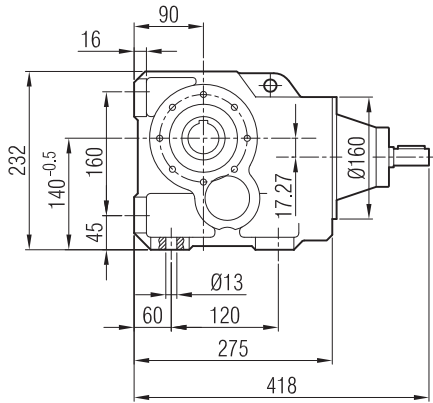


n₁ = 700 **d/d**
 r.p.m

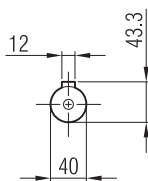
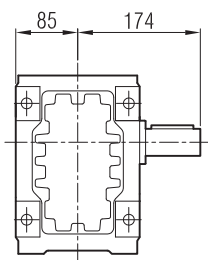
Servis Faktörü Service Factor Betriebsfaktor	S _f = 1 S _f = 1 S _f = 1	P ₁	n ₂	i	M ₂	F _{Q1}	F _{Q10}	Tip Type Typ			kg	
		GÜÇ	Çıkış Devri	Tahvil	Çıkış Momenti	Rad. Yük	Rad. Yük					
		Power	Output Speeds	Ratio	Output Torque	Over Loads	Over Loads					
		Leistung	Abtriebswelle Drehzahlen	Übersetzung	Abtriebswelle Drehmomente	Querkräfte	Querkräfte					
		[kW]	[r.p.m]		[Nm]	[N]	[N]					
1400 Nm	1,3	8,4	165,92	1400	2150	19180	İRK	83	483	60		
	1,5	9,7	143,44	1400	2150	19180			İRK F	484	68	
2500 Nm	1,2	4,4	158,46	2500	2600	24500	İRK	93	485	126		
	1,3	4,7	149,45	2500	2600	24500			İRK F	486	130	
4200 Nm	2,3	5	140,79	4200	3150	37000	İRK	103	487	131		
	2,6	5,6	125,04	4200	3150	37000			İRK F	488	136	
8000 Nm	4,2	4,8	146,568	8000	3750	60800	İRK	123	489	293		
	4,7	5,4	128,859	8000	3750	60800			İRK F	490	327	
	5,3	6,1	114,523	8000	3750	60800				İRK F	490	327
	6,0	6,8	102,681	8000	3750	60800					İRK F	490
13000 Nm	6,4	4,5	154,311	13000	3750	75000	İRK	143	491	530		
	7,3	5,1	137,307	13000	3750	75000			İRK F	492	578	
	7,7	5,4	123,260	13000	3750	75000				İRK F	492	578



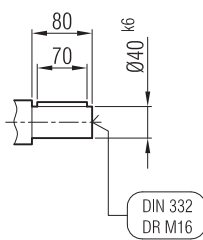
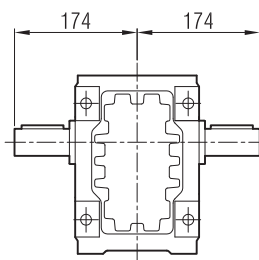
İRK 73



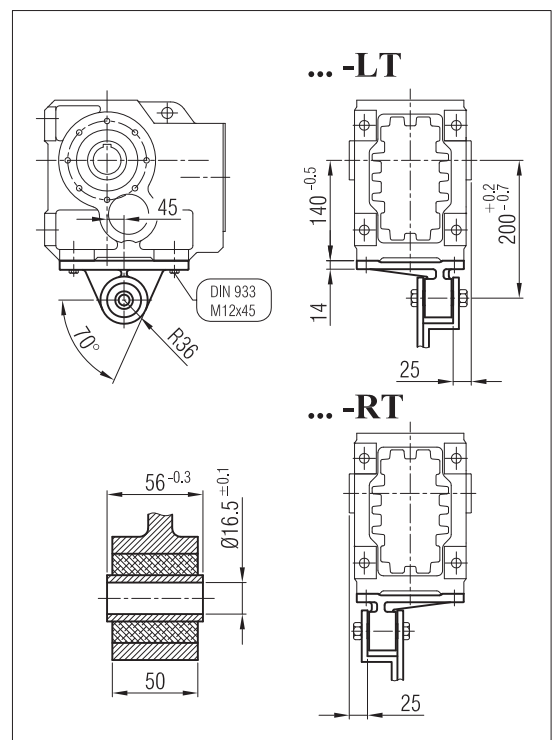
... -01



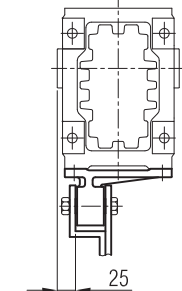
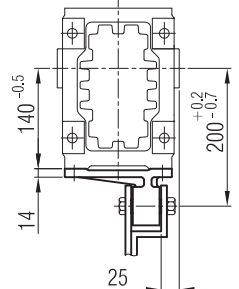
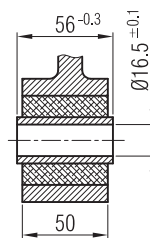
... -02



... -LT

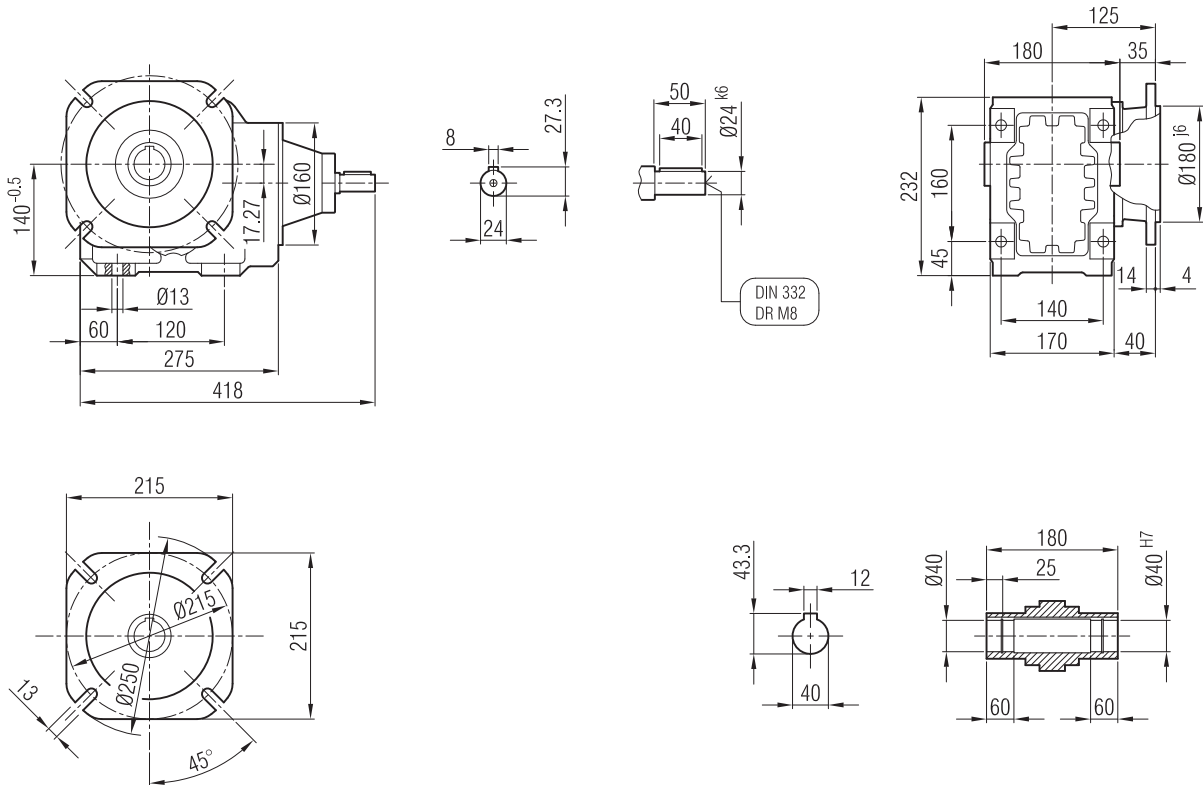


... -RT

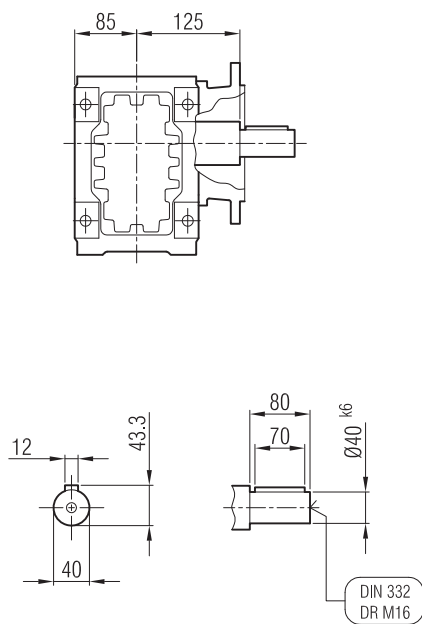




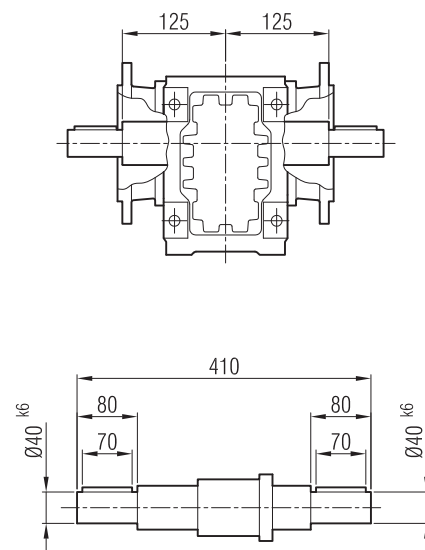
İRKF 73



... -01

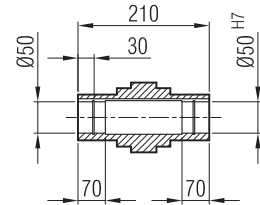
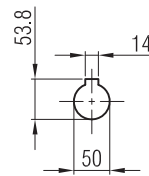
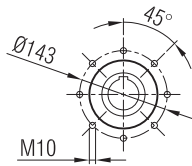
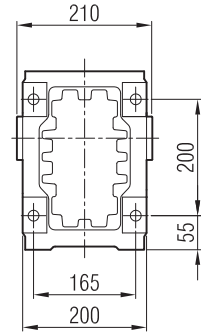
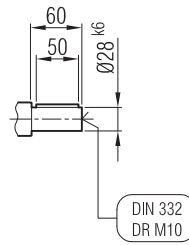
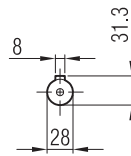
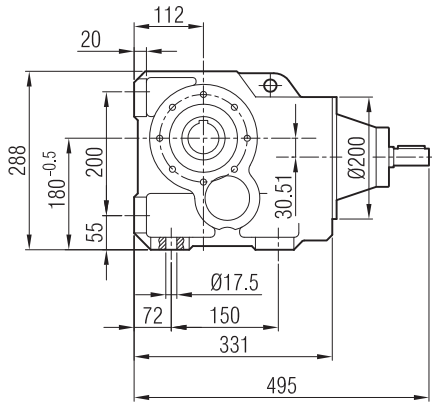


... -02

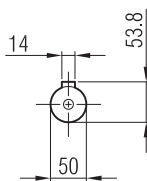
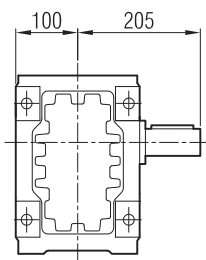




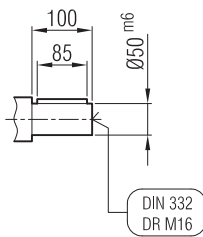
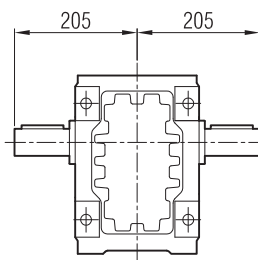
İRK 83



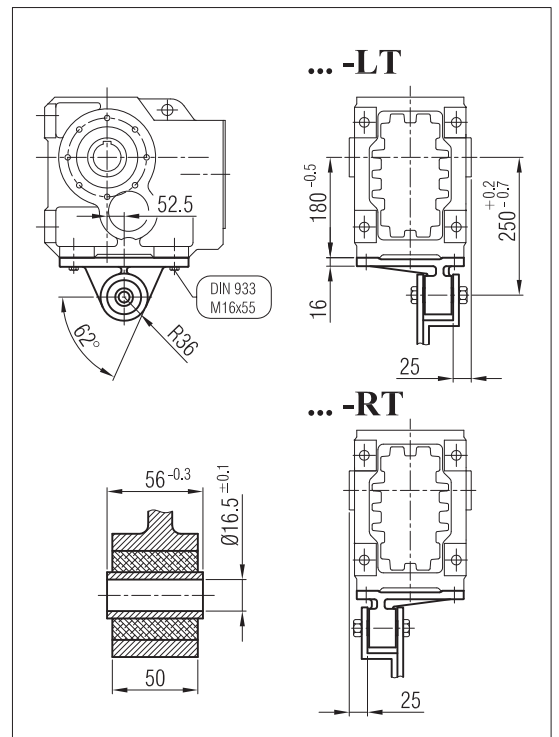
... -01



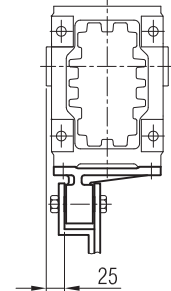
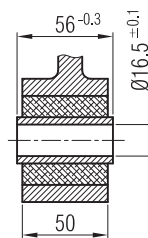
... -02



... -LT

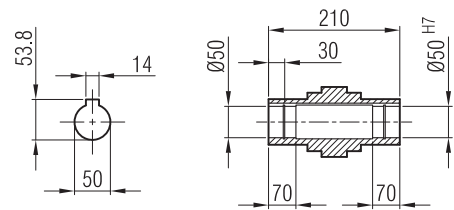
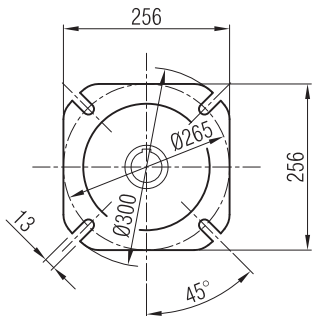
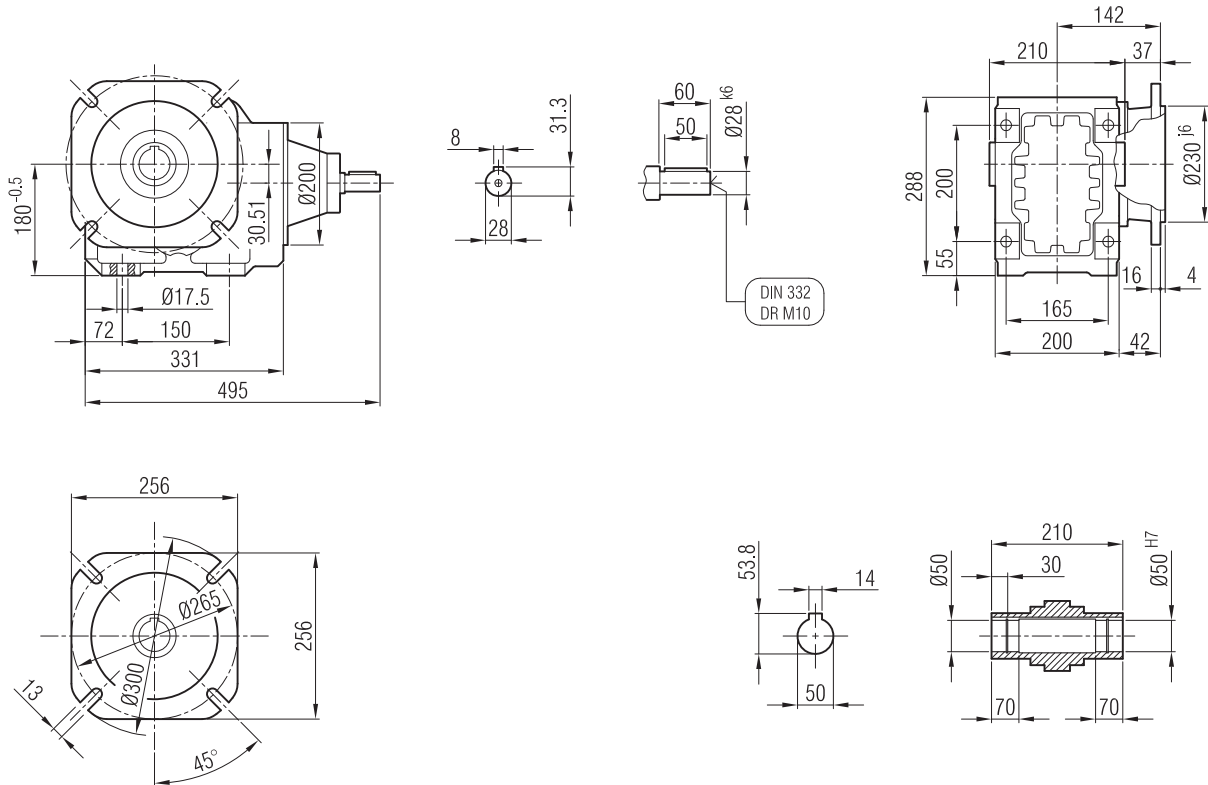


... -RT

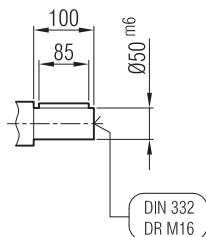
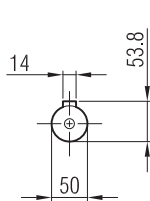
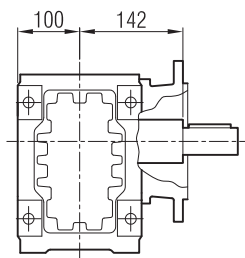




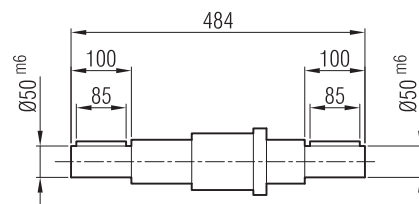
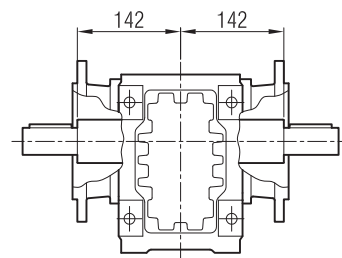
İRKF 83



... -01

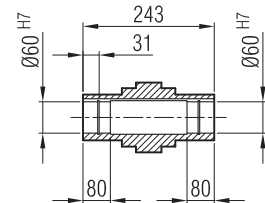
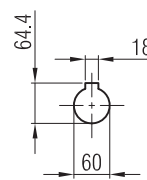
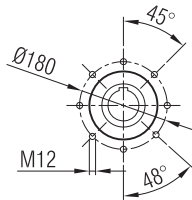
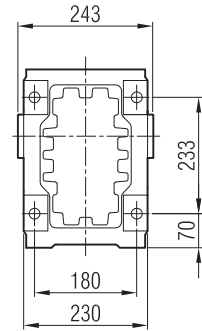
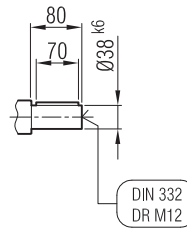
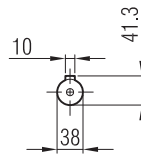
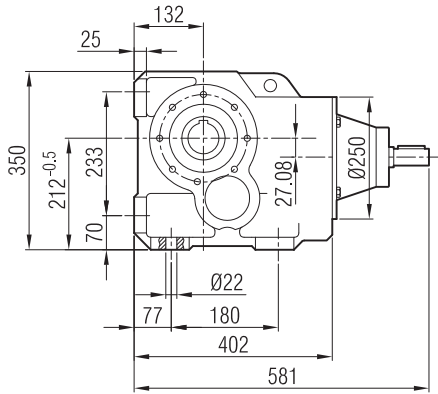


... -02

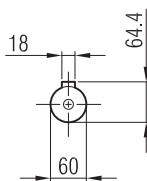
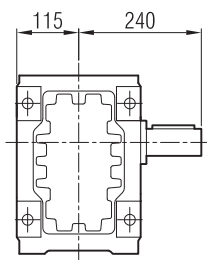




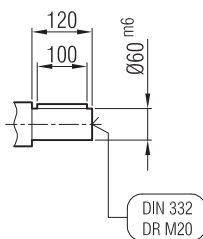
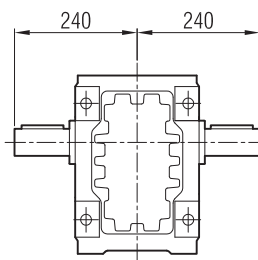
İRK 93



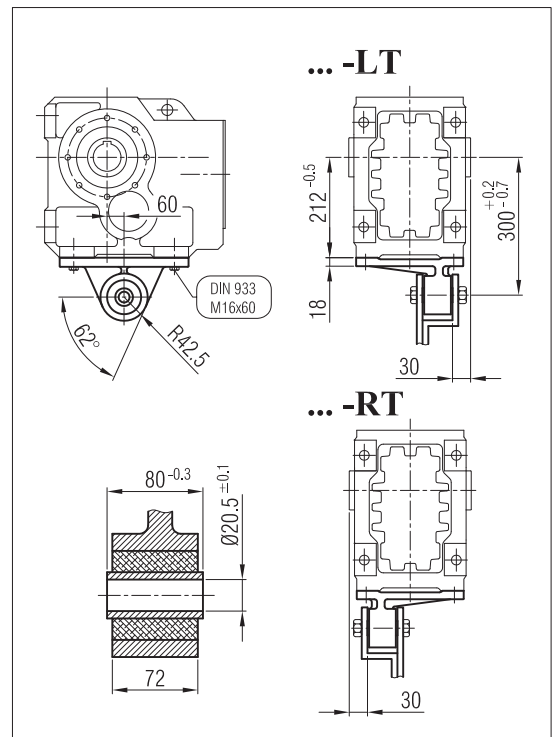
... -01



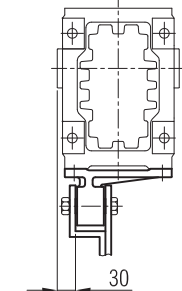
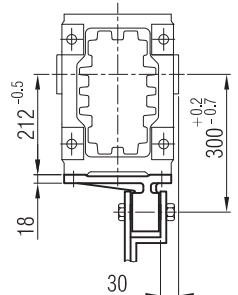
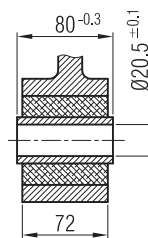
... -02



... -LT

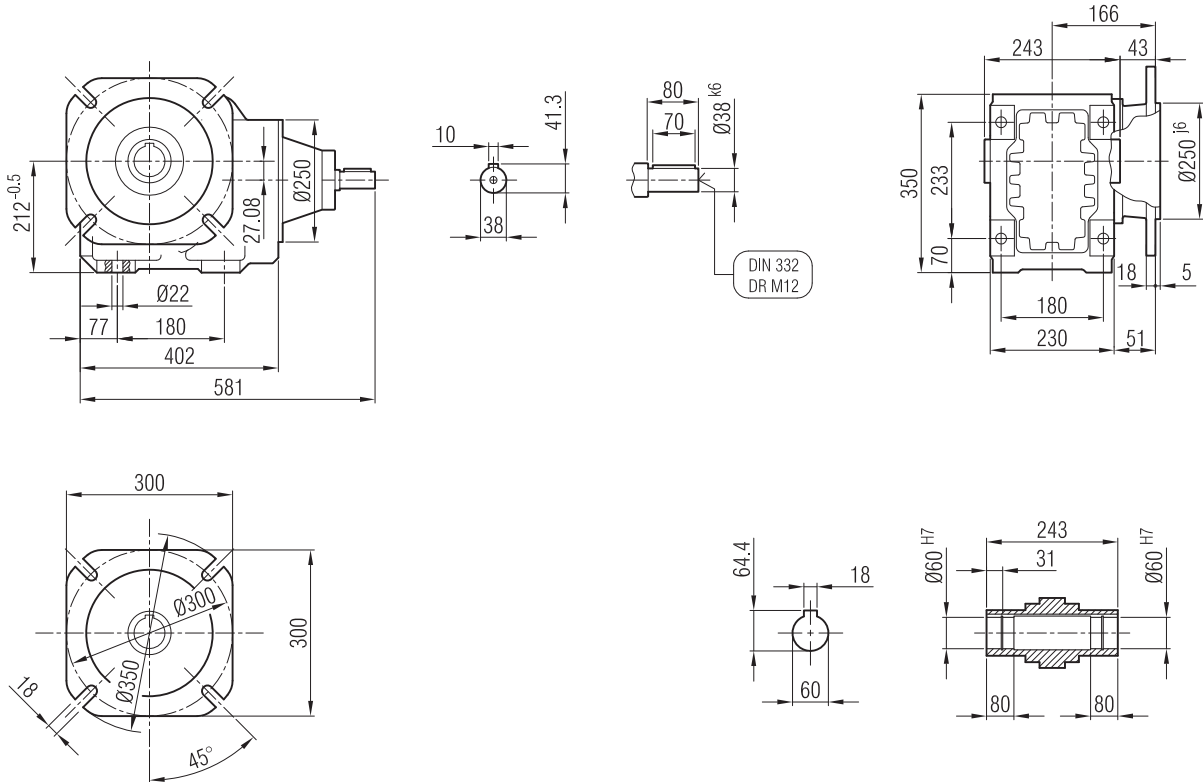


... -RT

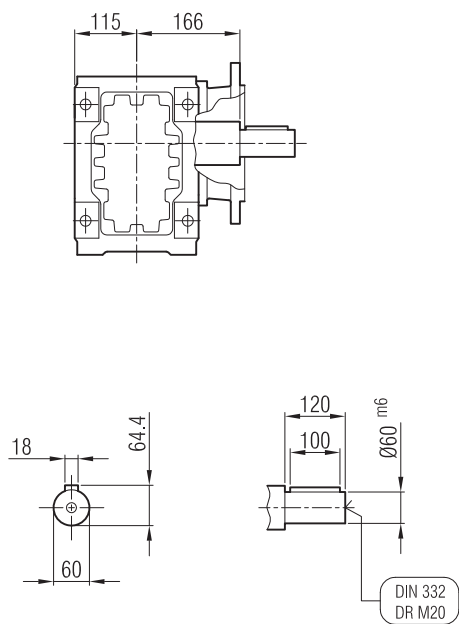




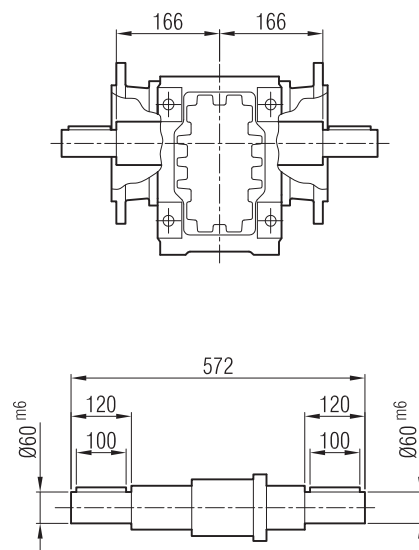
İRKF 93



... -01

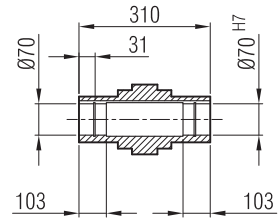
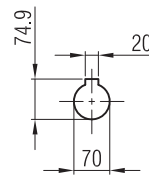
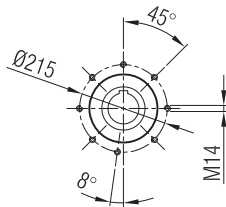
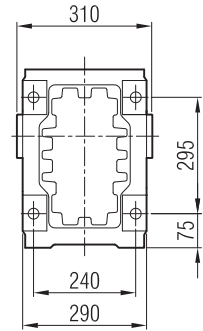
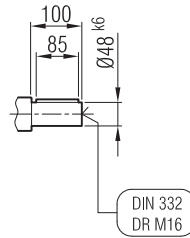
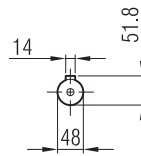
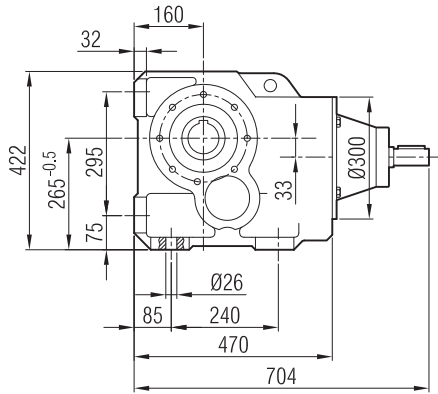


... -02

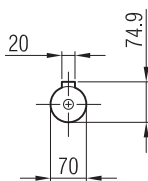
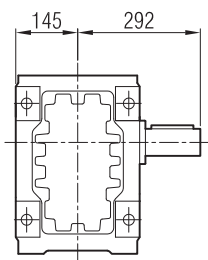




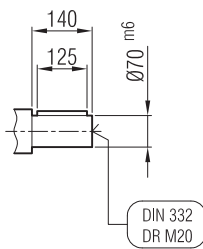
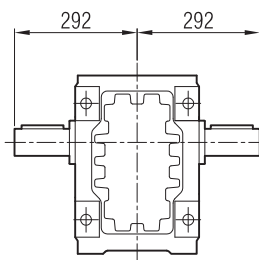
İRK 103



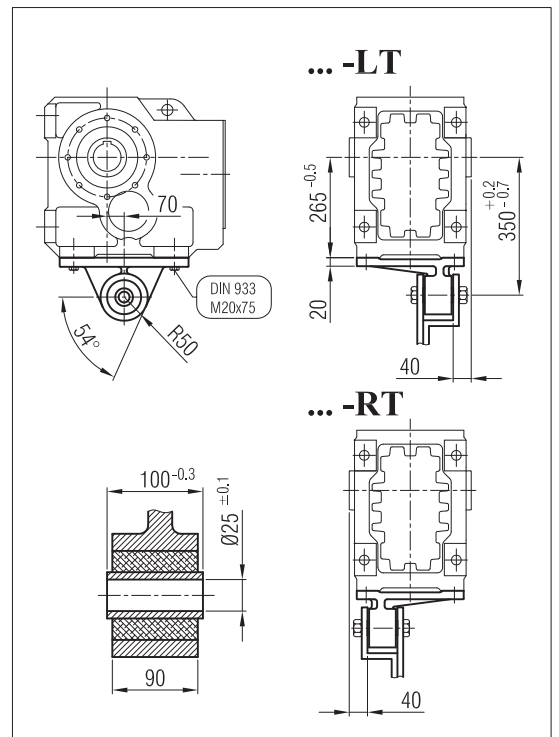
... -01



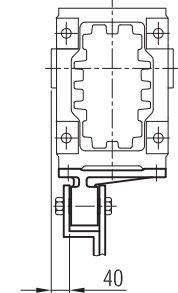
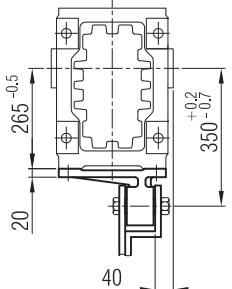
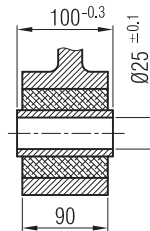
... -02



... -LT

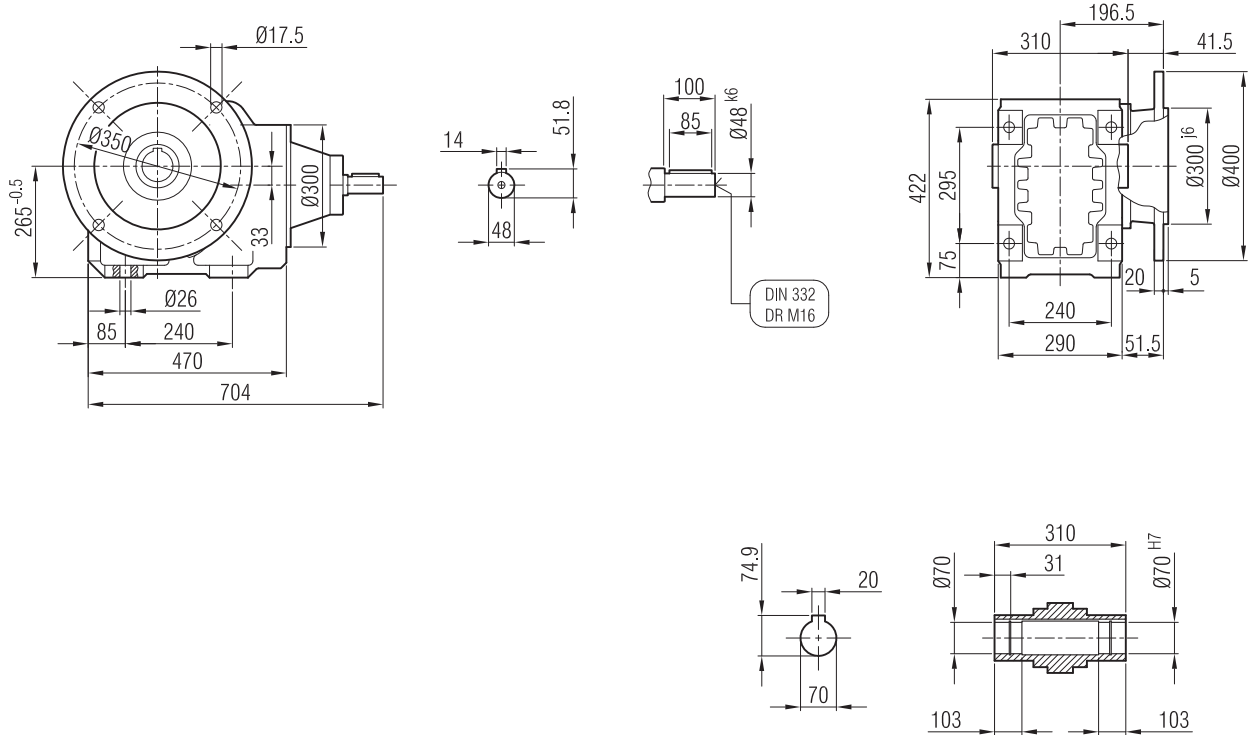


... -RT

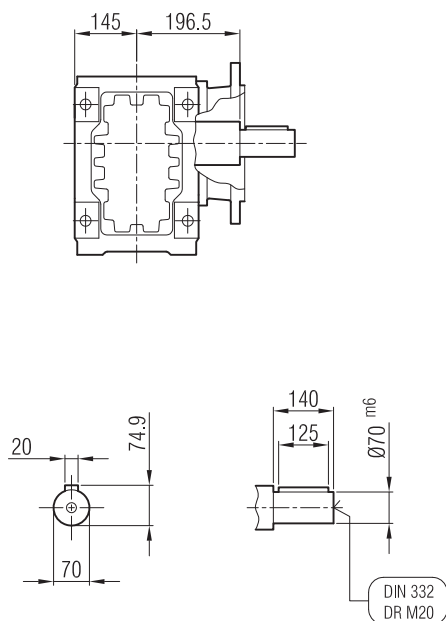




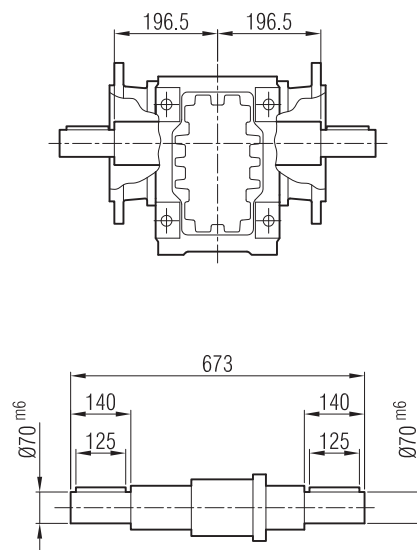
İRKF 103



... -01

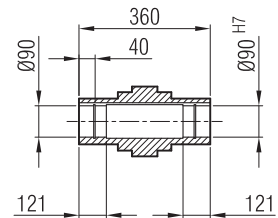
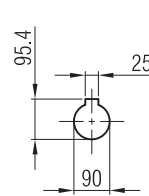
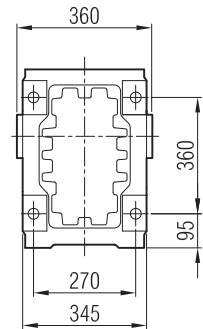
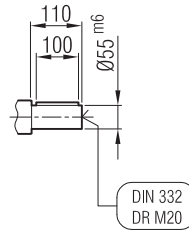
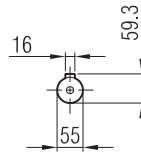
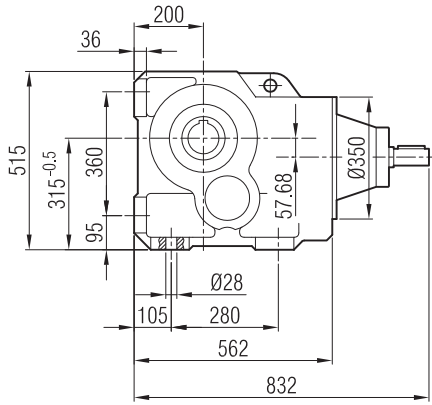


... -02

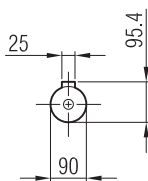
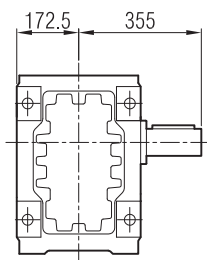




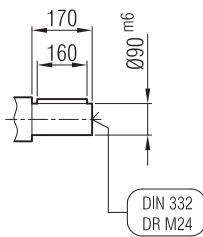
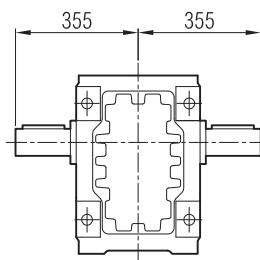
İRK 123



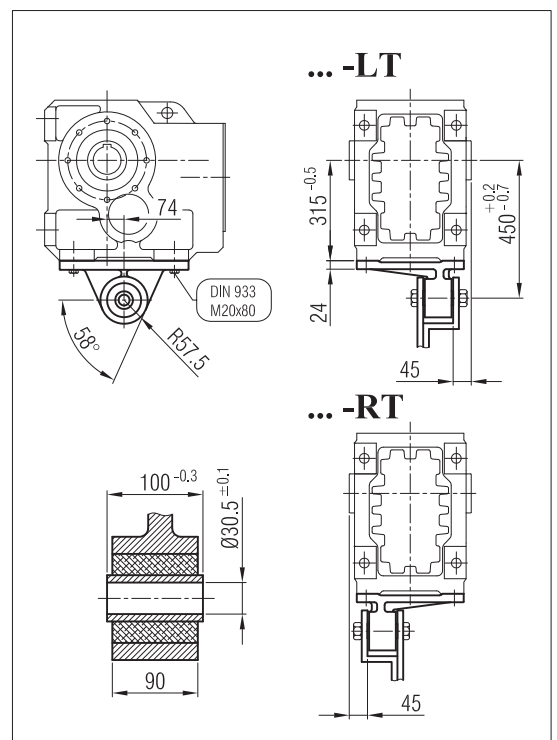
... -01



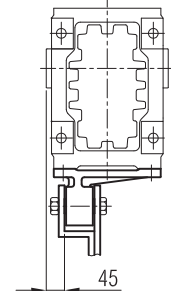
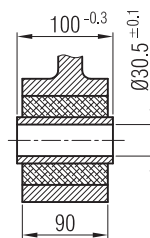
... -02



... -LT

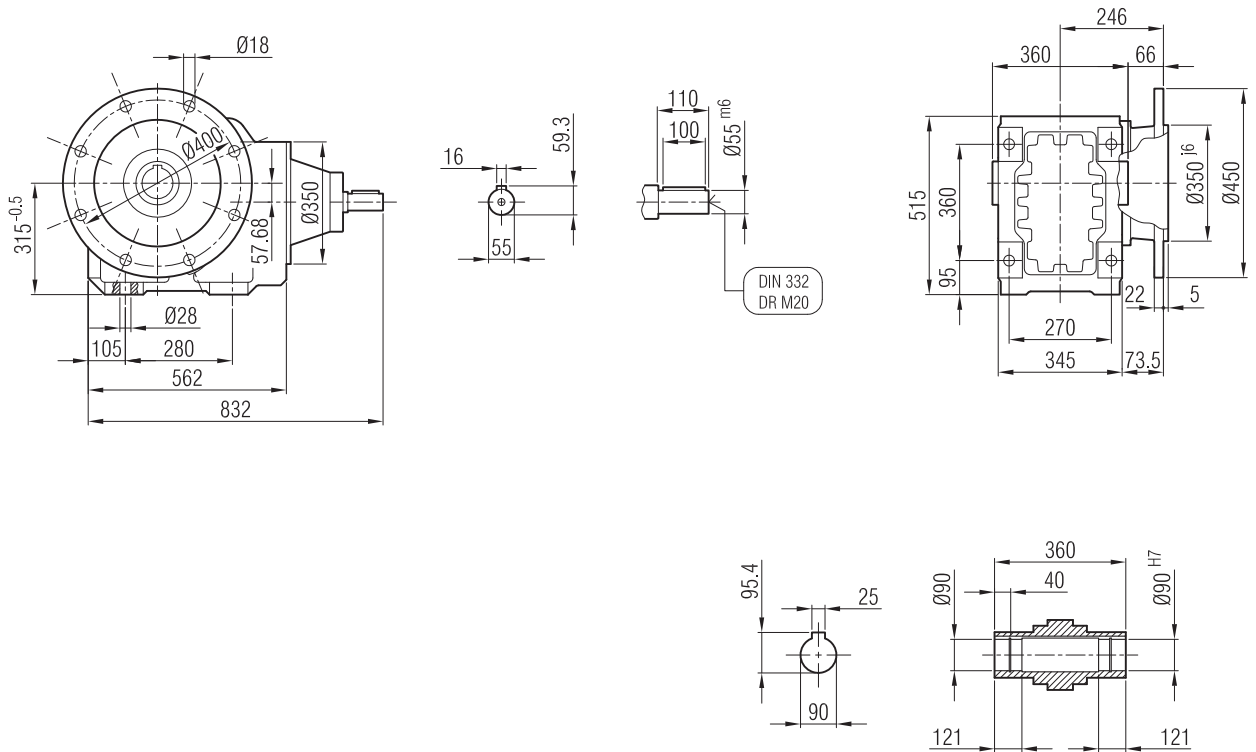


... -RT

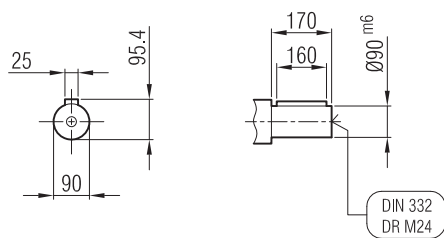
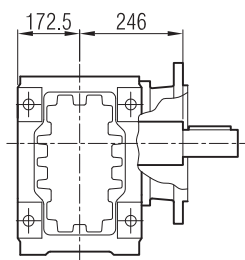




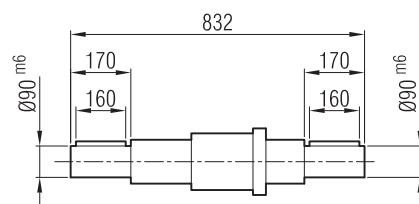
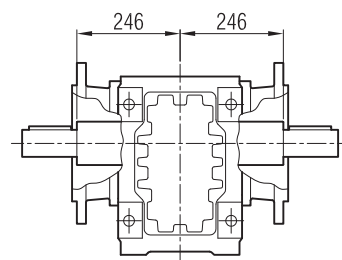
İRKF 123



... -01

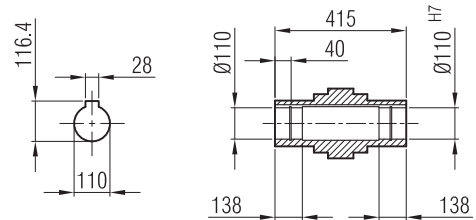
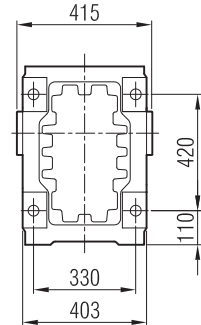
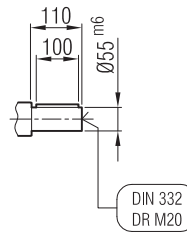
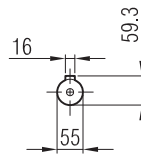
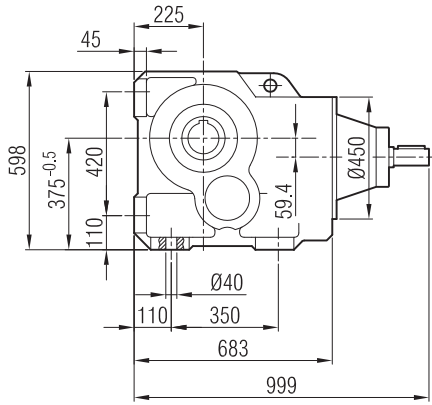


... -02

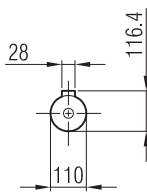
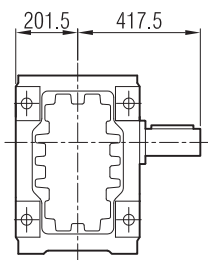




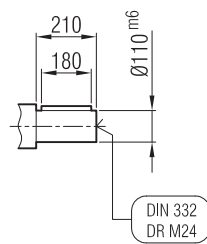
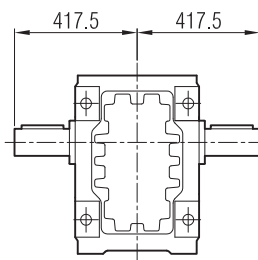
İRK 143



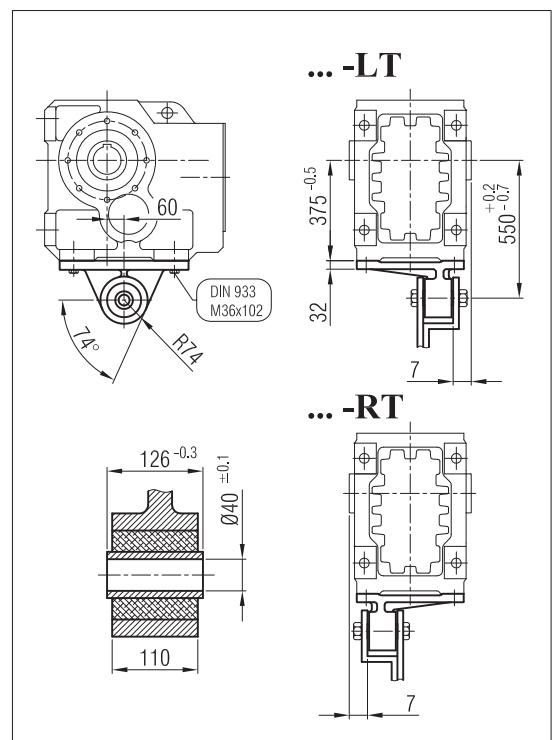
... -01



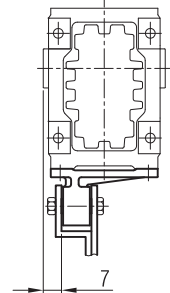
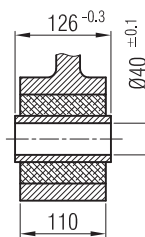
... -02



... -LT

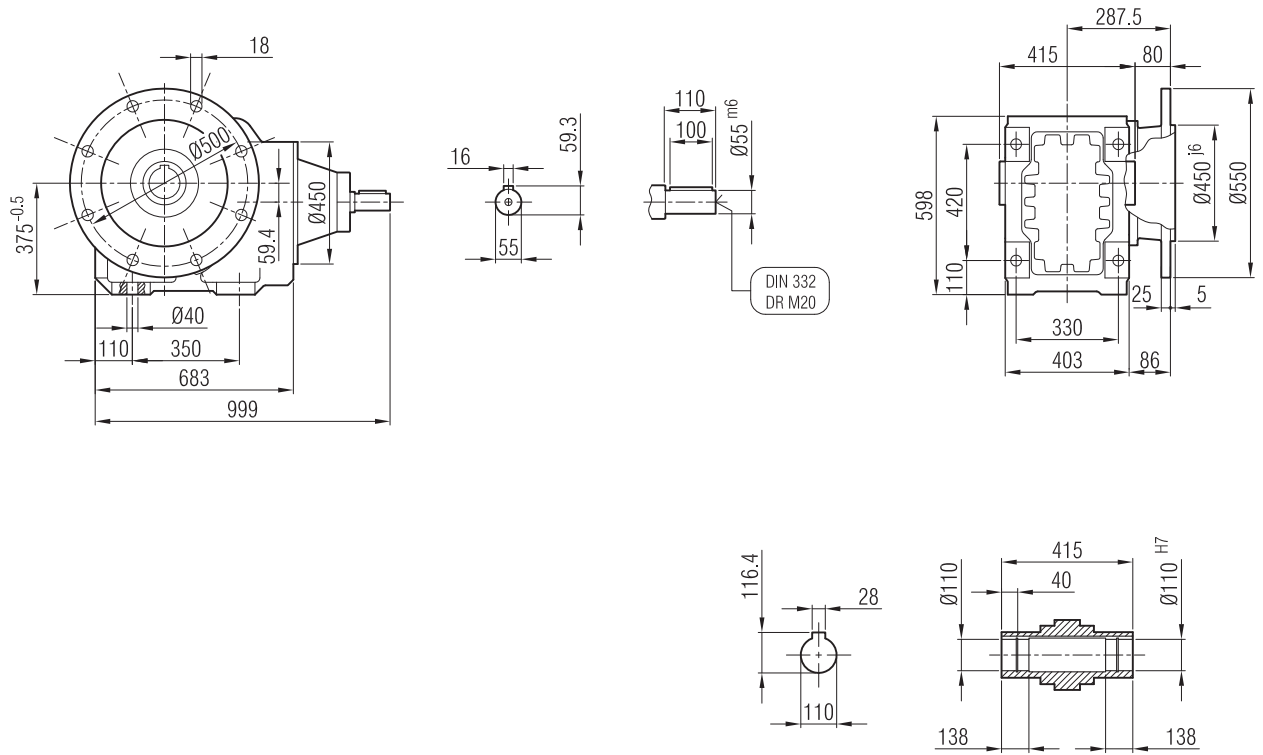


... -RT

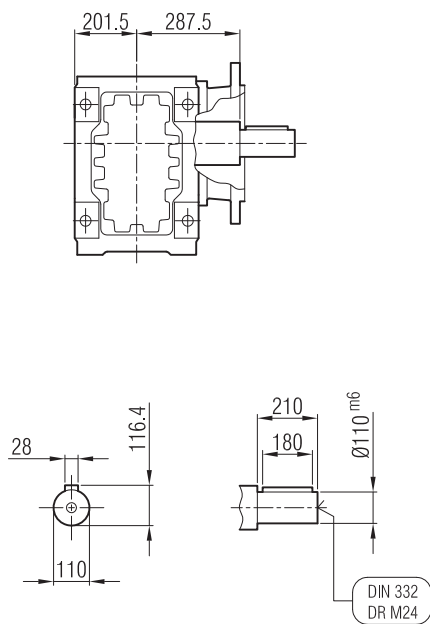




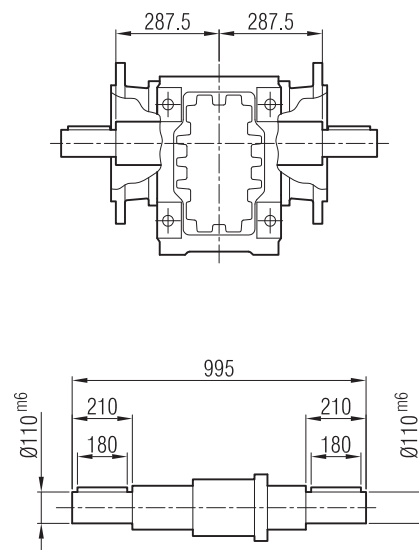
İRKF 143



... -01

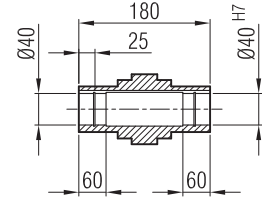
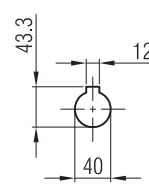
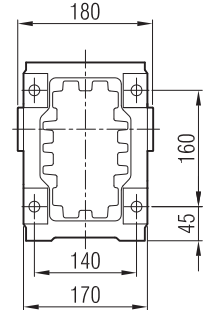
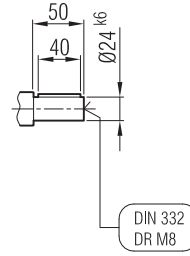
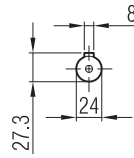
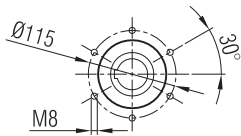
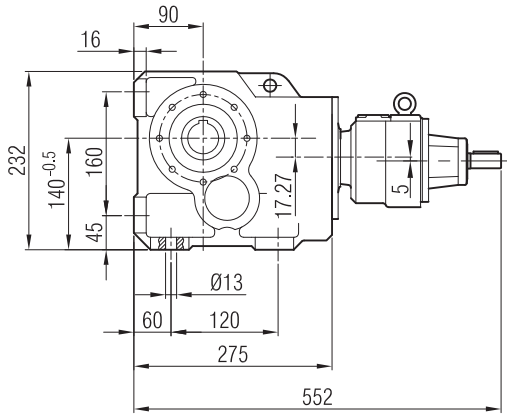


... -02

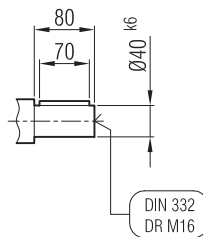
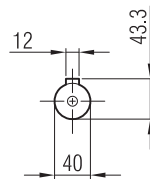
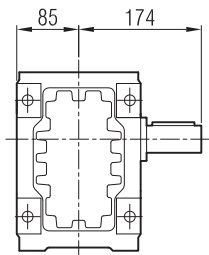




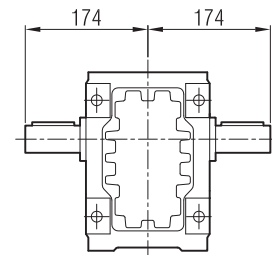
İRK 73 İR 52
İRK 73 İR 53



... -01

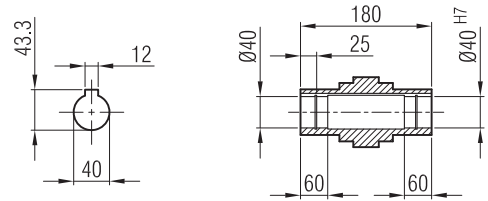
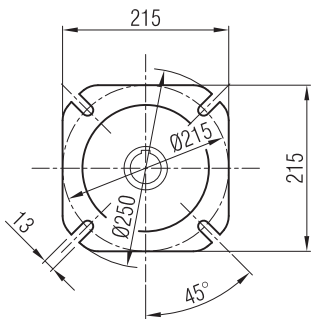
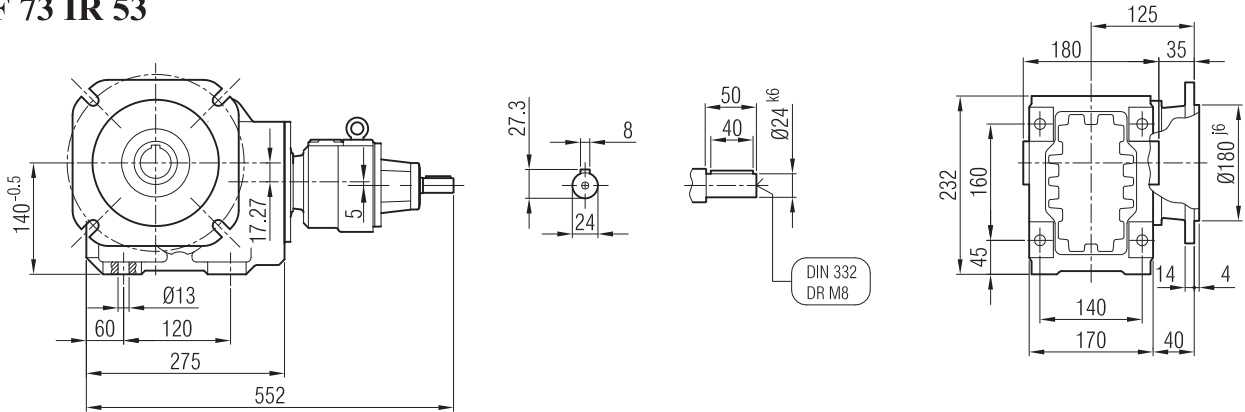


... -02

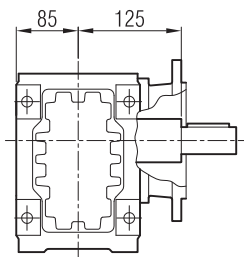




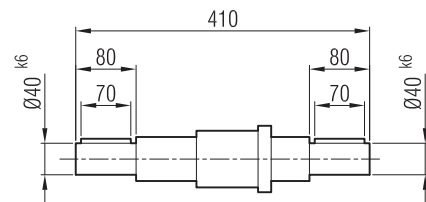
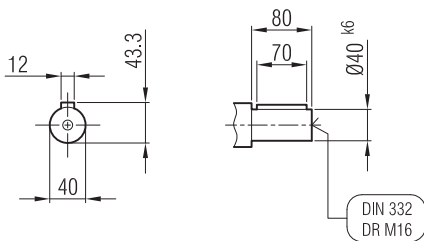
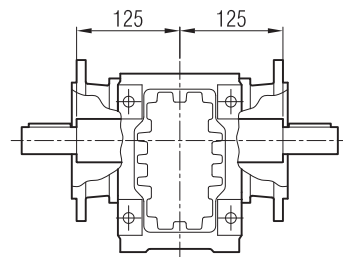
İRKF 73 İR 52
İRKF 73 İR 53



... -01

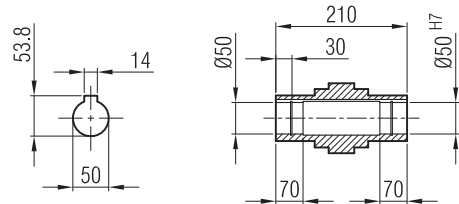
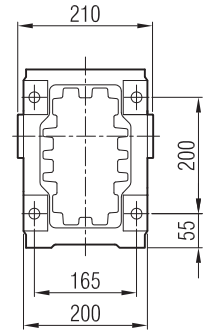
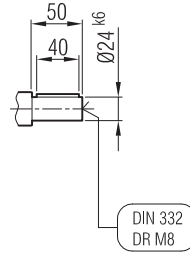
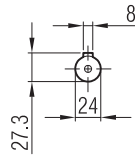
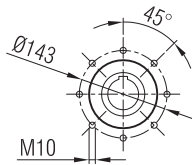
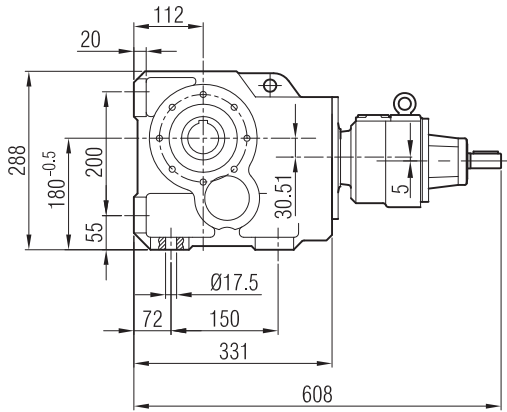


... -02

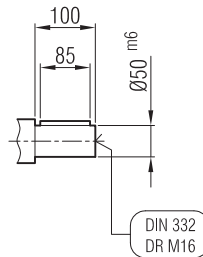
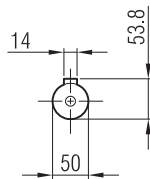
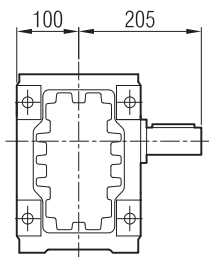




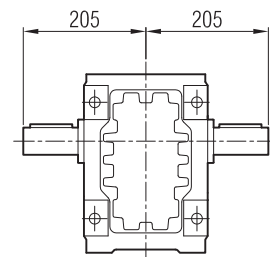
İRK 83 İR 52
İRK 83 İR 53



... -01



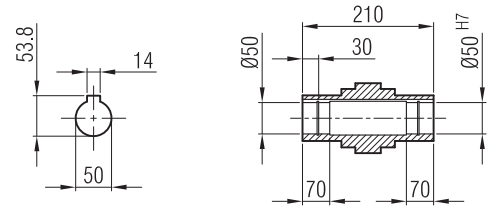
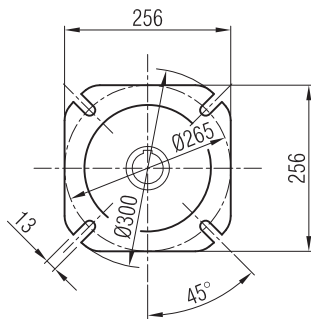
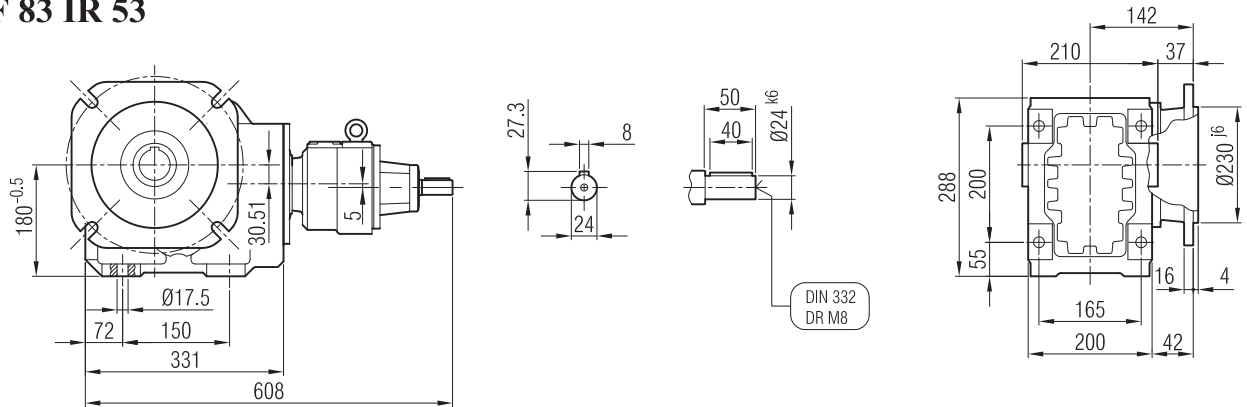
... -02



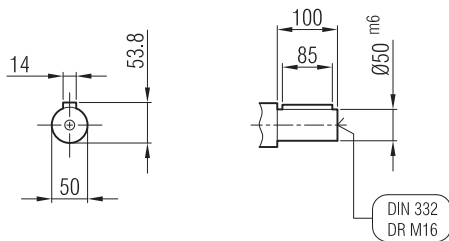
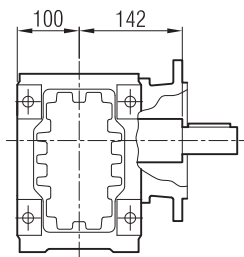


İRKF 83 İR 52

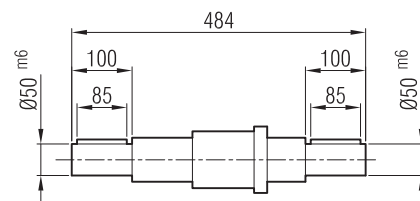
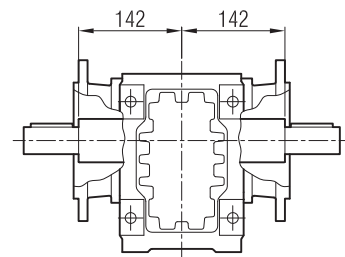
İRKF 83 İR 53



... -01

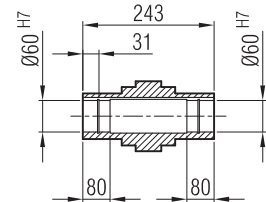
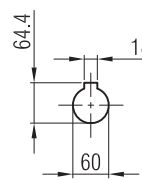
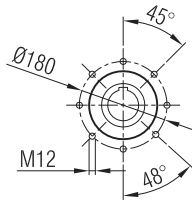
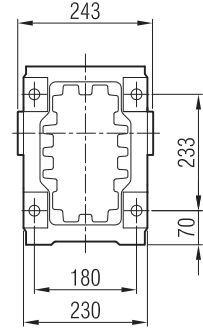
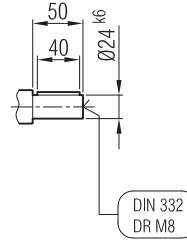
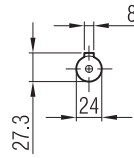
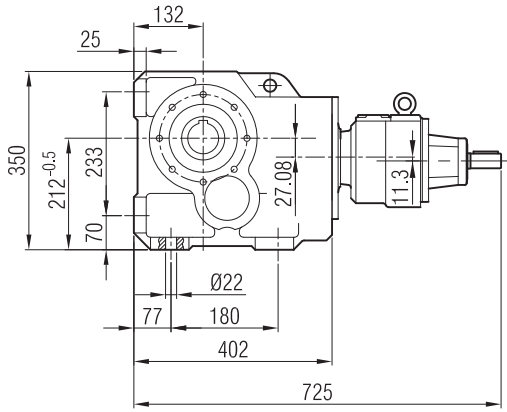


... -02

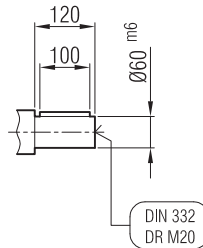
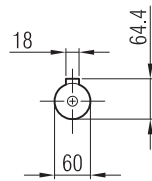
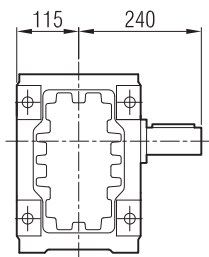




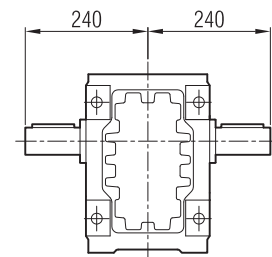
İRK 93 İR 62
İRK 93 İR 63



... -01

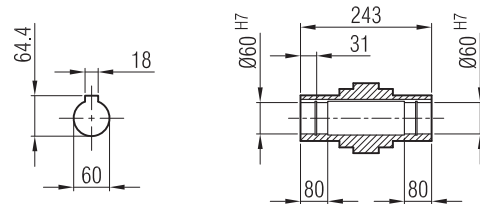
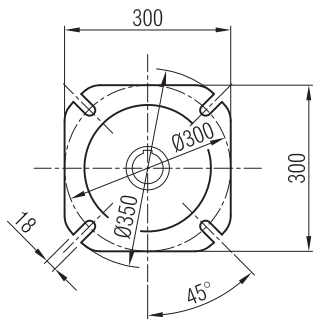
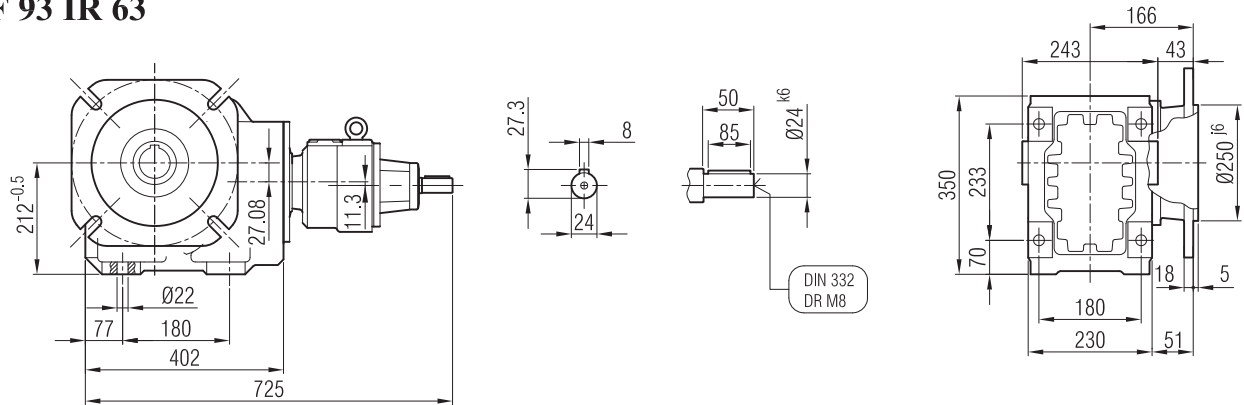


... -02

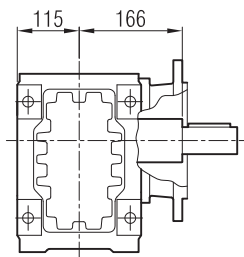




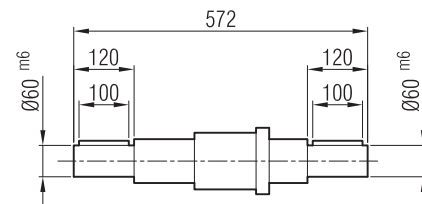
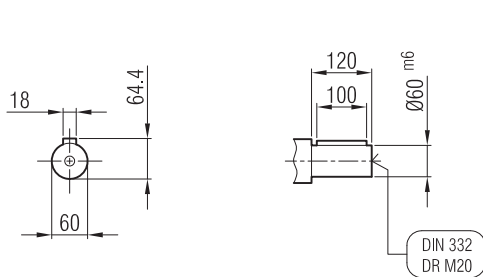
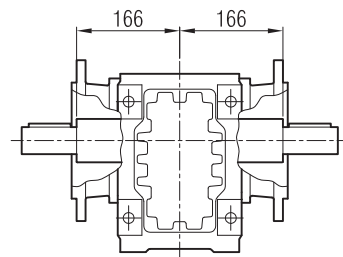
İRKF 93 İR 62
İRKF 93 İR 63



... -01

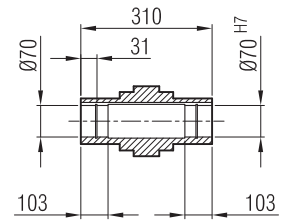
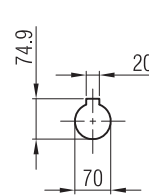
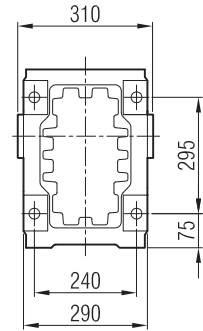
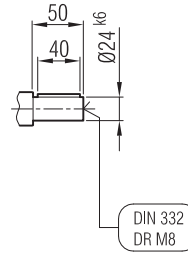
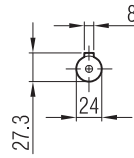
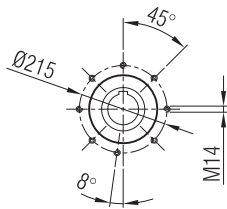
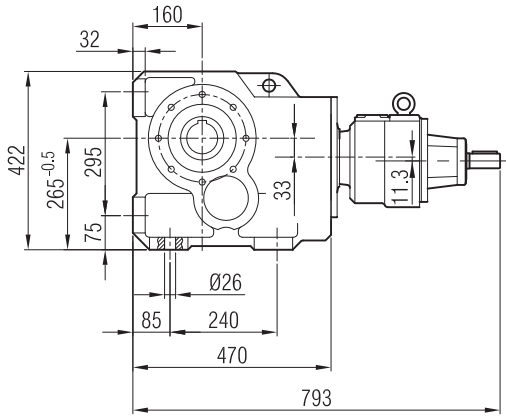


... -02

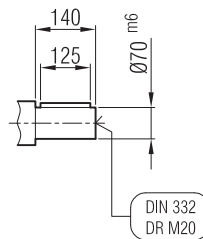
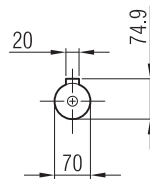
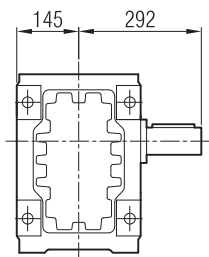




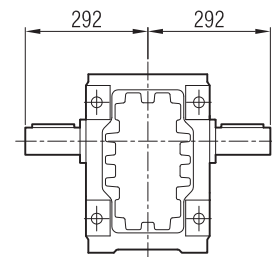
İRK 103 İR 62
İRK 103 İR 63



... -01

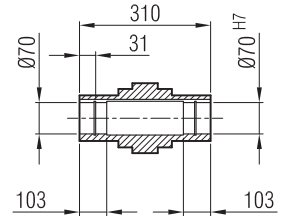
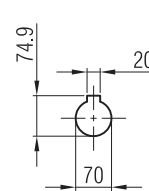
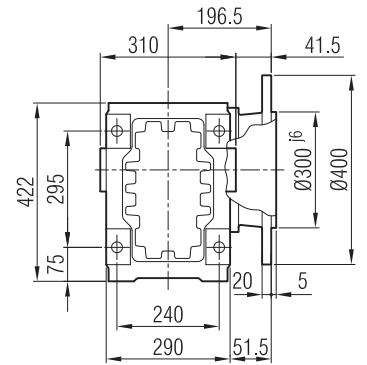
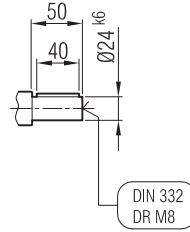
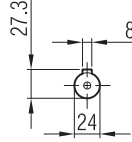
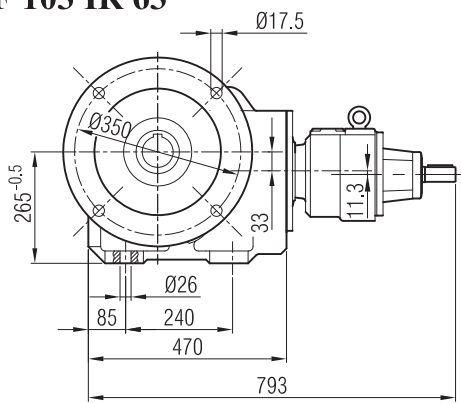


... -02

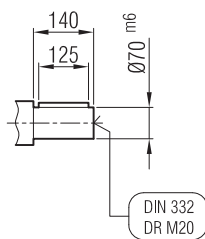
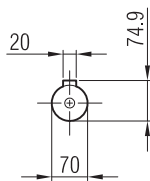
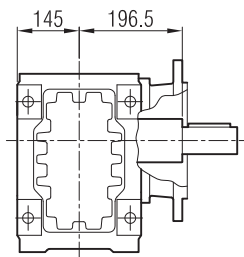




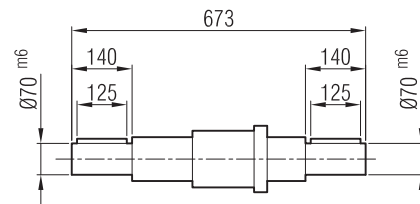
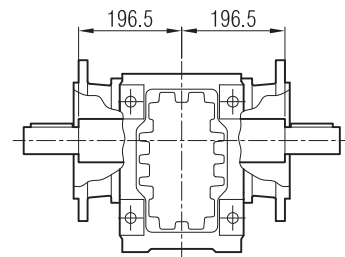
İRKF 103 İR 62
İRKF 103 İR 63



... -01

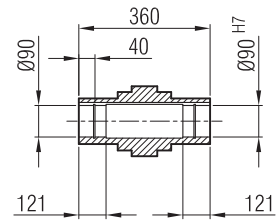
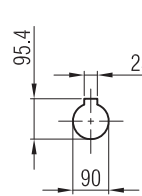
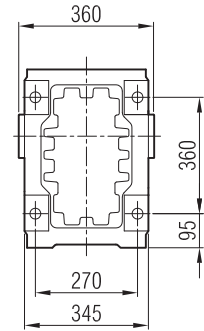
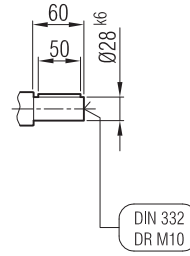
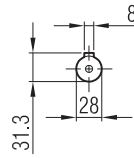
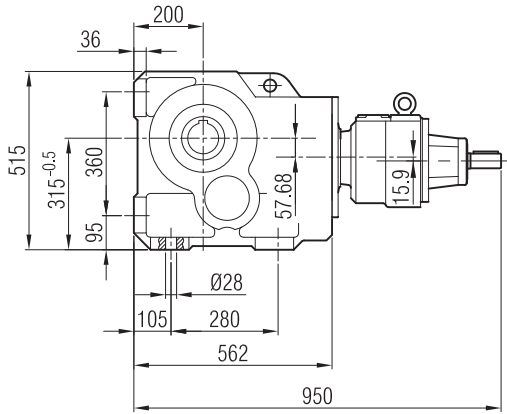


... -02

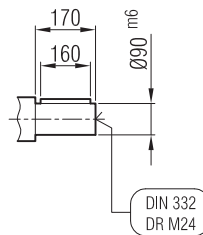
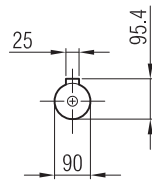
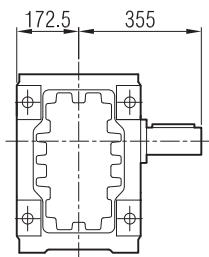




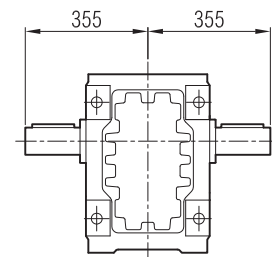
İRK 123 İR 72
İRK 123 İR 73



... -01



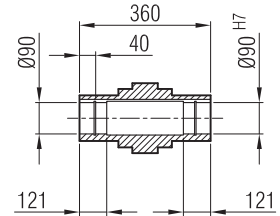
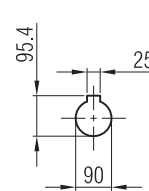
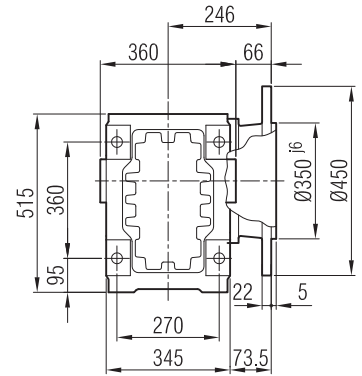
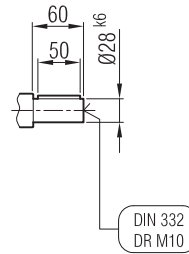
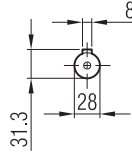
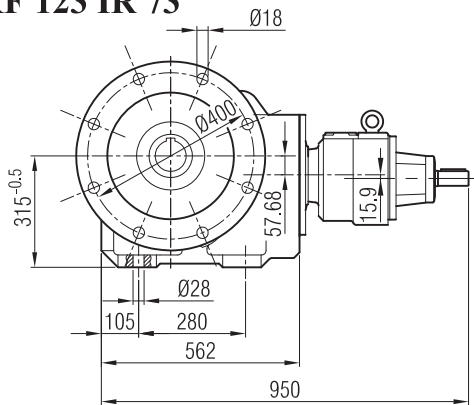
... -02



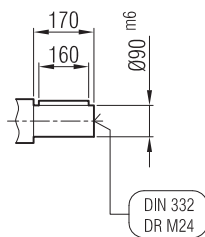
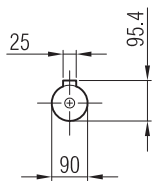
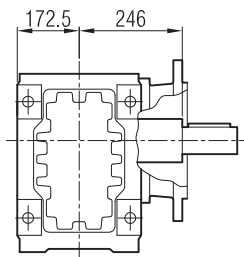


İRKF 123 İR 72

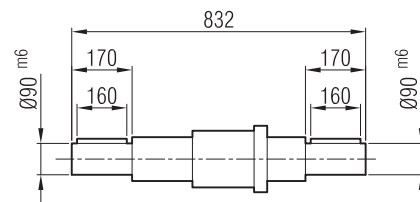
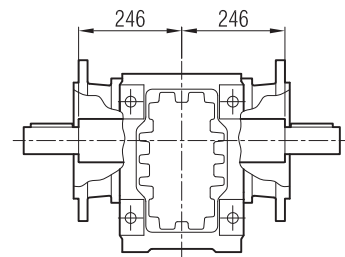
İRKF 123 İR 73



... -01

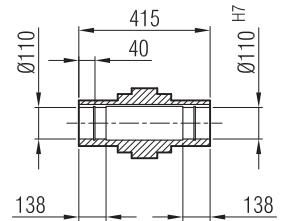
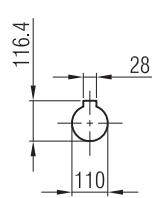
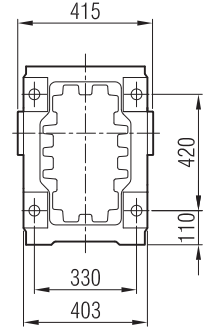
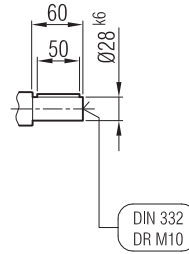
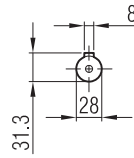
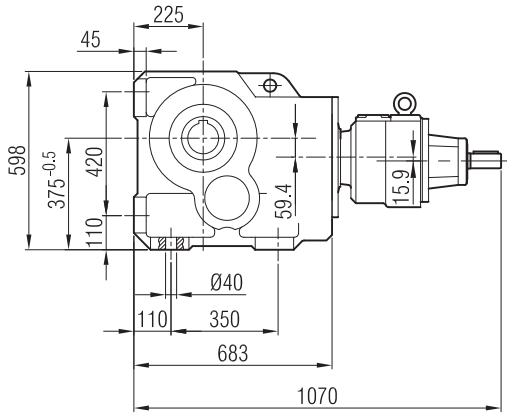


... -02

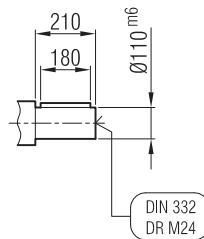
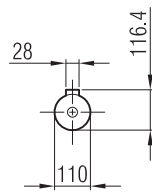
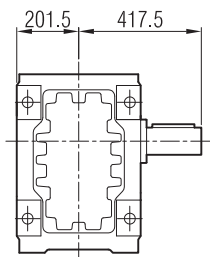




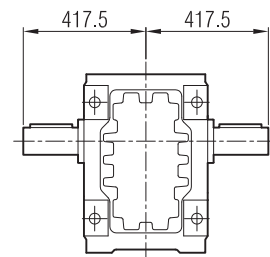
İRK 143 İR 72
İRK 143 İR 73



... -01



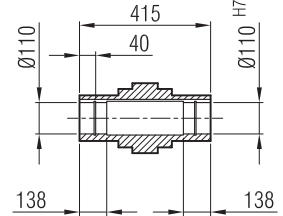
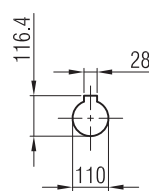
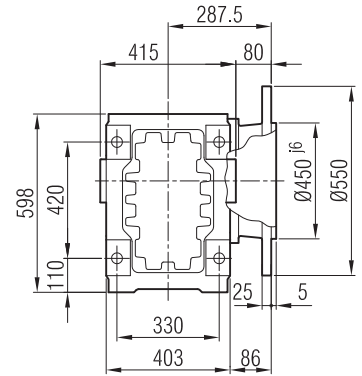
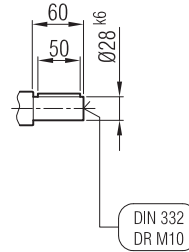
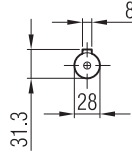
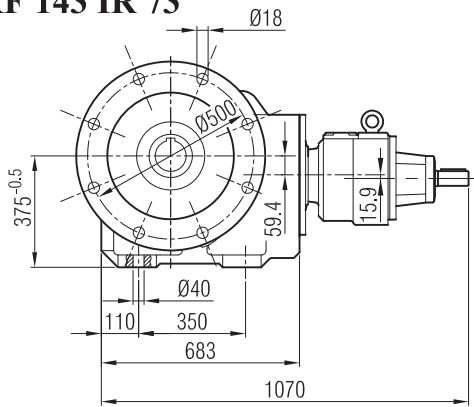
... -02



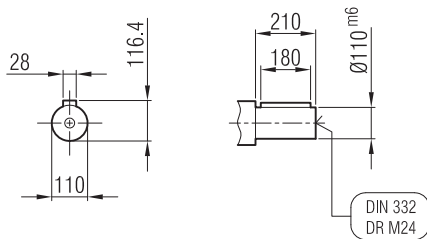
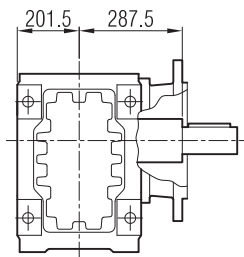


İRKF 143 İR 72

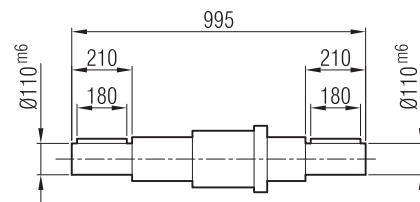
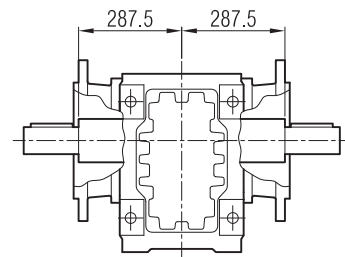
İRKF 143 İR 73



... -01

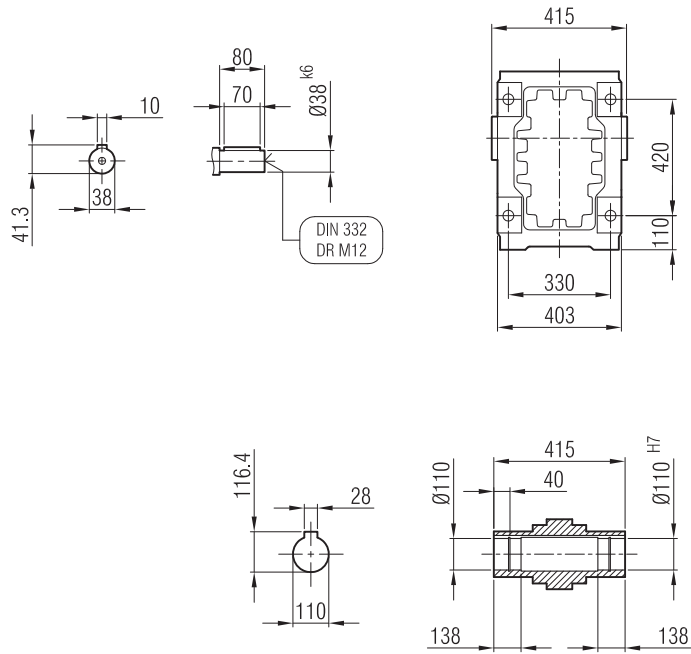
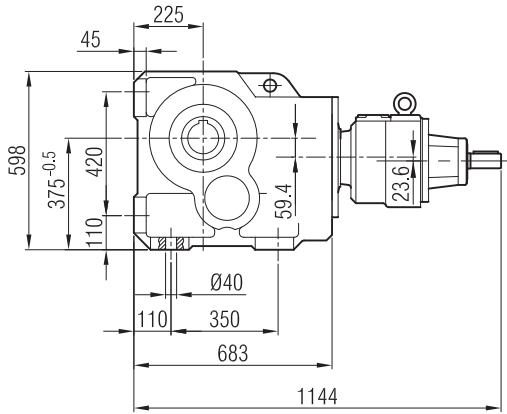


... -02

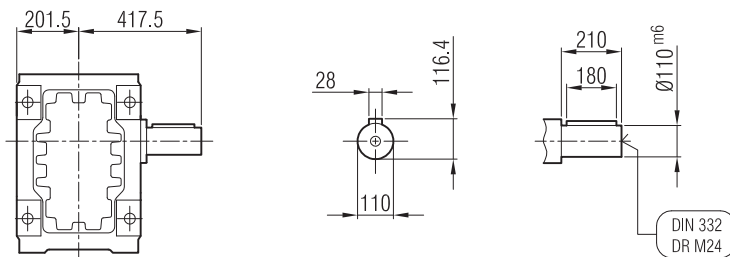




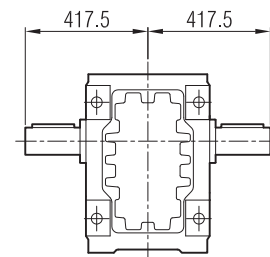
İRK 143 İR 82



... -01

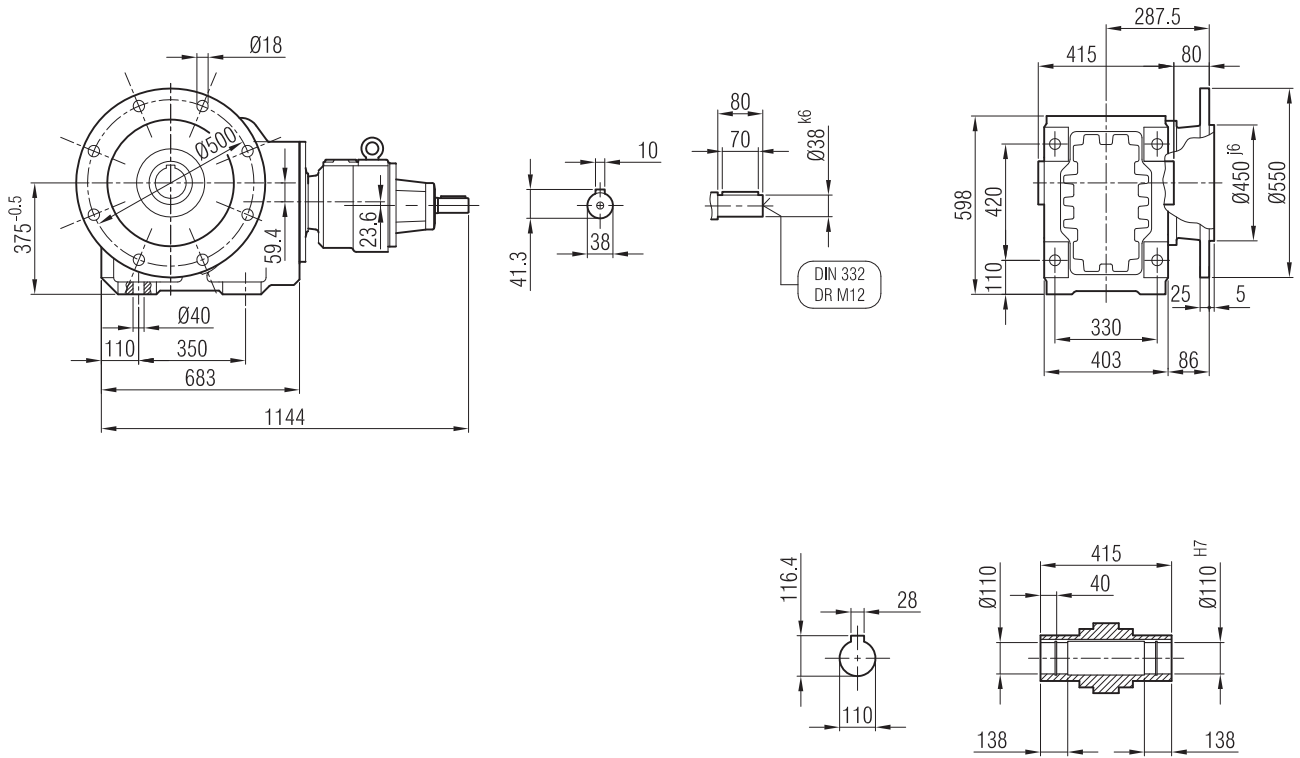


... -02

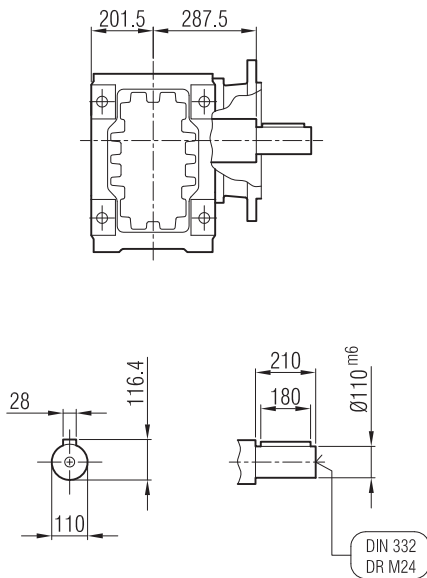




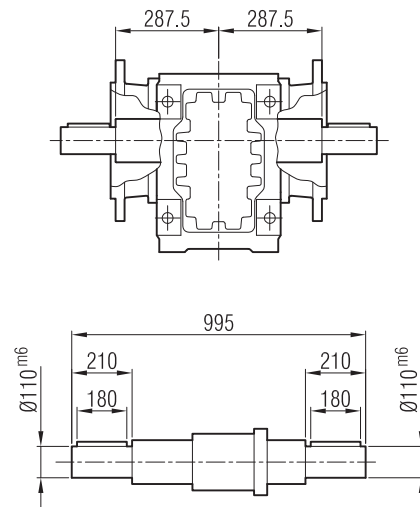
İRKF 143 İR 82




... -01




... -02







IRKP ...



IRKP ... - 01



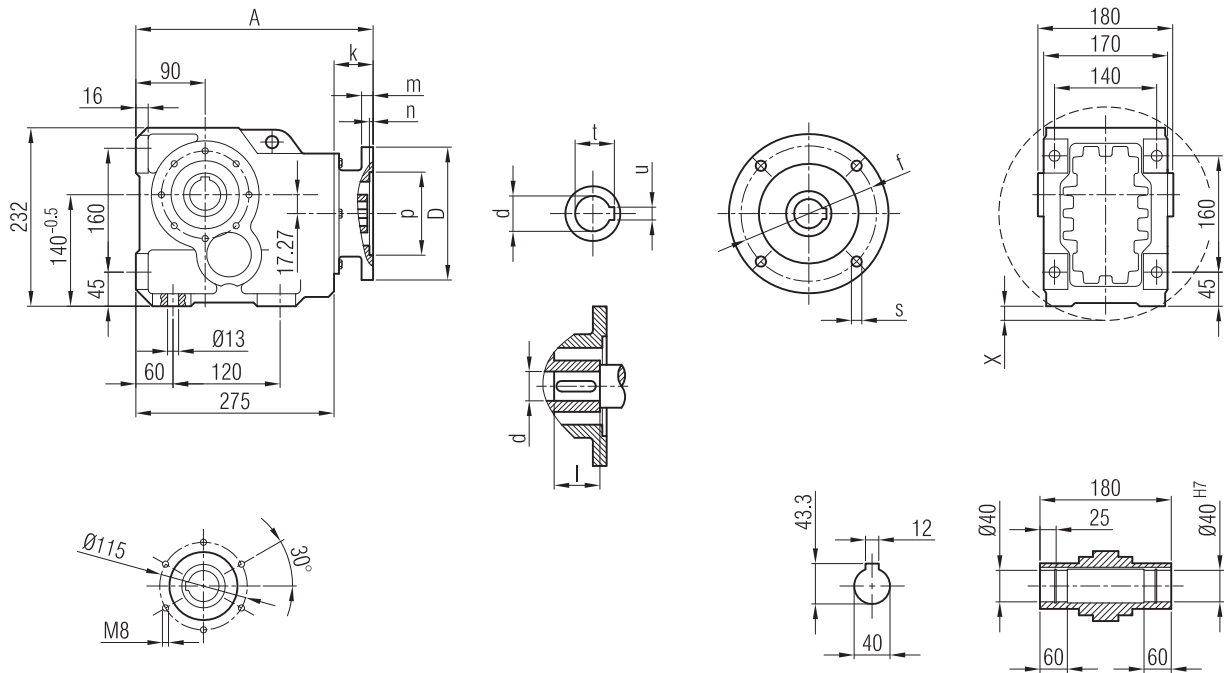
IRKFP ...



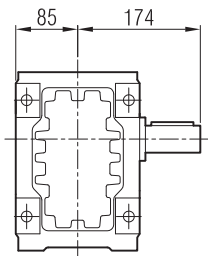
IRKFP ... - 01



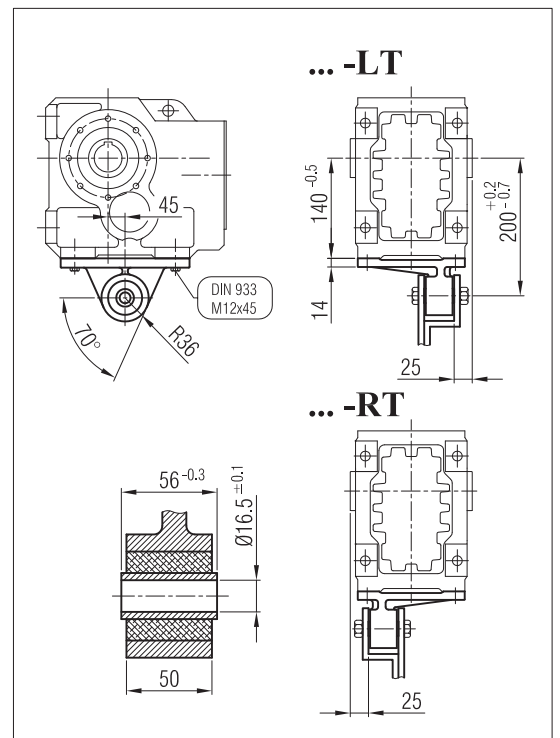
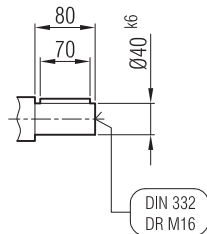
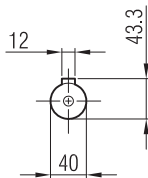
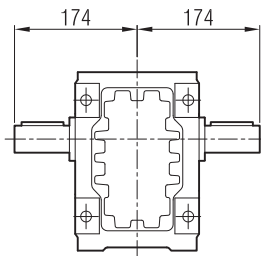
İRKP 73



... -01



... -02

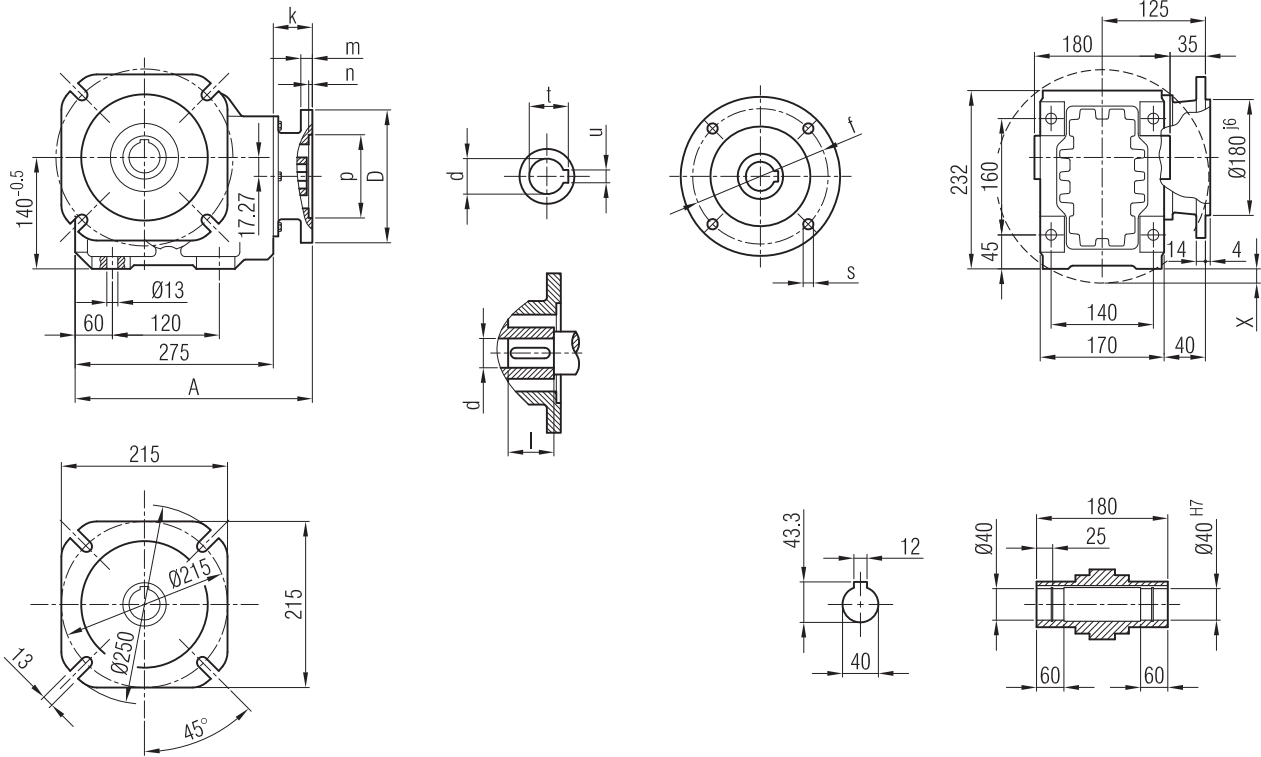


	A	p	f	D	s	k	m	n	d	l	t	u	X				
63/B5	311	110	130	160	M8	35.5	8	4	11	23	12.8	4	-				
71/B5	320	110	130	160	M8	45	9	4	14	30	16.3	5	-				
80/B5	325	130	165	200	M10	50	12	5	19	40	21.8	6	-				
90/B5	325	130	165	200	M10	50	12	5	24	50	27.3	8	-				
100/B5	338	180	215	250	M12	63	14	5	28	60	31.3	8	-				
112/B5	338	180	215	250	M12	63	14	5	28	60	31.3	8	-				
132/B5	354	230	265	300	M12	79	17	6	38	60	41.3	10	27.5				

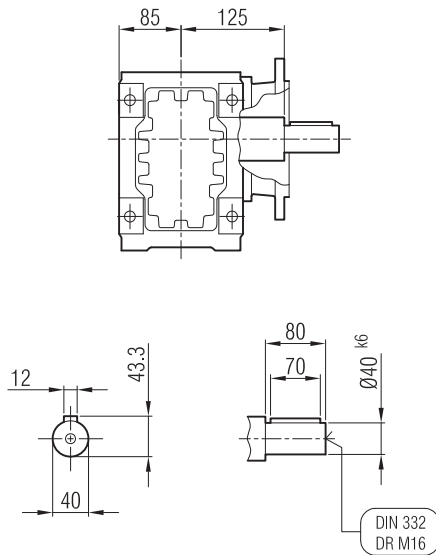




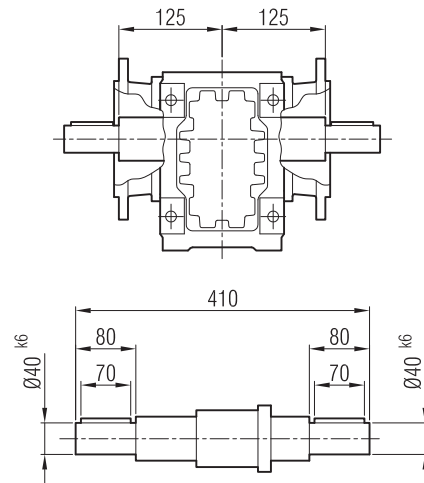
İRKF73



... -01



... -02

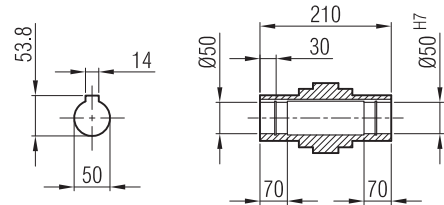
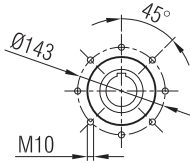
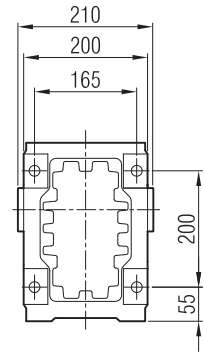
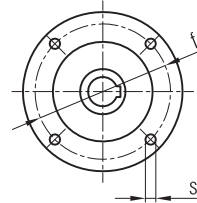
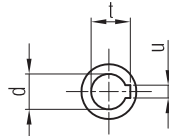
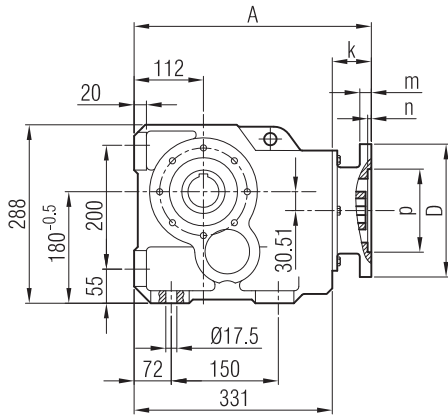


	A	p	f	D	s	k	m	n	d	l	t	u	X				
63/B5	311	110	130	160	M8	35.5	8	4	11	23	12.8	4	-				
71/B5	320	110	130	160	M8	45	9	4	14	30	16.3	5	-				
80/B5	325	130	165	200	M10	50	12	5	19	40	21.8	6	-				
90/B5	325	130	165	200	M10	50	12	5	24	50	27.3	8	-				
100/B5	338	180	215	250	M12	63	14	5	28	60	31.3	8	-				
112/B5	338	180	215	250	M12	63	14	5	28	60	31.3	8	-				
132/B5	354	230	265	300	M12	79	17	6	38	60	41.3	10	27.5				

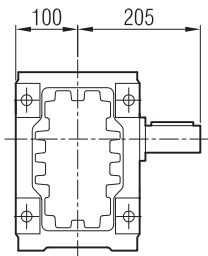




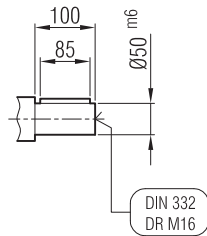
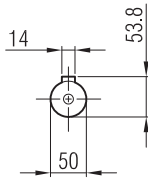
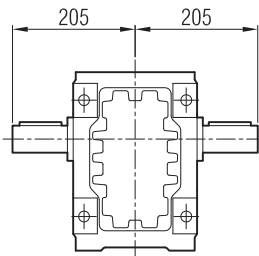
İRKP 83



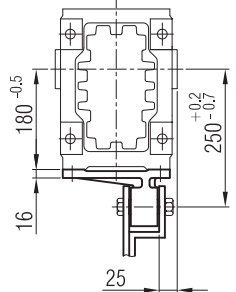
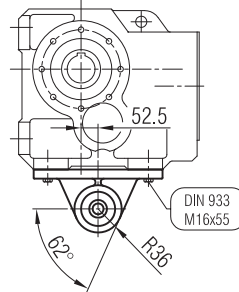
... -01



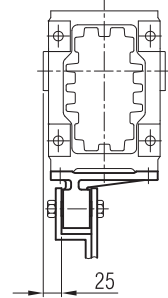
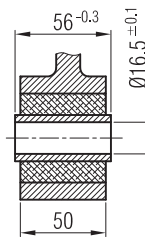
... -02



... -LT



... -RT

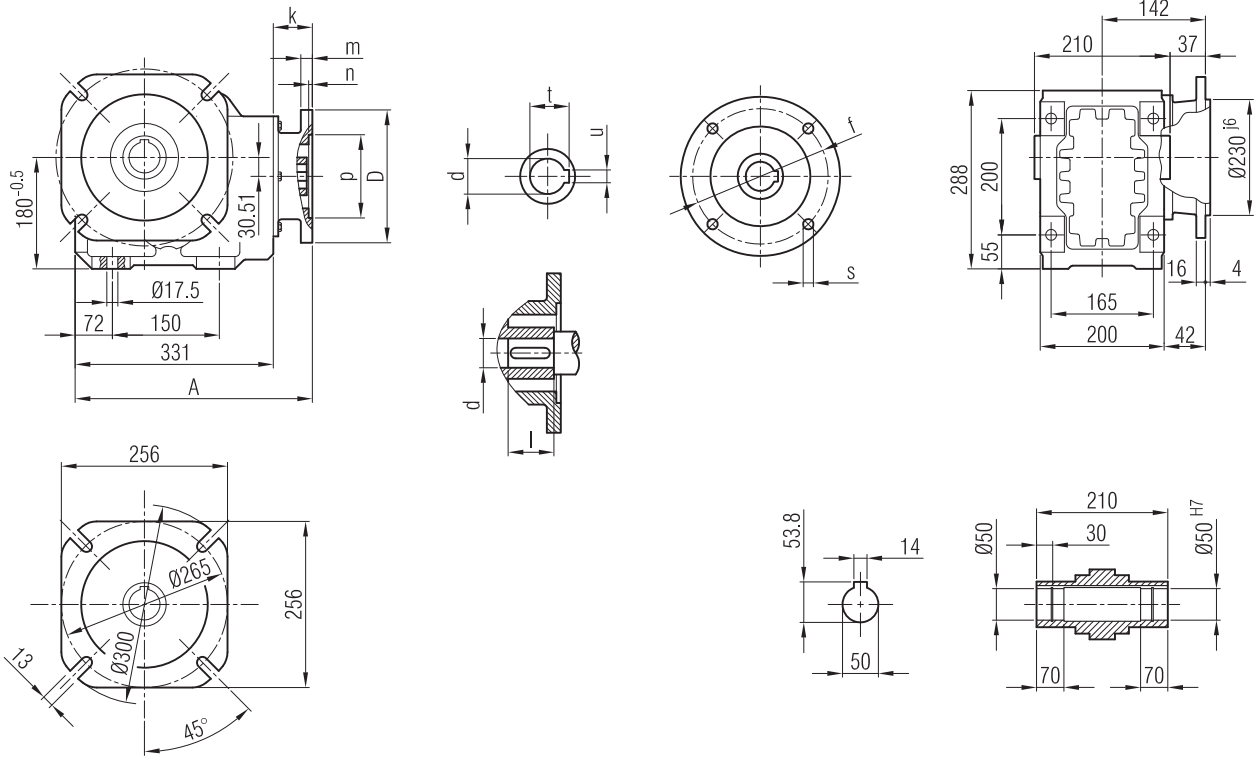


	A	p	f	D	s	k	m	n	d	l	t	u				
71/B5	386	110	130	160	M8	55	10	4	14	30	16.3	5				
80/B5	398	130	165	200	M10	67	12	5	19	40	21.8	6				
90/B5	398	130	165	200	M10	67	12	5	24	50	27.3	8				
100/B5	402.5	180	215	250	M12	71.5	14	5	28	60	31.3	8				
112/B5	402.5	180	215	250	M12	71.5	14	5	28	60	31.3	8				
132/B5	426.5	230	265	300	M12	95.5	17	5	38	60	41.3	10				

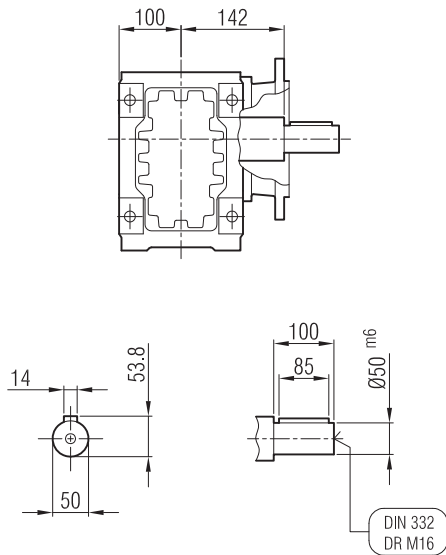




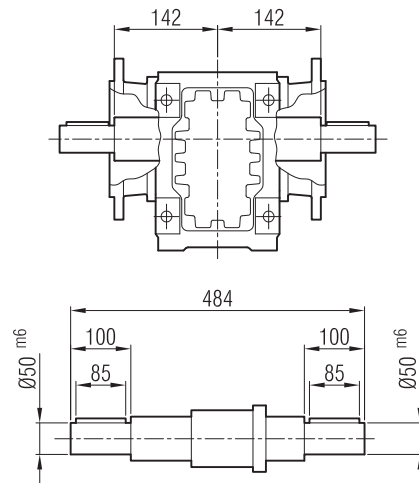
İRKF83



... -01



... -02

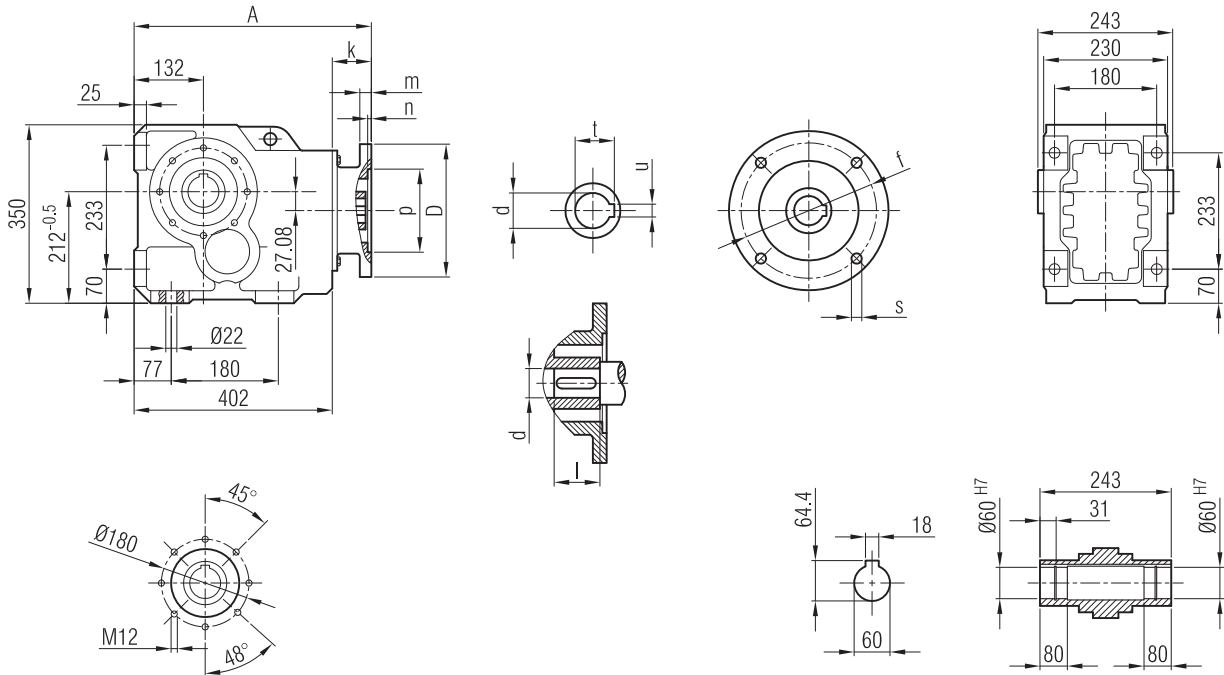


	A	p	f	D	s	k	m	n	d	l	t	u					
71/B5	386	110	130	160	M8	55	10	4	14	30	16.3	5					
80/B5	398	130	165	200	M10	67	12	5	19	40	21.8	6					
90/B5	398	130	165	200	M10	67	12	5	24	50	27.3	8					
100/B5	402.5	180	215	250	M12	71.5	14	5	28	60	31.3	8					
112/B5	402.5	180	215	250	M12	71.5	14	5	28	60	31.3	8					
132/B5	426.5	230	265	300	M12	95.5	17	5	38	60	41.3	10					

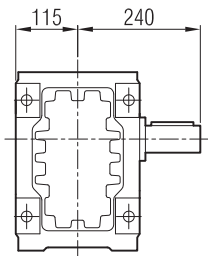




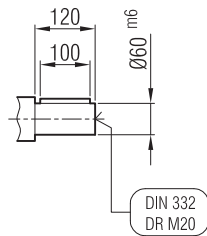
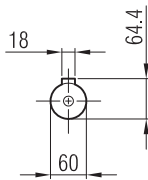
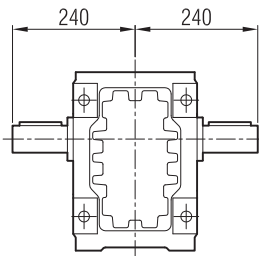
İRKP 93



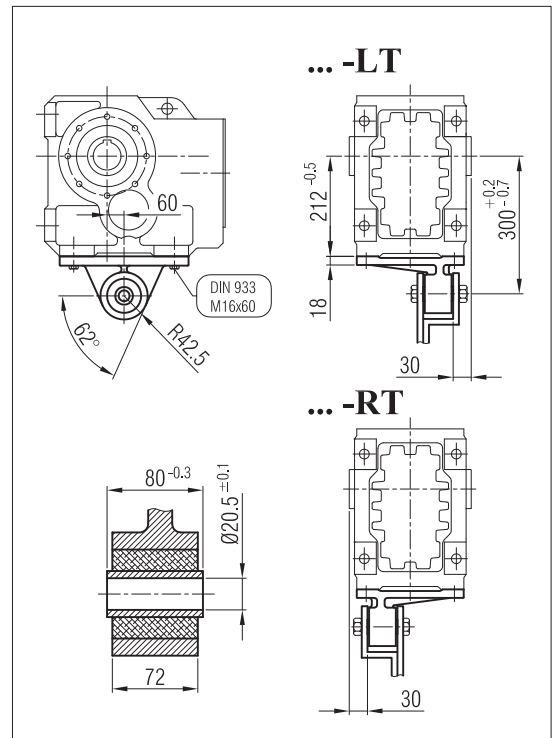
... -01



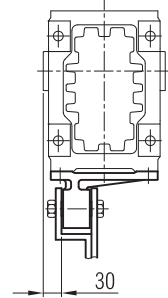
... -02



... -LT



... -RT

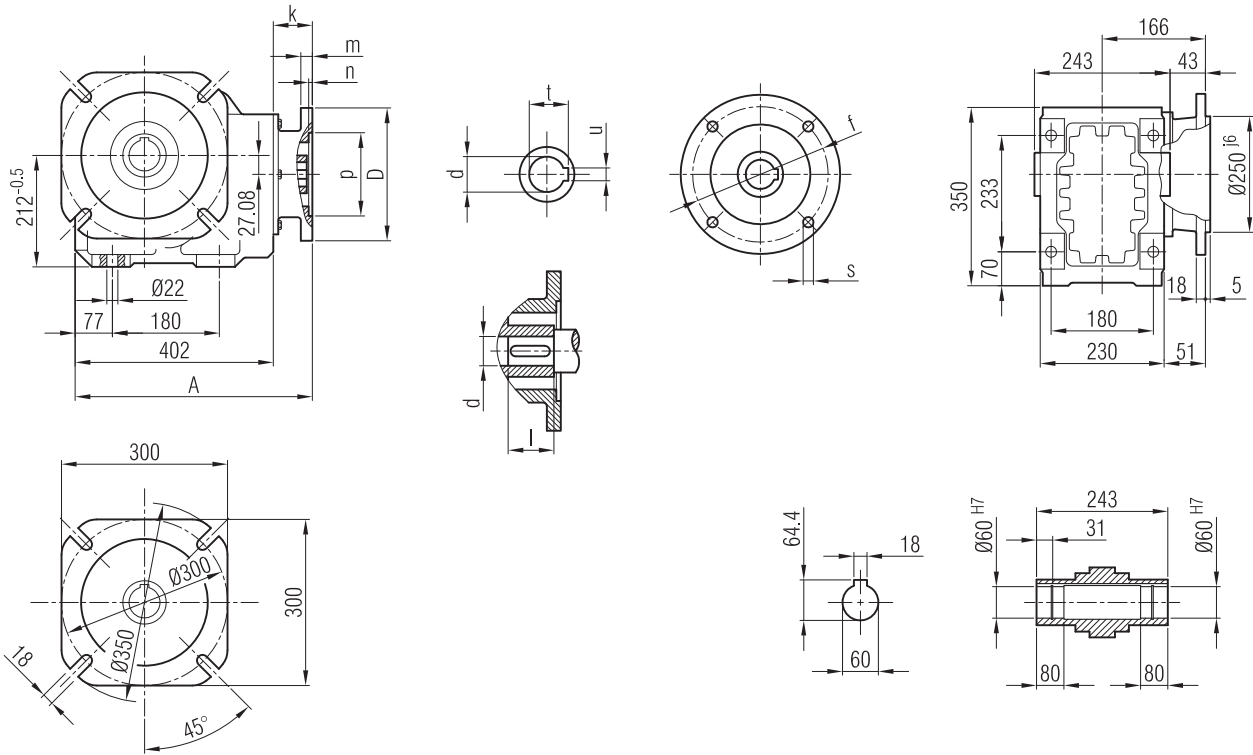


	A	p	f	D	s	k	m	n	d	l	t	u				
80/B5	468	130	165	200	M10	66	12	5	19	40	21.8	6				
90/B5	468	130	165	200	M10	66	12	5	24	50	27.3	8				
100/B5	476	180	215	250	M12	74	14	5	28	60	31.3	8				
112/B5	476	180	215	250	M12	74	14	5	28	60	31.3	8				
132/B5	497	230	265	300	M12	95	17	6	38	80	41.3	10				
160/B5	513	250	300	350	M14	111	18	6.5	42	110	45.3	12				
180/B5	513	250	300	350	M14	111	18	6.5	48	110	51.8	14				

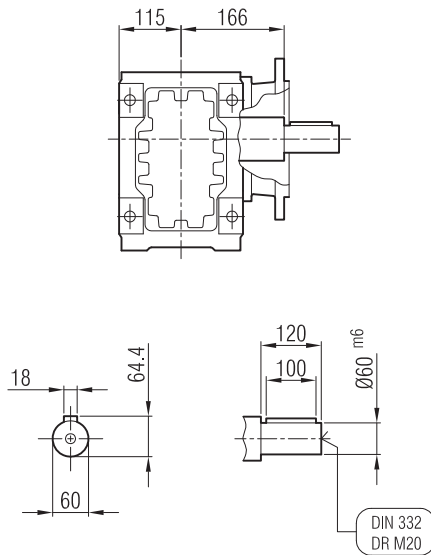




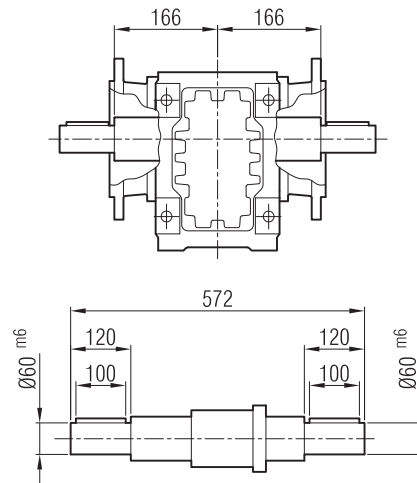
İRKF93



... -01



... -02

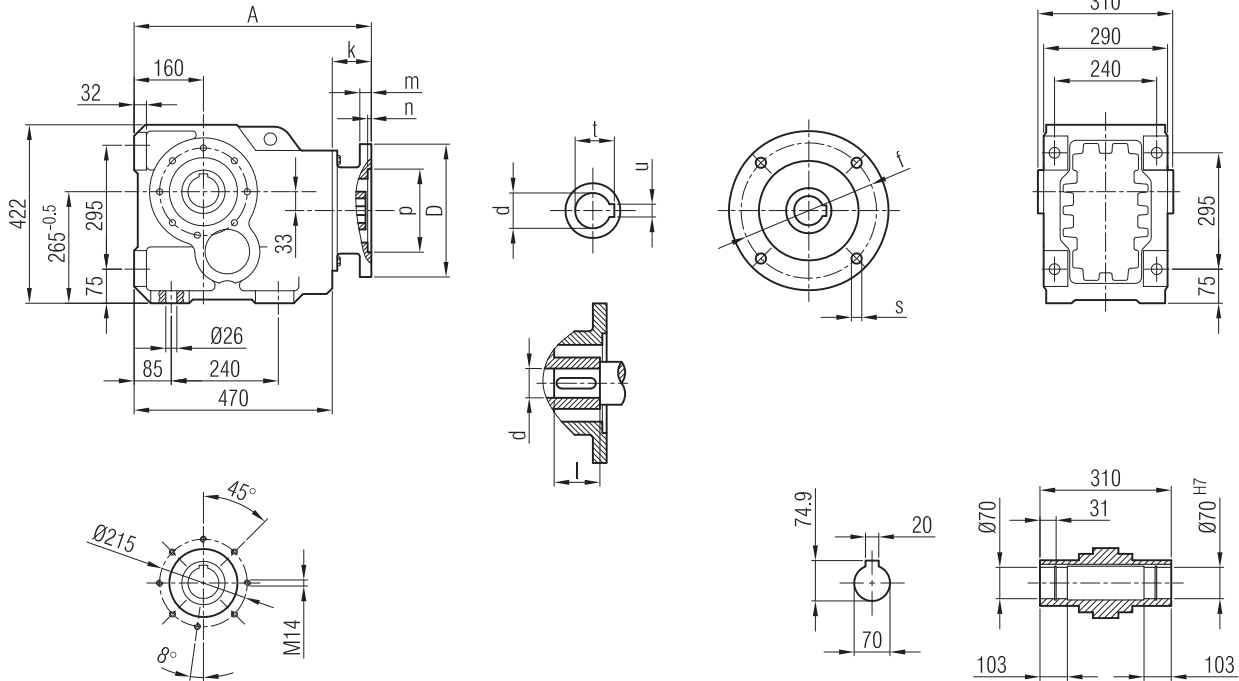


	A	p	f	D	s	k	m	n	d	l	t	u				
80/B5	468	130	165	200	M10	66	12	5	19	40	21.8	6				
90/B5	468	130	165	200	M10	66	12	5	24	50	27.3	8				
100/B5	476	180	215	250	M12	74	14	5	28	60	31.3	8				
112/B5	476	180	215	250	M12	74	14	5	28	60	31.3	8				
132/B5	497	230	265	300	M12	95	17	6	38	80	41.3	10				
160/B5	513	250	300	350	M14	111	18	6.5	42	110	45.3	12				
180/B5	513	250	300	350	M14	111	18	6.5	48	110	51.8	14				

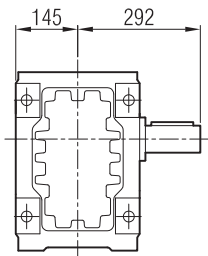




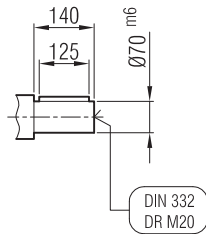
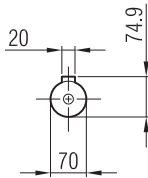
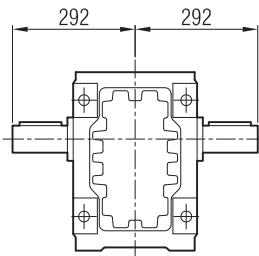
İRKP 103



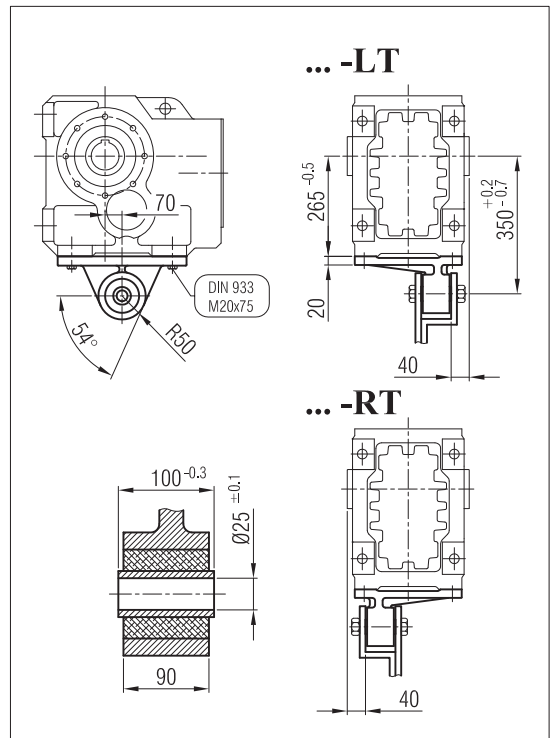
... -01



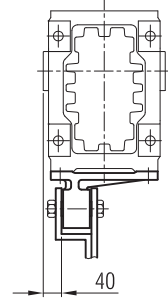
... -02



... -LT



... -RT

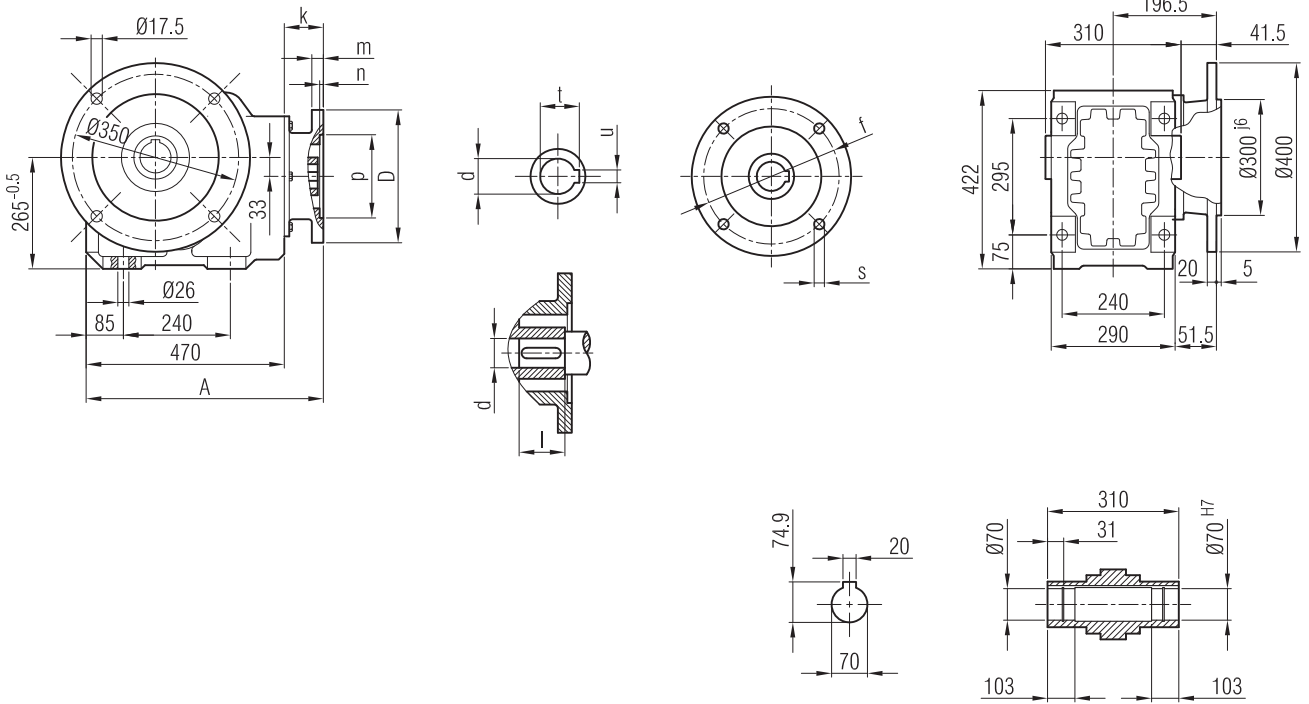


	A	p	f	D	s	k	m	n	d	l	t	u					
90/B5	519	130	165	200	M10	49	12	5	24	50	27.3	8					
100/B5	528	180	215	250	M12	58	14	5	28	60	31.3	8					
112/B5	528	180	215	250	M12	58	14	5	28	60	31.3	8					
132/B5	565	230	265	300	M12	95	17	6	38	80	41.3	10					
160/B5	581	250	300	350	M14	111	18	6.5	42	110	45.3	12					
180/B5	581	250	300	350	M14	111	18	6.5	48	110	51.8	14					
200/B5	629	300	350	400	M16	159	20	6.5	55	110	59.3	16					

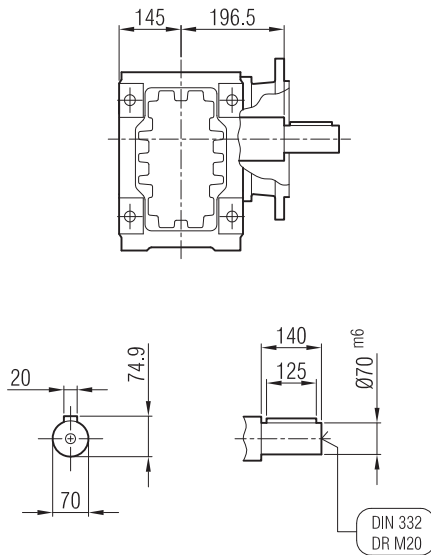




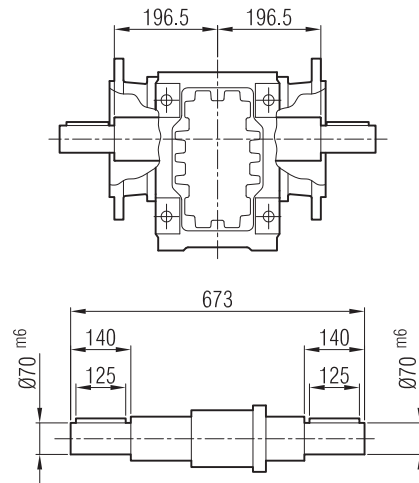
İRKF103



... -01



... -02

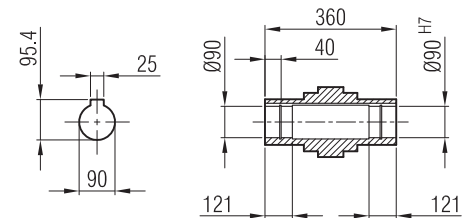
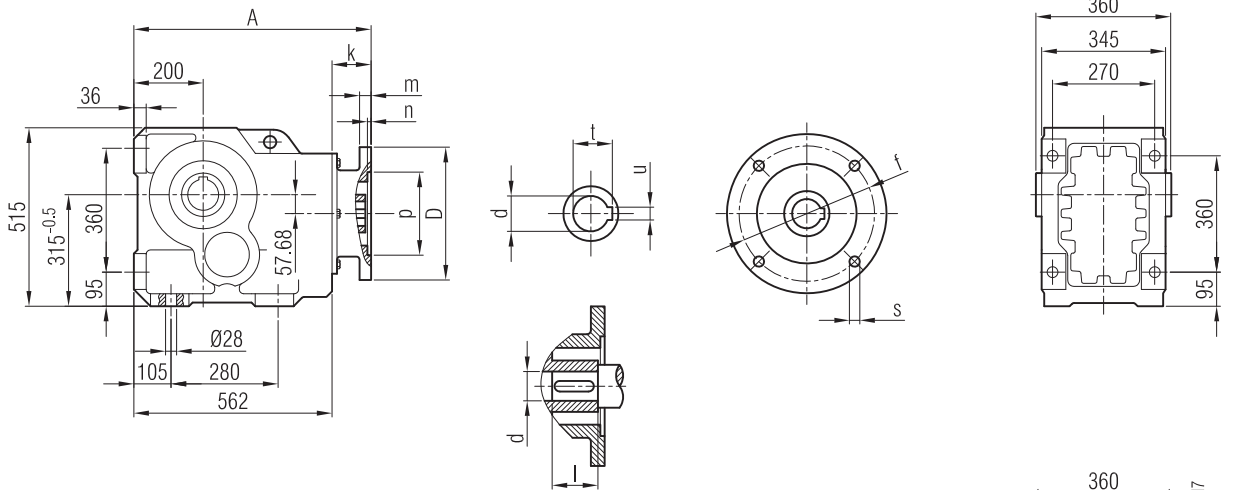


	A	p	f	D	s	k	m	n	d	l	t	u				
90/B5	519	130	165	200	M10	49	12	5	24	50	27.3	8				
100/B5	528	180	215	250	M12	58	14	5	28	60	31.3	8				
112/B5	528	180	215	250	M12	58	14	5	28	60	31.3	8				
132/B5	565	230	265	300	M12	95	17	6	38	80	41.3	10				
160/B5	581	250	300	350	M14	111	18	6.5	42	110	45.3	12				
180/B5	581	250	300	350	M14	111	18	6.5	48	110	51.8	14				
200/B5	629	300	350	400	M16	159	20	6.5	55	110	59.3	16				

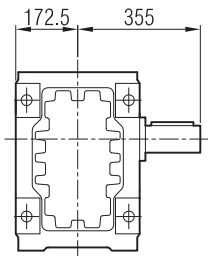




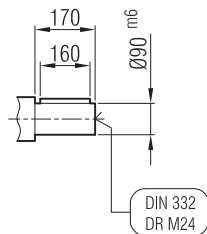
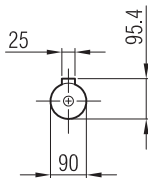
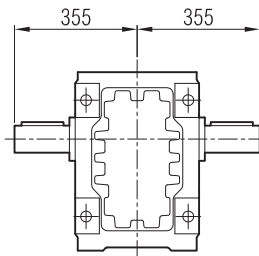
İRKP 123



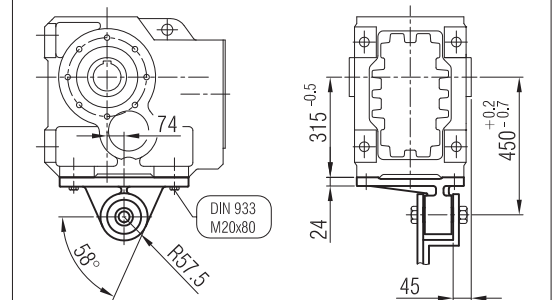
... -01



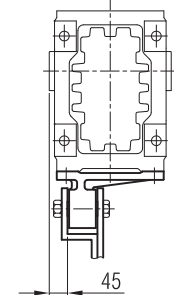
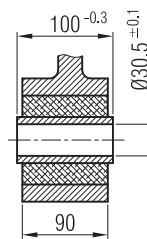
... -02



... -LT



... -RT

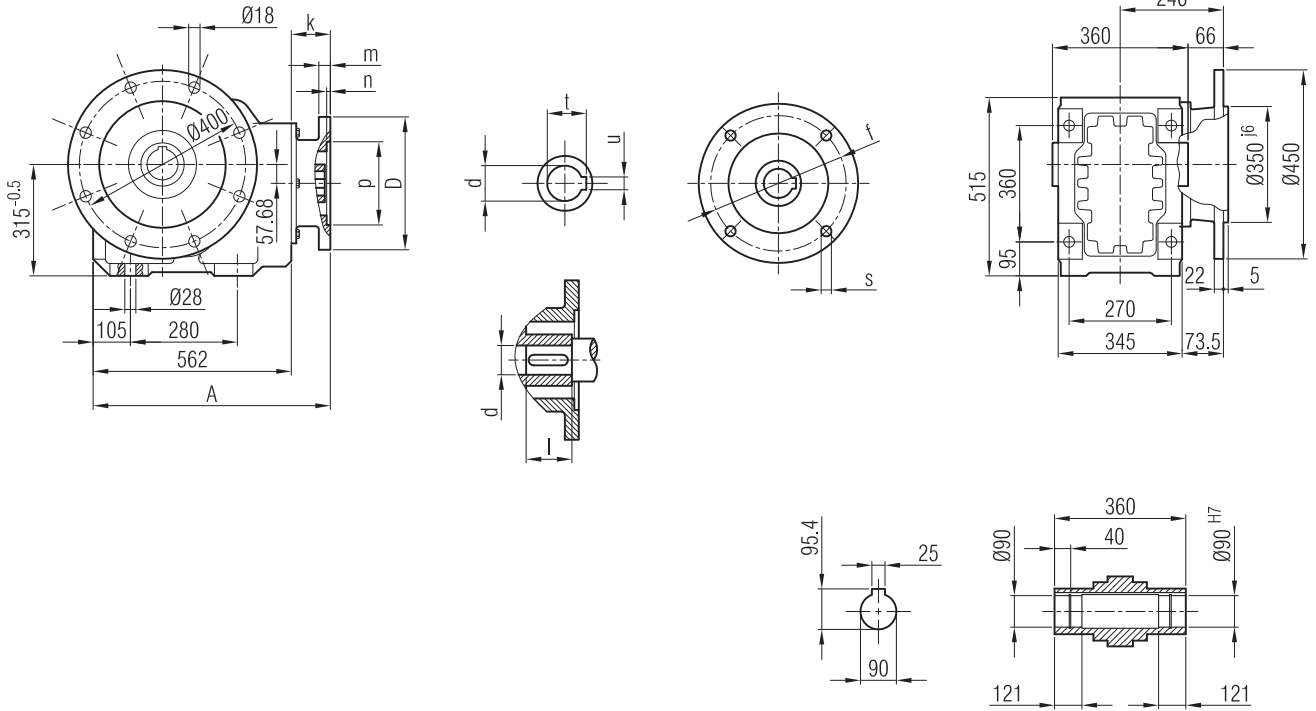


	A	p	f	D	s	k	m	n	d	l	t	u				
100/B5	619	180	215	250	M12	57	15	5	28	60	31.3	8				
112/B5	619	180	215	250	M12	57	15	5	28	60	31.3	8				
132/B5	646	230	265	300	M12	84	17	6	38	80	41.3	10				
160/B5	653	250	300	350	M14	91	18	6.5	42	110	45.3	12				
180/B5	653	250	300	350	M14	91	18	6.5	48	110	51.8	14				
200/B5	721	300	350	400	M16	159	20	6.5	55	110	59.3	16				
225/B5	728	350	400	450	M16	166	22	6.5	60	140	69.4	18				

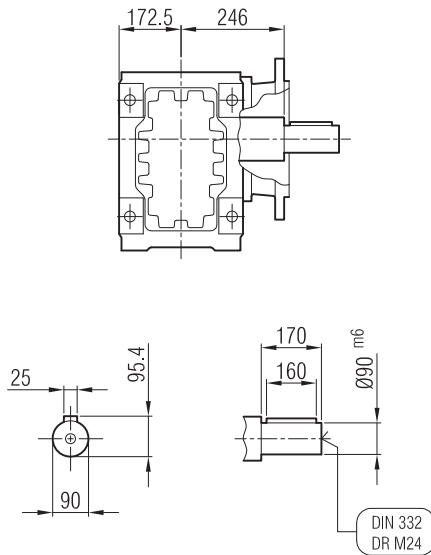




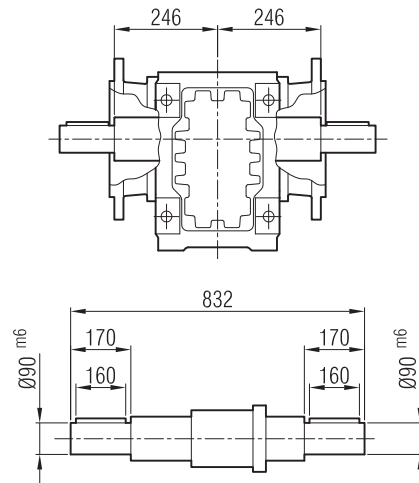
İRKF123



... -01



... -02

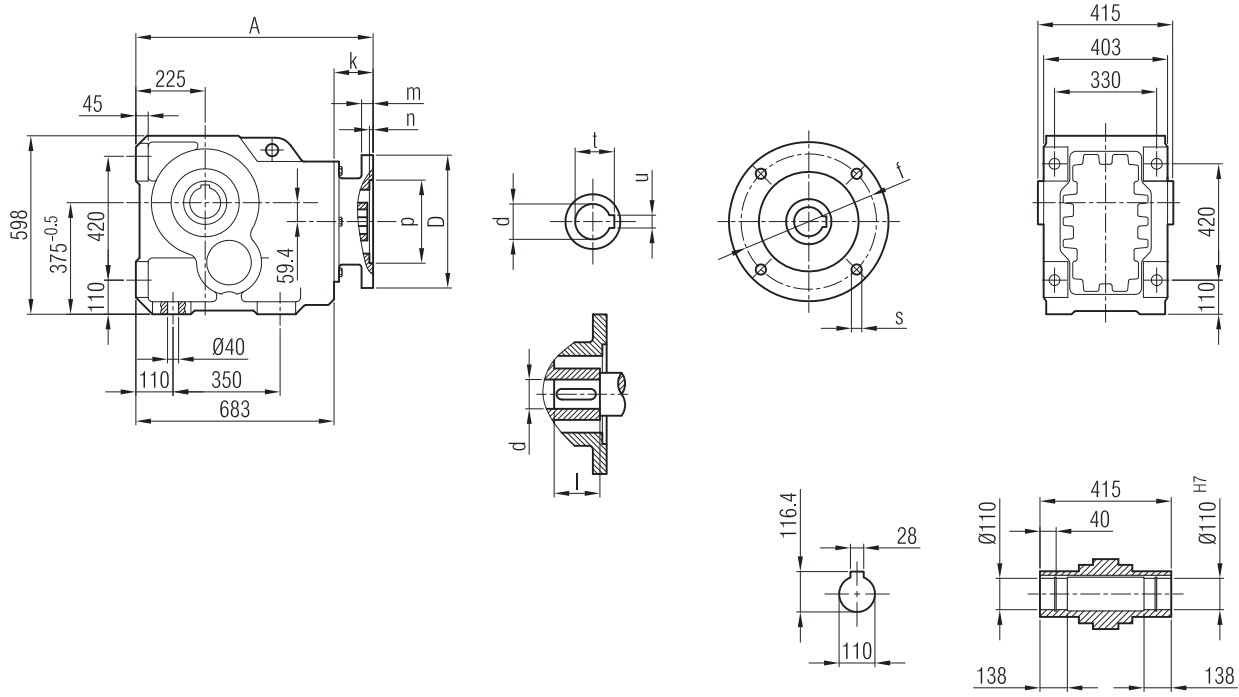


	A	p	f	D	s	k	m	n	d	l	t	u					
100/B5	619	180	215	250	M12	57	15	5	28	60	31.3	8					
112/B5	619	180	215	250	M12	57	15	5	28	60	31.3	8					
132/B5	646	230	265	300	M12	84	17	6	38	80	41.3	10					
160/B5	653	250	300	350	M14	91	18	6.5	42	110	45.3	12					
180/B5	653	250	300	350	M14	91	18	6.5	48	110	51.8	14					
200/B5	721	300	350	400	M16	159	20	6.5	55	110	59.3	16					
225/B5	728	350	400	450	M16	166	22	6.5	60	140	69.4	18					

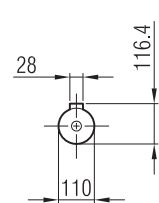
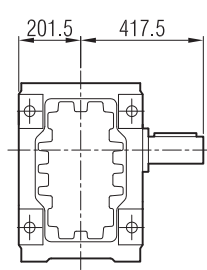




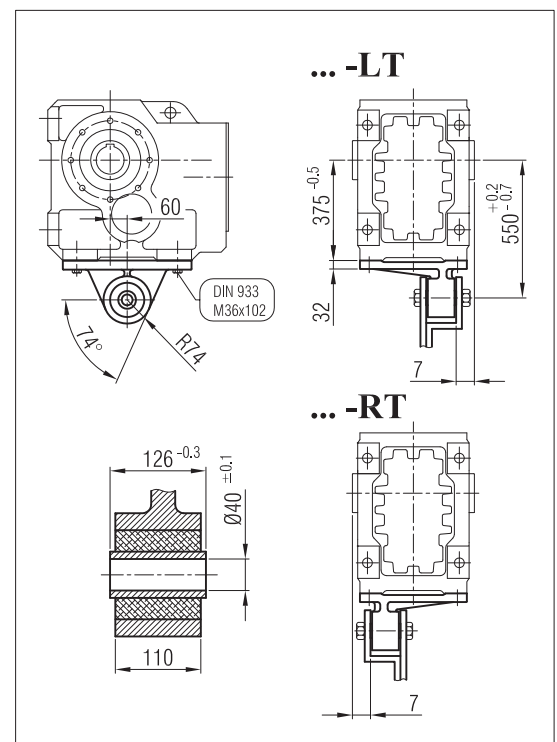
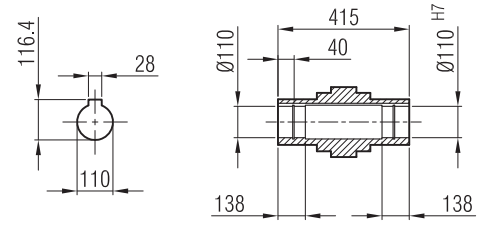
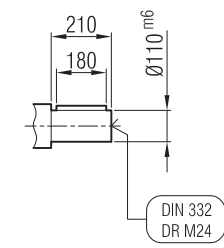
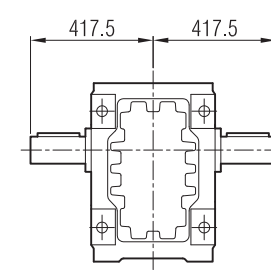
İRKP 143



... -01



... -02

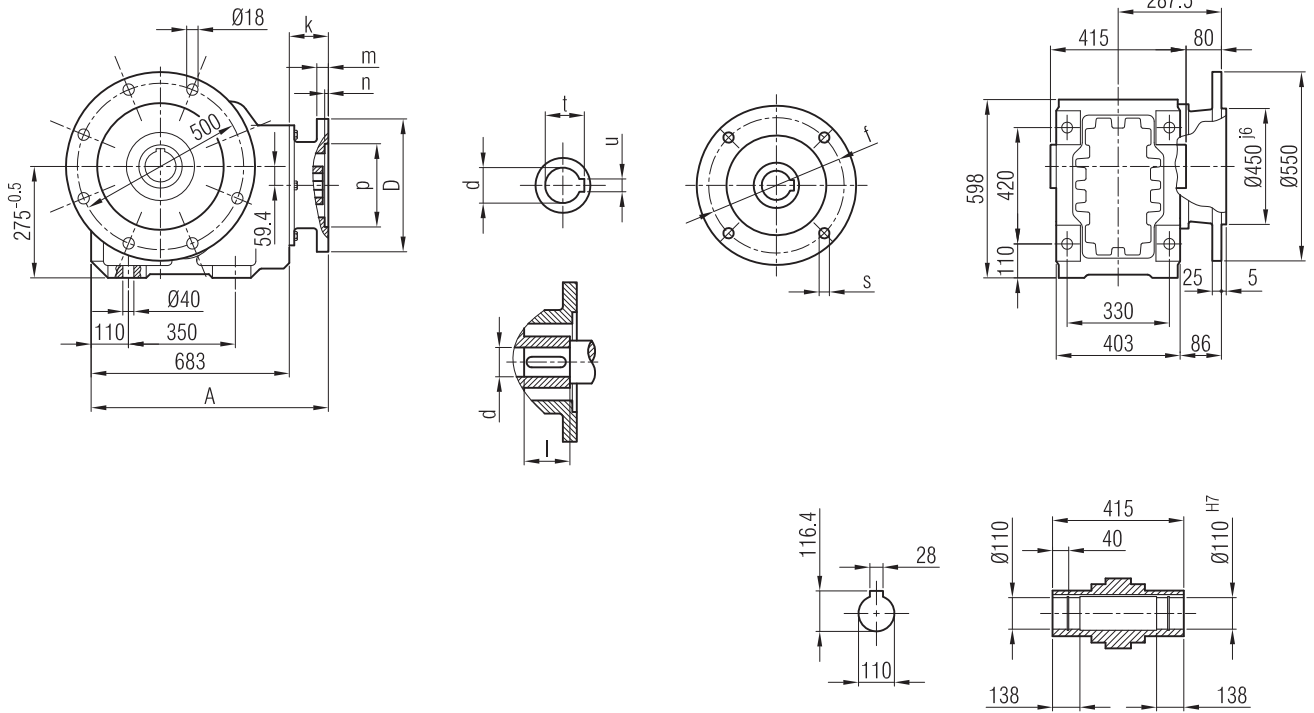


	A	p	f	D	s	k	m	n	d	l	t	u					
112/B5	740	180	215	250	M12	57	15	5	28	60	31.3	8					
132/B5	767	230	265	300	M12	84	17	6	38	80	41.3	10					
160/B5	774	250	300	350	M14	91	18	6.5	42	110	45.3	12					
180/B5	774	250	300	350	M14	91	18	6.5	48	110	51.8	14					
200/B5	842	300	350	400	M16	159	20	6.5	55	110	59.3	16					
225/B5	849	350	400	450	M16	166	22	6.5	60	140	64.4	18					
250/B5	846	450	500	550	M16	163	22	6.5	65	140	69.4	18					
280/B5	846	450	500	550	M16	163	22	6.5	75	140	79.9	20					

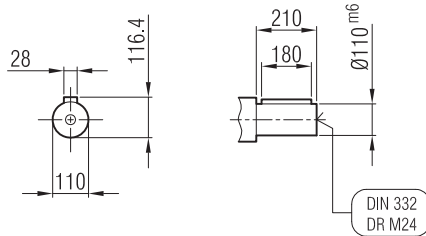
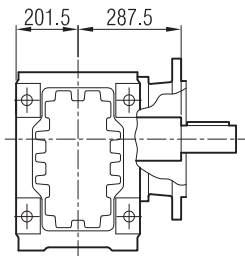




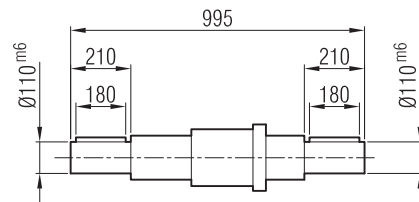
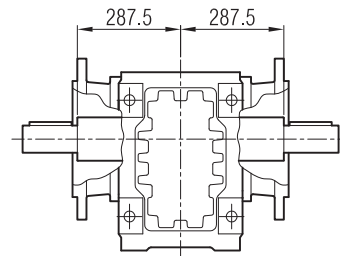
İRKF143



... -01




... -02





	A	p	f	D	s	k	m	n	d	l	t	u				
112/B5	740	180	215	250	M12	57	15	5	28	60	31.3	8				
132/B5	767	230	265	300	M12	84	17	6	38	80	41.3	10				
160/B5	774	250	300	350	M14	91	18	6.5	42	110	45.3	12				
180/B5	774	250	300	350	M14	91	18	6.5	48	110	51.8	14				
200/B5	842	300	350	400	M16	159	20	6.5	55	110	59.3	16				
225/B5	849	350	400	450	M16	166	22	6.5	60	140	64.4	18				
250/B5	846	450	500	550	M16	163	22	6.5	65	140	69.4	18				
280/B5	846	450	500	550	M16	163	22	6.5	75	140	79.9	20				







4DSM ...



P ₁	n ₂	i	S _f	M ₂	F _{q/2}	Tip				
GÜÇ	Çıkış Devri	Tahvil	Servis Faktörü	Çıkış Momenti	Rad. Yük	Type	Typ			
Power	Output Speeds	Ratio	Service Factor	Output Torque	Over Loads					
Leistung	Abtriebswelle Drehzahlen	Übersetzung	Betriebsfaktor	Abtriebswelle Drehmomente	Querkräfte					
[kW] Hp	[r.p.m]			[Nm]	[N]				kg	
1,5 2	6	145,15	2,65	2617	75000	4DSM	480 / 112 M 8a	528	520	
	6,5	108,65	3,55	1957	75000					
	7	97,16	4,00	1750	75000					
	9	79,28	4,86	1427	75000					
		6	145,15	3,41	2033	75000	4DSM	480 / 100 L 6a	528	510
		8	108,65	4,53	1537	75000				
		9	97,16	5,09	1370	75000				
		10	145,15	5,28	1313	75000	4DSM	480 / 90 L 4a	528	496
		13	108,65	7,12	977	75000				
		14	97,16	7,97	875	75000				
		14	97,16	7,97	875	75000				
	2,2 3	5	145,15	1,80	3854	75000	4DSM	480 / 132 S 8b	528	526
6,5		108,65	2,44	2845	75000					
7		97,16	2,71	2568	75000					
9		79,28	3,30	2101	75000					
		6,5	145,15	2,43	2846	75000	4DSM	480 / 112 M 6a	528	520
		8,5	108,65	3,24	2150	75000				
		9,5	97,16	3,62	1926	75000				
		9,5	145,15	3,60	1927	75000	4DSM	480 / 100 L 4a	528	508
		13	108,65	4,84	1433	75000				
		14	97,16	5,43	1284	75000				
		18	79,28	6,62	1050	75000				
		21	66,01	8,00	873	75000				
3 4	4,5	145,15	1,29	5368	74500	4DSM	480 / 132 M 8a	528	534	
	6	108,65	1,74	4003	74500					
	7	97,16	1,94	3602	74500					
	8,5	79,28	2,40	2897	74500					
		6,5	145,15	1,78	3881	74500	4DSM	480 / 132 S 6b	528	529
		8,5	108,65	2,37	2932	74500				
		9,5	97,16	2,65	2626	74500				
		9,5	145,15	2,64	2628	74500	4DSM	480 / 100 L 4b	528	511
		13	108,65	3,65	1955	74500				
		14	97,16	3,98	1751	74500				
		17,5	79,28	4,85	1432	74500				
		21	66,01	5,86	1189	74500				
4 5,5	5	140,79	2,69	6726	100000	4DSM	615 / 160 M 8a	529	963	
	6	114,29	3,15	5424	100000					
	7,5	95,10	3,85	4486	100000					
	8,5	80,56	4,53	3822	100000					
		6,5	145,15	1,31	5255	74500	4DSM	480 / 132 M 6a	528	537
		8,5	108,65	1,83	3794	74500				
		9,5	97,16	2,00	3503	74500				
		12	79,28	2,43	2850	74500				
		14	66,01	2,94	2368	74500				
		20	46,20	6,22	1664	74500				
		20	46,20	6,22	1664	74500				
	5,5 7,5	5	140,79	1,95	9249	99000	4DSM	615 / 160 M 8b	529	973
6		114,29	2,29	7458	99000					
7,5		95,10	2,80	6166	99000					
8,5		80,56	3,30	5255	99000					
8,5		80,56	3,30	5255	99000					





P ₁	n ₂	i	S _f	M ₂	F _{q/2}	Tip				
GÜÇ	Çıkış Devri	Tahvil	Servis Faktörü	Çıkış Momenti	Rad. Yük	Type	Typ			
Power	Output Speeds	Ratio	Service Factor	Output Torque	Over Loads					
Leistung	Abtriebswelle Drehzahlen	Übersetzung	Betriebsfaktor	Abtriebswelle Drehmomente	Querkräfte					
[kW] Hp	[r.p.m]			[Nm]	[N]				kg	
5,5 7,5	10	145,15	1,47	4718	74250	4DSM	480 / 132 S 4c	528	529	
	13	108,65	1,96	3557	74250					
	15	97,16	2,21	3146	74250					
	18	79,28	2,71	2569	74250					
	22	66,01	3,25	2140	74250					
	31	46,20	6,93	1496	74250					
7,5 10	5	140,03	2,22	12363	118000	4DSM	750 / 160 L 8a	530	1357	
	6	118,50	2,72	10510	118000					
	7,5	94,94	3,33	8406	118000					
	8,5	81,75	3,86	7249	118000					
		7	140,79	1,95	9273	99000	4DSM	615 / 160 M 6b	529	978
		8,5	114,29	2,28	7507	99000				
		10	95,10	2,77	6245	99000				
		12	80,56	3,27	5299	99000				
		10	145,15	1,08	6433	74000	4DSM	480 / 132 M 4b	528	537
		13	108,65	1,45	4813	74000				
	15	97,16	1,63	4290	74000					
	18	79,28	1,99	3503	74000					
	22	66,01	2,40	2906	74000					
	31	46,20	5,08	2041	74000					
	43	33,62	6,75	1484	74000					
11 15	5	140,03	1,51	18132	117000	4DSM	750 / 180 L 8b	530	1397	
	6	118,50	1,85	15415	117000					
	7,5	94,94	2,27	12329	117000					
	8,5	81,75	2,63	10632	117000					
		7	140,03	2,03	13500	117000	4DSM	750 / 160 L 6b	530	1348
		8	118,50	2,41	11419	117000				
		10	94,94	3,06	9155	117000				
		12	81,75	3,62	7905	117000				
		10,5	140,79	2,02	8980	98500	4DSM	615 / 160 M 4b	529	971
		13	114,29	2,35	7283	98500				
		15	95,10	2,86	6048	98500				
		18	80,56	3,40	5110	98500				
		20	73,20	4,89	4648	98500				
		22	66,01	1,65	4204	74000	4DSM	480 / 160 M 4b	528	598
		32	46,20	3,53	2936	74000				
	43	33,62	4,69	2136	74000					
	55	26,69	6,89	1697	74000					
	60	24,00	6,54	1526	74000					
	67	21,67	7,23	1378	74000					
	81	17,87	8,77	1137	74000					
15 20	7	140,03	1,48	18547	116000	4DSM	750 / 180 L 6a	530	1404	
	8	118,50	1,82	15765	116000					
	10	94,94	2,22	12612	116000					
		10	140,03	2,27	12127	116000	4DSM	750 / 160 L 4a	530	1357
		12	118,50	2,80	10254	116000				
		15	94,94	3,40	8243	116000				
		18	81,75	3,95	7086	116000				
		19	76,37	4,32	6603	116000				
		23	63,88	5,47	5557	116000				





P ₁	n ₂	i	S _f	M ₂	F _{q/2}				
GÜÇ	Çıkış Devri	Tahvil	Servis Faktörü	Çıkış Momenti	Rad. Yük	Tip			
Power	Output Speeds	Ratio	Service Factor	Output Torque	Over Loads	Type			
Leistung	Abtriebswelle Drehzahlen	Übersetzung	Betriebsfaktor	Abtriebswelle Drehmomente	Querkräfte	Typ			
[kW] Hp	[r.p.m]			[Nm]	[N]			kg	
15 20	10	140,79	1,48	12245	97500	4DSM	615 / 160 L 4a	529	1003
	13	114,29	1,73	9931	97500				
	15	95,10	2,10	8247	97500				
	18	80,56	2,49	6968	97500				
	20	73,20	3,59	6338	97500				
	25	59,33	4,30	5127	97500				
	30	49,52	5,20	4290	97500				
	32	46,20	2,60	3991	73500				
	43	33,62	3,45	2906	73500				
	55	26,69	4,32	2310	73500				
	60	24,00	4,80	2077	73500				
	67	21,67	5,32	1874	73500				
	82	17,87	6,45	1545	73500				
	90	16,30	7,08	1409	73500				
	100	14,82	7,80	1280	73500				
108	13,51	8,55	1167	73500					
120	12,35	9,35	1067	73500					
18,5 25	10	140,03	1,84	14957	114500	4DSM	750 / 180 M 4b	530	1377
	12	118,50	2,27	12646	114500				
	15	94,94	2,75	10166	114500				
	18	81,75	3,20	8740	114500				
	19	76,37	3,50	8144	114500				
	23	63,88	4,43	6854	114500				
	33	44,31	6,48	4745	114500				
	20	73,20	2,91	7817	96200				
	25	59,33	3,48	6323	96200				
	30	49,52	4,20	5291	96200				
	34	43,15	4,80	4602	96200				
	40	36,15	5,60	3860	96200				
	45	32,50	6,32	3464	96200				
	32	46,20	2,10	4922	72000				
	43	33,62	2,80	3584	72000				
55	26,69	3,50	2849	72000					
60	24,00	3,89	2562	72000					
67	21,67	4,31	2311	72000					
82	17,87	5,23	1906	72000					
90	16,30	5,74	1738	72000					
100	14,82	6,32	1579	72000					
108	13,51	6,93	1440	72000					
120	12,35	7,58	1316	72000					
22 30	12	118,5	1,90	15040	113000	4DSM	750 / 180 L 4b	530	1402
	15	94,94	2,32	12090	113000				
	18	81,75	2,70	10393	113000				
	19	76,37	2,94	9685	113000				
	23	63,88	3,73	8150	113000				
	33	44,31	5,45	5643	113000				
	42	34,96	6,74	4426	113000				
	20	73,20	2,45	9295	94500				
	25	59,33	2,93	7520	94500				
	30	49,52	3,53	6292	94500				
34	43,15	4,04	5473	94500					





P ₁	n ₂	i	S _f	M ₂	F _{q/2}	Tip							
GÜÇ	Çıkış Devri	Tahvil	Servis Faktörü	Çıkış Momenti	Rad. Yük	Type	Typ						
Power	Output Speeds	Ratio	Service Factor	Output Torque	Over Loads								
Leistung	Abtriebswelle Drehzahlen	Übersetzung	Betriebsfaktor	Abtriebswelle Drehmomente	Querkräfte								
[kW] Hp	[r.p.m]			[Nm]	[N]				kg				
22 30	40	36,15	4,70	4590	94500	4DSM	615 / 180 L 4b	529	1048				
	45	32,50	5,32	4120	94500								
	50	29,36	6,14	3722	94500								
	32	46,20	1,76	5853	71000								
	43	33,62	2,35	4262	71000								
	55	26,69	2,95	3388	71000								
	60	24,00	3,27	3047	71000	4DSM	480 / 180 L 4b	528	675				
	67	21,67	3,62	2749	71000								
	82	17,87	4,40	2267	71000								
	90	16,30	4,83	2067	71000								
	100	14,82	5,31	1878	71000								
	108	13,51	5,83	1712	71000								
120	12,35	6,37	1565	71000									
30 40	18	81,75	1,97	14172	115000	4DSM	750 / 200 L 4c	530	1457				
	19	76,37	2,15	13207	115000								
	23	63,88	2,73	11115	115000								
	33	44,31	4,00	7695	115000								
	42	34,96	4,95	6036	115000								
	52	28,27	6,90	5111	115000								
	58	25,29	7,50	4367	115000								
	20	73,20	1,80	12676	92000					4DSM	615 / 200 L 4c	529	1103
	25	59,33	2,15	10254	92000								
	30	49,52	2,60	8580	92000								
	34	43,15	2,96	7463	92000								
	40	36,15	3,45	6259	92000								
	45	32,50	3,90	5618	92000								
	50	29,36	4,50	5075	92000								
	55	26,62	4,80	4603	92000								
	60	24,21	5,31	4190	92000								
	66	22,08	5,68	3816	92000								
	72	20,21	6,41	3494	92000								
	55	26,69	2,16	4620	69400	4DSM	480 / 200 L 4c	528	730				
	60	24,00	2,40	4155	69400								
	67	21,67	2,66	3748	69400								
	82	17,87	3,22	3091	69400								
	90	16,30	3,53	2818	69400								
	100	14,82	3,90	2561	69400								
108	13,51	4,27	2335	69400									
120	12,35	4,67	2134	69400									
130	11,30	5,10	1954	69400									
140	10,40	5,54	1798	69400									
37 50	23	63,88	2,22	13708	109500	4DSM	750 / 225 S 4a	530	1482				
	33	44,31	3,24	9491	109500								
	42	34,96	4,01	7445	109500								
	52	28,27	5,60	6304	109500								
	58	25,29	6,08	5386	109500								
	30	49,52	2,10	10582	90000	4DSM	615 / 225 S 4a	529	1128				
	34	43,15	2,40	9204	90000								
	40	36,15	2,80	7720	90000								
	45	32,50	3,16	6929	90000								
	50	29,36	3,65	6260	90000								



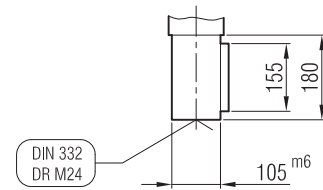
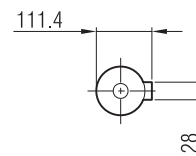
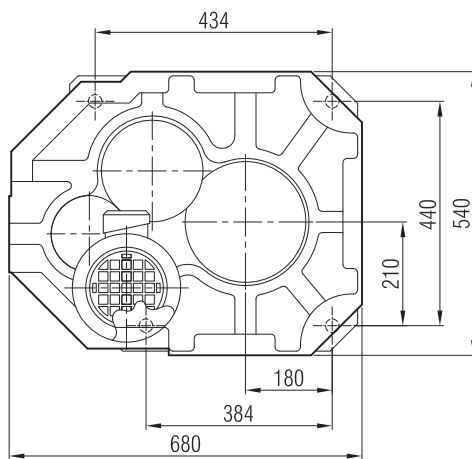
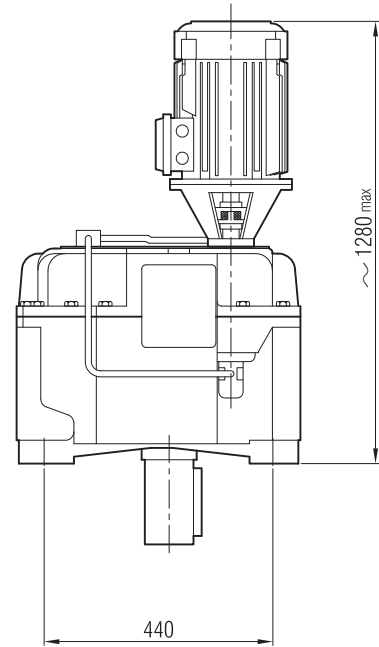
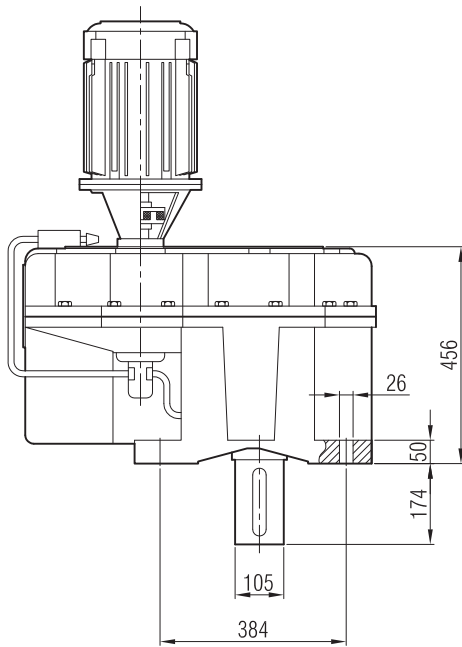
P ₁	n ₂	i	S _f	M ₂	F _{q/2}	Tip			
GÜÇ	Çıkış Devri	Tahvil	Servis Faktörü	Çıkış Momenti	Rad. Yük	Type	Typ		
Power	Output Speeds	Ratio	Service Factor	Output Torque	Over Loads				
Leistung	Abtriebswelle Drehzahlen	Übersetzung	Betriebsfaktor	Abtriebswelle Drehmomente	Querkräfte				
[kW] Hp	[r.p.m]			[Nm]	[N]				kg
37 50	55	26,62	3,90	5677	90000	4DSM	615 / 225 S 4a	529	1128
	60	24,21	4,31	5168	90000				
	66	22,83	4,60	4706	90000				
	72	20,21	5,20	4309	90000				
	80	18,43	5,67	3928	90000				
	90	16,30	2,80	3476	67700				
	100	14,82	3,16	3158	67700				
	108	13,51	3,46	2880	67700				
	120	12,35	3,79	2632	67700				
	130	11,30	4,14	2409	67700				
	140	10,40	4,49	2217	67700				
	150	9,67	4,83	2083	67700				
	180	8,01	5,83	1727	67700				
	45 60	33	44,31	2,65	11543				
42		34,96	3,30	9055	110000				
52		28,27	4,60	7339	110000				
58		25,29	5,00	6551	110000				
64		22,76	5,80	5902	110000				
45		32,50	2,60	8427	88500				
50		29,36	3,00	7613	88500				
55		26,62	3,20	6904	88500				
60		24,21	3,54	6285	88500				
66		22,08	3,78	5724	88500				
72		20,21	4,27	5240	88500				
80		18,43	4,66	4777	88500				
90		15,63	5,33	4055	88500				
130		11,30	3,40	2930	65000				
140	10,40	3,69	2697	65000					
150	9,67	3,97	2534	65000					
182	8,01	4,80	2100	65000					
55 75	33	44,31	2,18	14108	107000	4DSM	750 / 250 M 4c	530	1617
	42	32,96	2,70	11067	107000				
	52	28,27	3,76	8970	107000				
	58	25,29	4,09	8007	107000				
	64	22,76	4,74	7214	107000				
	70	20,58	5,07	6522	107000				
	80	18,17	5,89	5759	107000				
	90	16,49	6,54	5225	107000				
	60	24,21	2,90	7682	85000				
	66	22,08	3,10	6996	85000				
	72	20,21	3,50	6405	85000				
	80	18,43	3,82	5839	85000				
	93	15,63	4,36	4956	85000				
	110	13,10	5,31	4198	85000				
75 100	58	25,29	3,00	10919	101000	4DSM	750 / 280 S 4	530	1747
	64	22,76	3,48	9838	101000				
	70	20,58	3,72	8895	101000				
	80	18,17	4,32	7853	101000				
	90	16,49	4,80	7126	101000				



P ₁	n ₂	i	S _f	M ₂	F _{q/2}		
GÜÇ	Çıkış Devri	Tahvil	Servis Faktörü	Çıkış Momenti	Rad. Yük	Tip	
Power	Output Speeds	Ratio	Service Factor	Output Torque	Over Loads	Type	
Leistung	Abtriebswelle Drehzahlen	Übersetzung	Betriebsfaktor	Abtriebswelle Drehmomente	Querkräfte	Typ	
[kW] Hp	[r.p.m]			[Nm]	[N]		 kg
90	70	20,58	3,10	10673	98000	4DSM 750 / 280 M 4	530 1827
	80	18,17	3,60	9424	98000		
120	90	16,49	4,00	8551	98000		
	100	15,01	4,20	7785	98000		

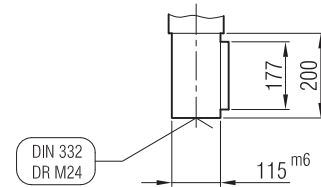
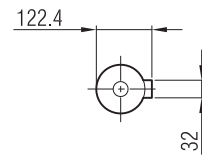
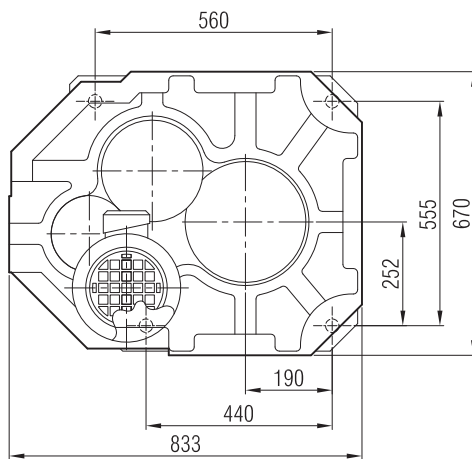
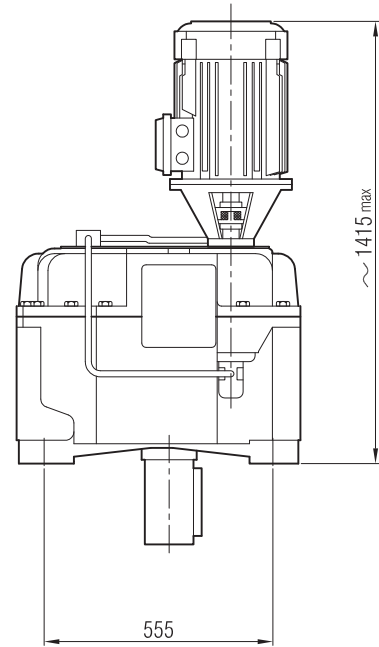
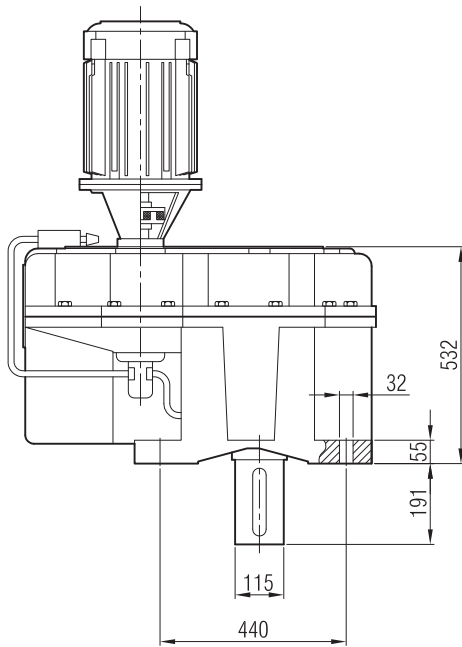


4DSM 480



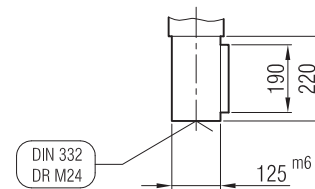
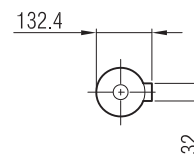
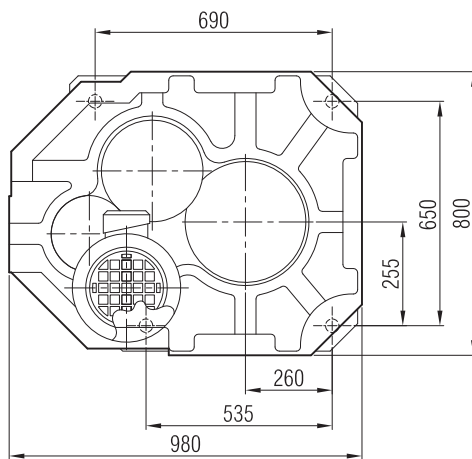
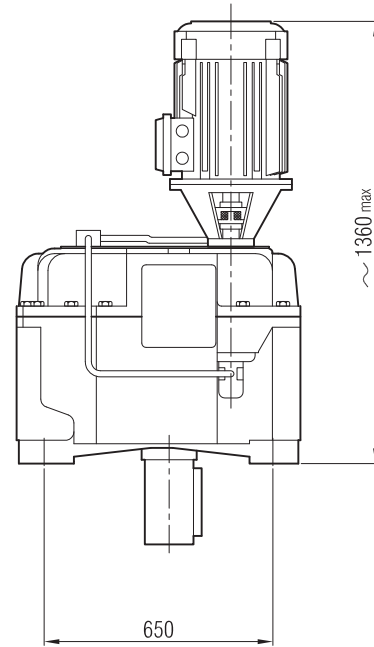
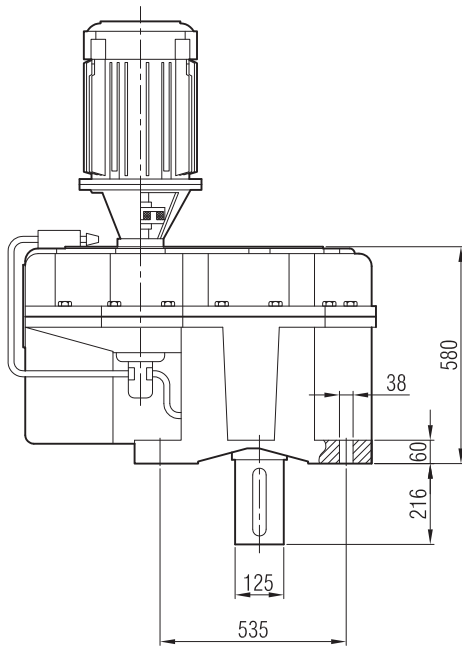



4DSM 615





4DSM 750





A ...




2A 200



2A ...



3A ...





3A 750





4A 750




i Tahvil Oranı Ratio Übersetzung	n ₁	n ₂	P ₁	S _f	M ₂	F _{q1}	F _{q1/2}	Tip Type Typ			kg
	Giriş Devri Input Speeds Antriebswelle Drehzahlen	Çıkış Devri Output Speeds Abtriebswelle Drehzahlen	GÜÇ Power Leistung	Servis Faktörü Service Factor Betriebsfaktor	Çıkış Momenti Output Torque Abtriebswelle Drehmomente	Rad. Yük Over Loads Querkräfte	Rad. Yük Over Loads Querkräfte				
	[r.p.m]	[r.p.m]	[kW]		[Nm]	[N]	[N]				
1.71	1400	820	132	3,57	1514	3700	24000	A 200	564	190	
			110	4,29	1262	3700	24000				
			90	5,25	1032	3700	24000				
	900	525	110	2,86	1971	3700	24800				
			90	3,50	1613	3700	24800				
			75	4,20	1344	3700	24800				
	700	410	90	2,83	2065	3700	25750				
			75	3,40	1721	3700	25750				
			55	4,63	1262	3700	25750				
	500	290	75	2,45	2433	3700	26500				
			55	3,34	1784	3700	26500				
			45	4,08	1460	3700	26500				
1.87	1400	745	132	3,40	1667	3700	24000				
			110	4,09	1389	3700	24000				
			90	5,00	1136	3700	24000				
	900	480	110	2,27	2156	3700	24800				
			90	3,33	1764	3700	24800				
			75	4,00	1470	3700	24800				
	700	370	90	2,66	2288	3700	25750				
			75	3,20	1907	3700	25750				
			55	4,36	1398	3700	25750				
	500	270	75	2,30	2613	3700	26500				
			55	3,13	1916	3700	26500				
			45	3,83	1568	3700	26500				
2.06	1400	680	132	3,23	1826	3700	24000				
			110	3,88	1522	3700	24000				
			90	4,75	1245	3700	24000				
	900	440	110	2,42	2352	3700	24800				
			90	2,95	1324	3700	24800				
			75	3,55	1603	3700	24800				
	700	340	90	2,50	2490	3700	25750				
			75	3,00	2075	3700	25750				
			55	4,09	1522	3700	25750				
	500	240	75	2,15	2940	3700	26500				
			55	2,93	2156	3700	26500				
			45	3,58	1764	3700	26500				
2.27	1400	615	132	3,23	2019	3700	24000				
			110	3,88	1683	3700	24000				
			90	4,75	1377	3700	24000				
	900	395	110	3,04	2620	3700	25750				
			90	3,65	2143	3700	25750				
			75	4,46	1786	3700	25750				
	700	310	90	2,42	2731	3700	25750				
			75	2,96	2276	3700	25750				
			55	3,55	1669	3700	25750				
	500	220	75	2,01	3207	3700	26500				
			55	2,75	2352	3700	26500				
			45	3,36	1924	3700	26500				





i Tahvil Oranı Ratio Übersetzung	n ₁	n ₂	P ₁	S _f	M ₂	F _{q1}	F _{q1/2}	Tip Type Typ			kg
	Giriş Devri	Çıkış Devri	GÜÇ	Servis Faktörü	Çıkış Momenti	Rad. Yük	Rad. Yük				
	Input Speeds	Output Speeds	Power	Service Factor	Output Torque	Over Loads	Over Loads				
	Antriebswelle Drehzahlen	Abtriebswelle Drehzahlen	Leistung	Betriebsfaktor	Abtriebswelle Drehmomente	Querkräfte	Querkräfte				
	[r.p.m]	[r.p.m]	[kW]		[Nm]	[N]	[N]				
2.51	1400	555	110	3,4	1864	3700	24000	A 200	564	190	
			90	4,15	1525	3700	24000				
			75	4,98	1271	3700	24000				
	900	360	90	2,78	2352	3700	25750				
			75	3,33	1960	3700	25750				
			55	4,55	1437	3700	25750				
	700	280	75	2,60	2520	3700	26500				
			55	3,55	1840	3700	26500				
			45	4,33	1512	3700	26500				
	500	200	55	2,60	2587	3700	26500				
			45	3,17	2117	3700	26500				
			37	3,86	1740	3700	26500				
2.80	1400	500	110	3,20	2069	3700	24800				
			90	3,91	1693	3700	24800				
			75	4,69	1411	3700	24800				
	900	320	90	2,62	1693	3700	25750				
			75	3,15	1411	3700	25750				
			55	4,20	1035	3700	25750				
	700	250	75	2,42	2822	3700	26500				
			55	3,30	2069	3700	26500				
			45	4,03	1693	3700	26500				
	500	180	55	2,40	2874	3700	26500				
			45	2,93	2352	3700	26500				
			37	3,56	1934	3700	26500				
3.13	1400	450	110	2,92	2299	3700	24800				
			90	3,57	1881	3700	24800				
			75	4,29	1568	3700	24800				
	900	290	90	2,35	2919	3700	25750				
			75	2,82	2433	3700	25750				
			55	3,85	1784	3700	25750				
	700	225	75	2,23	3136	3700	26500				
			55	3,05	2299	3700	26500				
			45	3,73	1881	3700	26500				
	500	160	55	2,20	3234	3700	26500				
			45	2,68	2646	3700	26500				
			37	3,27	2175	3700	26500				
3.52	1400	400	90	3,26	2117	3700	25750				
			75	3,92	1764	3700	25750				
			55	5,34	1293	3700	25750				
	900	255	75	2,60	2767	3700	26500				
			55	3,54	2029	3700	26500				
			45	4,33	1660	3700	26500				
	700	200	55	2,78	2587	3700	26500				
			45	3,40	2117	3700	26500				
			37	4,13	1740	3700	26500				
	500	140	45	2,43	3024	3700	26500				
			37	2,96	2486	3700	26500				
			30	3,65	2016	3700	26500				





i Tahvil Oranı Ratio Übersetzung	n ₁ Giriş Devri Input Speeds Antriebswelle Drehzahlen	n ₂ Çıkış Devri Output Speeds Abtriebswelle Drehzahlen	P ₁ GÜÇ Power Leistung	S _f Servis Faktörü Service Factor Betriebsfaktor	M ₂ Çıkış Momenti Output Torque Abtriebswelle Drehmomente	F _{q1} Rad. Yük Over Loads Querkräfte	F _{q1/2} Rad. Yük Over Loads Querkräfte	Tip Type Typ		kg
	[r.p.m]	[r.p.m]	[kW]		[Nm]	[N]	[N]			
4.00	1400	350	90	3,00	2419	3700	25750	A 200	564	190
			75	3,60	2016	3700	25750			
			55	4,90	1478	3700	25750			
	900	225	75	2,32	3136	3700	26500			
			55	3,16	2299	3700	26500			
			45	3,86	1881	3700	26500			
	700	175	55	2,51	2956	3700	26500			
			45	3,06	2419	3700	26500			
			37	3,73	1989	3700	26500			
	500	125	45	2,20	3386	3700	27250			
			37	2,67	2784	3700	27250			
			30	3,30	2258	3700	27250			
4.58	1400	305	90	2,66	2776	3700	25750			
			75	3,20	2313	3700	25750			
			55	4,36	1696	3700	25750			
	900	195	75	2,08	3618	3700	26500			
			55	2,83	2653	3700	26500			
			45	3,46	2171	3700	26500			
	700	150	55	2,21	3449	3700	26500			
			45	2,70	2822	3700	26500			
			37	3,28	2320	3700	26500			
	500	110	45	1,93	3848	3700	27250			
			37	2,35	3164	3700	27250			
			30	2,90	2565	3700	27250			
4.93	1400	285	75	3,00	2475	3700	26500			
			55	4,09	1815	3700	26500			
			45	5,00	1485	3700	26500			
	900	180	55	2,65	2874	3700	26500			
			45	3,23	2352	3700	26500			
			37	3,93	1934	3700	26500			
	700	140	45	2,53	3024	3700	26500			
			37	3,08	2486	3700	26500			
			30	3,80	2016	3700	26500			
	500	100	37	2,23	3480	3700	27250			
			30	2,75	2822	3700	27250			
			22	3,75	2069	3700	27250			
5.33	1400	260	75	2,80	2713	3700	26500			
			55	3,82	1990	3700	26500			
			45	4,66	1628	3700	26500			
	900	170	55	2,45	3043	3700	26500			
			45	3,00	2490	3700	26500			
			37	3,65	2047	3700	26500			
	700	130	45	2,33	3256	3700	27250			
			37	2,84	2677	3700	27250			
			30	3,50	2171	3700	27250			
	500	95	37	2,06	3664	3700	27250			
			30	2,55	2971	3700	27250			
			22	3,48	2178	3700	27250			





i Tahvil Oranı Ratio Übersetzung	n ₁ Giriş Devri Input Speeds Antriebswelle Drehzahlen	n ₂ Çıkış Devri Output Speeds Abtriebswelle Drehzahlen	P ₁ GÜÇ Power Leistung	S _f Servis Faktörü Service Factor Betriebsfaktor	M ₂ Çıkış Momenti Output Torque Abtriebswelle Drehmomente	F _{q1} Rad. Yük Over Loads Querkräfte	F _{q1/2} Rad. Yük Over Loads Querkräfte	Tip Type Typ			kg
	[r.p.m]	[r.p.m]	[kW]		[Nm]	[N]	[N]				
5.78	1400	240	75	2,60	2940	3700	26500	A 200	564	190	
			55	3,55	2156	3700	26500				
			45	4,33	1764	3700	26500				
	900	155	55	2,29	3338	3700	26500				
			45	2,80	2731	3700	26500				
			37	3,41	2245	3700	26500				
	700	120	45	2,20	3528	3700	27250				
			37	2,67	2900	3700	27250				
			30	3,30	2352	3700	27250				
	500	85	37	1,90	4095	3700	27250				
			30	2,35	3320	3700	27250				
			22	3,20	2435	3700	27250				
6.30	1400	220	75	2,40	3207	3700	26500				
			55	3,27	2352	3700	26500				
			45	4,00	1924	3700	26500				
	900	140	55	2,10	3696	3700	26500				
			45	2,56	3024	3700	26500				
			37	3,11	2486	3700	26500				
	700	110	45	2,00	3848	3700	27250				
			37	2,43	3164	3700	27250				
			30	3,00	2565	3700	27250				
	500	80	37	1,74	4351	3700	27250				
			30	2,15	3528	3700	27250				
			22	2,93	2587	3700	27250				
6.91	1400	200	75	2,73	3528	3700	26500				
			55	3,32	2587	3700	26500				
			45	4,10	2117	3700	26500				
	900	130	55	2,20	3980	3700	27250				
			45	3,00	3256	3700	27250				
			37	3,66	2677	3700	27250				
	700	100	45	1,93	4233	3700	27250				
			37	2,36	3480	3700	27250				
			30	2,87	2822	3700	27250				
	500	72	37	1,93	4834	3700	27250				
			30	2,23	3919	3700	27250				
			22	2,75	2874	3700	27250				
7.17	1400	195	45	2,73	2138	3700	26500	2A 200	565	215	
			37	3,32	1758	3700	26500				
			30	3,48	1425	3700	26500				
	900	125	37	2,07	2742	3700	27250				
			30	2,55	2223	3700	27250				
			22	3,48	1630	3700	27250				
	700	100	30	2,15	2779	3700	27250				
			22	2,94	2038	3700	27250				
			18,5	3,50	1714	3700	27250				
	500	70	22	2,11	2911	3700	27250				
			18,5	2,50	2448	3700	27250				
			15	3,09	1985	3700	27250				





i Tahvil Oranı Ratio Übersetzung	n ₁	n ₂	P ₁	S _f	M ₂	F _{q1}	F _{q1/2}	Tip Type Typ			kg
	Giriş Devri	Çıkış Devri	GÜÇ	Servis Faktörü	Çıkış Momenti	Rad. Yük	Rad. Yük				
	Input Speeds	Output Speeds	Power	Service Factor	Output Torque	Over Loads	Over Loads				
	Antriebswelle Drehzahlen	Abtriebswelle Drehzahlen	Leistung	Betriebsfaktor	Abtriebswelle Drehmomente	Querkräfte	Querkräfte				
	[r.p.m]	[r.p.m]	[kW]		[Nm]	[N]	[N]				
7.91	1400	180	37	3,12	1904	3700	26500	2A 200	565	215	
			30	3,85	1544	3700	26500				
			22	5,25	1132	3700	26500				
	900	115	30	2,55	2417	3700	27250				
			22	3,49	1772	3700	27250				
			18,5	4,15	1490	3700	27250				
	700	90	22	2,76	2264	3700	27250				
			18,5	3,29	1904	3700	27250				
			15	4,05	1544	3700	27250				
	500	60	18,5	2,35	2856	3700	27800				
			15	2,89	2316	3700	27800				
			11	3,95	1698	3700	27800				
8.75	1400	160	37	2,91	2142	3700	26500				
			30	2,58	1737	3700	26500				
			22	4,90	1274	3700	26500				
	900	100	30	2,40	2779	3700	27250				
			22	3,27	2038	3700	27250				
			18,5	3,89	1714	3700	27250				
	700	80	22	2,55	2547	3700	27250				
			18,5	3,03	2142	3700	27250				
			15	3,74	1737	3700	27250				
	500	60	18,5	2,22	2142	3700	27800				
			15	2,73	1737	3700	27800				
			11	3,73	1274	3700	27800				
9.73	1400	145	37	2,77	2364	3700	26500				
			30	3,42	1917	3700	26500				
			22	4,67	1405	3700	26500				
	900	90	30	2,21	3088	3700	27250				
			22	3,02	2264	3700	27250				
			18,5	3,60	1904	3700	27250				
	700	70	22	2,37	2911	3700	27250				
			18,5	2,82	2448	3700	27250				
			15	3,48	1985	3700	27250				
	500	50	18,5	2,04	3427	3700	27800				
			15	2,52	2779	3700	27800				
			11	3,44	2038	3700	27800				
10.88	1400	130	30	3,08	2138	3700	27250				
			22	4,21	1568	3700	27250				
			18,5	5,00	1318	3700	27250				
	900	80	22	2,76	2547	3700	27250				
			18,5	3,28	2142	3700	27250				
			15	4,05	1737	3700	27250				
	700	65	18,5	2,60	2637	3700	27800				
			15	3,21	2138	3700	27800				
			11	4,38	1568	3700	27800				
	500	45	15	2,31	3088	3700	28350				
			11	3,15	2264	3700	28350				
			7,5	4,63	1544	3700	28350				





i Tahvil Oranı Ratio Übersetzung	n ₁	n ₂	P ₁	S _f	M ₂	F _{q1}	F _{q1/2}	Tip Type Typ	  kg
	Giriş Devri	Çıkış Devri	GÜÇ	Servis Faktörü	Çıkış Momenti	Rad. Yük	Rad. Yük		
	Input Speeds	Output Speeds	Power	Service Factor	Output Torque	Over Loads	Over Loads		
	Antriebswelle Drehzahlen	Abtriebswelle Drehzahlen	Leistung	Betriebsfaktor	Abtriebswelle Drehmomente	Querkräfte	Querkräfte		
	[r.p.m]	[r.p.m]	[kW]		[Nm]	[N]	[N]		
12.24	1400	115	30	2,82	2417	3700	27250	2A 200	565 215
			22	3,84	1772	3700	27250		
			18,5	4,57	1490	3700	27250		
	900	75	22	2,55	2717	3700	27250		
			18,5	3,03	2285	3700	27250		
			15	3,75	1853	3700	27250		
	700	60	18,5	2,37	2856	3700	27800		
			15	2,93	2316	3700	27800		
			11	4,00	1698	3700	27800		
	500	40	15	2,09	3474	3700	28350		
			11	2,86	2547	3700	28350		
			7,5	4,19	1737	3700	28350		
13.90	1400	100	30	2,58	2779	3700	27250		
			22	3,52	2038	3700	27250		
			18,5	4,19	1714	3700	27250		
	900	65	22	2,27	3135	3700	27800		
			18,5	2,70	2637	3700	27800		
			15	3,33	3138	3700	27800		
	700	50	18,5	2,14	3427	3700	27800		
			15	2,64	2779	3700	27800		
			11	3,61	2038	3700	27800		
	500	35	15	1,89	3970	3700	28350		
			11	2,58	2911	3700	28350		
			7,5	3,79	1985	3700	28350		
15.94	1400	90	30	2,31	3088	3700	27250		
			22	3,15	2264	3700	27250		
			18,5	3,74	1904	3700	27250		
	900	55	22	2,04	3705	3700	27800		
			18,5	2,42	3116	3700	27800		
			15	3,00	2526	3700	27800		
	700	45	18,5	1,88	3808	3700	28350		
			15	2,32	3088	3700	28350		
			11	3,17	2264	3700	28350		
	500	30	15	1,66	4632	3700	28350		
			11	2,27	3397	3700	28350		
			7,5	3,33	2316	3700	28350		
17.16	1400	80	30	2,15	3474	3700	27250		
			22	2,93	2547	3700	27250		
			18,5	3,49	2142	3700	27250		
	900	50	22	1,90	4076	3700	27800		
			18,5	2,26	3427	3700	27800		
			15	2,79	2779	3700	27800		
	700	40	18,5	1,77	4284	3700	28350		
			15	2,18	3474	3700	28350		
			11	2,97	2547	3700	28350		
	500	30	15	1,58	4632	3700	28350		
			11	2,16	3397	3700	28350		
			7,5	3,33	2316	3700	28350		





i Tahvil Oranı Ratio Übersetzung	n ₁	n ₂	P ₁	S _f	M ₂	F _{q1}	F _{q1/2}	Tip Type Typ			kg
	Giriş Devri	Çıkış Devri	GÜÇ	Servis Faktörü	Çıkış Momenti	Rad. Yük	Rad. Yük				
	Input Speeds	Output Speeds	Power	Service Factor	Output Torque	Over Loads	Over Loads				
	Antriebswelle Drehzahlen	Abtriebswelle Drehzahlen	Leistung	Betriebsfaktor	Abtriebswelle Drehmomente	Querkräfte	Querkräfte				
	[r.p.m]	[r.p.m]	[kW]		[Nm]	[N]	[N]				
18.53	1400	75	30	2,02	3705	3700	27250	2A 200	565	215	
			22	2,75	2717	3700	27250				
			18,5	3,28	2285	3700	27250				
	900	50	22	1,76	4076	3700	27800				
			18,5	2,09	3427	3700	27800				
			15	2,58	2779	3700	27800				
	700	40	18,5	1,63	4284	3700	28350				
			15	2,01	3474	3700	28350				
			11	2,75	2547	3700	28350				
	500	25	15	1,47	5558	3700	29000				
			11	1,99	4076	3700	29000				
			7,5	2,92	2779	3700	29000				
20.11	1400	70	30	1,88	3970	3700	27250				
			22	2,56	2911	3700	27250				
			18,5	3,04	2448	3700	27250				
	900	45	22	1,64	4529	3700	28350				
			18,5	1,95	3808	3700	28350				
			15	2,41	3088	3700	28350				
	700	35	18,5	1,53	4896	3700	28350				
			15	1,90	3970	3700	28350				
			11	2,59	2911	3700	28350				
	500	25	15	1,35	5558	3700	29000				
			11	1,85	4076	3700	29000				
			7,5	2,71	2779	3700	29000				
21.52	1400	65	30	1,73	4275	3700	27800				
			22	2,35	3135	3700	27800				
			18,5	2,80	2637	3700	27800				
	900	40	22	1,55	5095	3700	28350				
			18,5	1,83	4284	3700	28350				
			15	2,27	3474	3700	28350				
	700	30	18,5	1,42	5712	3700	28350				
			15	1,75	4632	3700	28350				
			11	2,39	3397	3700	28350				
	500	20	15	1,26	6948	3700	29000				
			11	1,72	5095	3700	29000				
			7,5	2,52	3474	3700	29000				
24.04	1400	60	30	1,58	4632	3700	27800				
			22	2,15	3397	3700	27800				
			18,5	2,56	2856	3700	27800				
	900	40	22	1,38	5095	3700	28350				
			18,5	1,63	4284	3700	28350				
			15	2,02	3474	3700	28350				
	700	30	18,5	1,28	5712	3700	28350				
			15	1,57	4632	3700	28350				
			11	2,15	3397	3700	28350				
	500	20	15	1,15	6948	3700	29000				
			11	1,57	5095	3700	29000				
			7,5	2,31	3474	3700	29000				





i Tahvil Oranı Ratio Übersetzung	n ₁	n ₂	P ₁	S _f	M ₂	F _{q1}	F _{q1/2}	Tip Type Typ			kg
	Giriş Devri	Çıkış Devri	GÜÇ	Servis Faktörü	Çıkış Momenti	Rad. Yük	Rad. Yük				
	Input Speeds	Output Speeds	Power	Service Factor	Output Torque	Over Loads	Over Loads				
	Antriebswelle Drehzahlen	Abtriebswelle Drehzahlen	Leistung	Betriebsfaktor	Abtriebswelle Drehmomente	Querkräfte	Querkräfte				
	[r.p.m]	[r.p.m]	[kW]		[Nm]	[N]	[N]				
6.98	1400	200	11	1,45	509	2850	7600	2A 180	566	58	
			7,5	2,15	347	2850	7600				
			5,5	2,95	255	2850	7600				
	900	130	7,5	1,35	534	2850	7600				
			5,5	1,87	392	2850	7600				
			4	2,60	285	2850	7600				
	700	100	5,5	1,45	509	2850	7850				
			4	2,00	371	2850	7850				
			3	2,70	278	2850	7850				
	500	72	4	1,42	515	2850	8000				
			3	1,91	386	2850	8000				
			2,2	2,63	283	2850	8000				
9.51	1400	150	11	1,52	679	2850	7600				
			7,5	2,95	463	2850	7600				
			5,5	3,09	340	2850	7600				
	900	95	7,5	1,43	731	2850	8000				
			5,5	1,98	536	2850	8000				
			4	2,72	390	2850	8000				
	700	75	5,5	1,51	679	2850	8000				
			4	2,10	494	2850	8000				
			3	2,84	371	2850	8000				
	500	50	4	1,49	741	2850	8350				
			3	2,00	556	2850	8350				
			2,2	2,50	408	2850	8350				
11.75	1400	120	7,5	1,85	579	2850	7850				
			5,5	1,55	425	2850	7850				
			4	3,51	309	2850	7850				
	900	75	5,5	1,61	679	2850	8000				
			4	2,24	494	2850	8000				
			3	3,00	371	2850	8000				
	700	60	4	1,73	618	2850	8350				
			3	2,32	463	2850	8350				
			2,2	3,18	340	2850	8350				
	500	40	3	1,64	695	2850	8600				
			2,2	2,25	509	2850	8600				
			1,5	3,34	347	2850	8600				
14.88	1400	95	7,5	1,55	731	2850	8000				
			5,5	2,14	536	2850	8000				
			4	2,97	390	2850	8000				
	900	60	5,5	1,35	849	2850	8350				
			4	1,89	618	2850	8350				
			3	2,53	463	2850	8350				
	700	50	4	1,45	741	2850	8350				
			3	1,96	556	2850	8350				
			2,2	2,69	408	2850	8350				
	500	35	3	1,38	794	2850	8600				
			2,2	1,90	582	2850	8600				
			1,5	2,82	397	2850	8600				







i Tahvil Oranı Ratio Übersetzung	n ₁	n ₂	P ₁	S _f	M ₂	F _{q1}	F _{q1/2}	Tip Type Typ			kg
	Giriş Devri Input Speeds Antriebswelle Drehzahlen	Çıkış Devri Output Speeds Abtriebswelle Drehzahlen	GÜÇ Power Leistung	Servis Faktörü Service Factor Betriebsfaktor	Çıkış Momenti Output Torque Abtriebswelle Drehmomente	Rad. Yük Over Loads Querkräfte	Rad. Yük Over Loads Querkräfte				
	[r.p.m]	[r.p.m]	[kW]		[Nm]	[N]	[N]				
16.62	1400	85	5,5	1,82	599	2850	8000	2A 180	566	58	
			4	2,52	436	2850	8000				
			3	3,37	327	2850	8000				
	900	55	4	1,60	674	2850	8350				
			3	2,15	505	2850	8350				
			2,2	2,95	371	2850	8350				
	700	40	3	1,66	695	2850	8600				
			2,2	2,29	509	2850	8600				
			1,5	3,37	347	2850	8600				
	500	30	2,2	1,62	679	2850	8600				
			1,5	2,40	463	2850	8600				
			1,1	3,29	340	2850	8600				
18.15	1400	80	5,5	1,65	637	2850	8000				
			4	2,28	463	2850	8000				
			3	3,05	347	2850	8000				
	900	50	4	1,45	741	2850	8350				
			3	1,95	556	2850	8350				
			2,2	2,68	408	2850	8350				
	700	40	3	1,51	695	2850	8600				
			2,2	2,08	509	2850	8600				
			1,5	3,08	347	2850	8600				
	500	30	2,2	1,46	679	2850	8600				
			1,5	2,18	463	2850	8600				
			1,1	2,98	340	2850	8600				
20.01	1400	70	4	2,08	529	2850	8350				
			3	2,79	397	2850	8350				
			2,2	3,82	291	2850	8350				
	900	45	3	1,77	618	2850	8600				
			2,2	2,43	453	2850	8600				
			1,5	3,59	309	2850	8600				
	700	35	2,2	1,88	582	2850	8600				
			1,5	2,78	397	2850	8600				
			1,1	3,81	291	2850	8600				
	500	25	1,5	1,97	556	2850	8900				
			1,1	2,70	408	2850	8900				
			0,75	3,99	278	2850	8900				
23.75	1400	60	4	1,75	618	2850	8350				
			3	2,35	463	2850	8350				
			2,2	3,22	340	2850	8350				
	900	40	3	1,49	695	2850	8600				
			2,2	2,05	509	2850	8600				
			1,5	3,00	347	2850	8600				
	700	30	2,2	1,58	679	2850	8600				
			1,5	2,35	463	2850	8600				
			1,1	3,82	340	2850	8600				
	500	20	1,5	1,66	695	2850	8900				
			1,1	2,29	509	2850	8900				
			0,75	3,38	347	2850	8900				





i Tahvil Oranı Ratio Übersetzung	n ₁	n ₂	P ₁	S _f	M ₂	F _{q1}	F _{q1/2}	Tip Type Typ			kg
	Giriş Devri Input Speeds Antriebswelle Drehzahlen	Çıkış Devri Output Speeds Abtriebswelle Drehzahlen	GÜÇ Power Leistung	Servis Faktörü Service Factor Betriebsfaktor	Çıkış Momenti Output Torque Abtriebswelle Drehmomente	Rad. Yük Over Loads Querkräfte	Rad. Yük Over Loads Querkräfte				
	[r.p.m]	[r.p.m]	[kW]		[Nm]	[N]	[N]				
30.80	1400	45	3	1,75	618	2850	8600	2A 180	566	58	
			2,2	2,40	453	2850	8600				
			1,5	3,55	309	2850	8600				
	900	30	2,2	1,52	679	2850	8600				
			1,5	2,25	463	2850	8600				
			1,1	3,10	340	2850	8600				
	700	23	1,5	1,74	604	2850	8900				
			1,1	2,40	443	2850	8900				
			0,75	3,54	302	2850	8900				
	500	16	1,1	1,70	637	2850	8900				
			0,75	2,51	434	2850	8900				
			0,55	3,45	318	2850	8900				
35.78	1400	40	2,2	2,06	509	2850	8600				
			1,5	3,04	347	2850	8600				
			1,1	4,17	255	2850	8600				
	900	25	1,5	1,94	556	2850	8900				
			1,1	2,67	408	2850	8900				
			0,75	3,93	278	2850	8900				
	700	20	1,1	2,05	509	2850	8900				
			0,75	3,03	347	2850	8900				
			0,55	4,16	255	2850	8900				
	500	14	0,75	2,15	496	2850	8900				
			0,55	2,95	364	2850	8900				
			0,37	2,40	245	2850	8900				
38.80	1400	35	2,2	1,92	582	2850	8600				
			1,5	2,83	397	2850	8600				
			1,1	3,89	291	2850	8600				
	900	23	1,5	1,80	604	2850	8900				
			1,1	2,48	443	2850	8900				
			0,75	3,66	302	2850	8900				
	700	18	1,1	1,91	566	2850	8900				
			0,75	2,83	386	2850	8900				
			0,55	2,88	283	2850	8900				
	500	13	0,75	2,01	534	2850	8900				
			0,55	2,76	392	2850	8900				
			0,37	4,13	264	2850	8900				
46.02	1400	30	2,2	1,30	679	2850	8600				
			1,5	1,93	463	2850	8600				
			1,1	2,65	340	2850	8600				
	900	20	1,5	1,22	695	2850	8900				
			1,1	1,69	509	2850	8900				
			0,75	2,50	347	2850	8900				
	700	15	1,1	1,30	679	2850	8900				
			0,75	1,93	463	2850	8900				
			0,55	2,65	340	2850	8900				
	500	11	0,75	1,35	632	2850	8900				
			0,55	1,86	463	2850	8900				
			0,37	2,80	312	2850	8900				





i Tahvil Oranı Ratio Übersetzung	n ₁	n ₂	P ₁	S _f	M ₂	F _{q1}	F _{q1/2}	Tip Type Typ			kg
	Giriş Devri	Çıkış Devri	GÜÇ	Servis Faktörü	Çıkış Momenti	Rad. Yük	Rad. Yük				
	Input Speeds	Output Speeds	Power	Service Factor	Output Torque	Over Loads	Over Loads				
	Antriebswelle Drehzahlen	Abtriebswelle Drehzahlen	Leistung	Betriebsfaktor	Abtriebswelle Drehmomente	Querkräfte	Querkräfte				
	[r.p.m]	[r.p.m]	[kW]		[Nm]	[N]	[N]				
7.32	1400	190	22	1,95	1073	3550	8250				
			18,5	2,32	902	3550	8250				
			15	2,88	731	3550	8250				
	900	120	18,5	1,45	1428	3550	8250				
			15	1,83	1158	3550	8250				
			11	2,52	849	3550	8250				
	700	95	15	1,41	1463	3550	8500				
			11	1,95	1073	3550	8500				
			7,5	2,88	731	3550	8500				
	500	70	11	1,38	1456	3550	8900				
			7,5	2,03	993	3550	8900				
			5,5	2,80	728	3550	8900				
10.52	1400	133	22	1,85	1532	3550	8250	2A 2AE	225	567 577	94 134
			18,5	2,21	1289	3550	8250				
			15	2,73	1045	3550	8250				
	900	85	18,5	1,40	2016	3550	8800				
			15	1,73	1635	3550	8800				
			11	2,38	1199	3550	8800				
	700	65	15	1,34	2138	3550	9000				
			11	1,84	1568	3550	9000				
			7,5	2,73	1069	3550	9000				
	500	45	11	1,31	2264	3550	9280				
			7,5	1,94	1544	3550	9280				
			5,5	2,67	1132	3550	9280				
11.04	1400	125	18,5	1,35	1371	3550	8250				
			15	1,68	1112	3550	8250				
			11	2,30	815	3550	8250				
	900	80	15	1,05	1737	3550	8800				
			11	1,46	1274	3550	8800				
			7,5	2,17	868	3550	8800				
	700	63	11	1,13	1617	3550	9000				
			7,5	1,68	1103	3550	9000				
			5,5	2,30	809	3550	9000				
	500	45	7,5	1,18	1544	3550	9280				
			5,5	1,63	1132	3550	9280				
			4	2,25	823	3550	9280				
14.12	1400	100	15	1,55	1390	3550	8500				
			11	2,13	1019	3550	8500				
			7,5	3,15	695	3550	8500				
	900	65	11	1,35	1568	3550	9000				
			7,5	2,00	1069	3550	9000				
			5,5	2,50	784	3550	9000				
	700	50	7,5	1,54	1390	3550	9000				
			5,5	2,13	1019	3550	9000				
			4	2,92	741	3550	9000				
	500	35	5,5	1,50	1456	3550	9280				
			4	2,19	1059	3550	9280				
			3	2,80	794	3550	9280				





i Tahvil Oranı Ratio Übersetzung	n ₁ Giriş Devri Input Speeds Antriebswelle Drehzahlen	n ₂ Çıkış Devri Output Speeds Abtriebswelle Drehzahlen	P ₁ GÜÇ Power Leistung	S _f Servis Faktörü Service Factor Betriebsfaktor	M ₂ Çıkış Momenti Output Torque Abtriebswelle Drehmomente	F _{q1} Rad. Yük Over Loads Querkräfte	F _{q1/2} Rad. Yük Over Loads Querkräfte	Tip Type Typ			kg
	[r.p.m]	[r.p.m]	[kW]		[Nm]	[N]	[N]				
15.60	1400	90	11	2,15	1132	3550	8800	2A 2AE	225	567	94
			7,5	3,17	772	3550	8800				
			5,5	4,35	566	3550	8800				
	900	60	7,5	2,00	1158	3550	9000				
			5,5	2,78	849	3550	9000				
			4	3,78	618	3550	9000				
	700	45	5,5	2,14	1132	3550	9280				
			4	2,95	823	3550	9280				
			3	3,92	618	3550	9280				
	500	32	4	2,11	1158	3550	9280				
			3	2,83	868	3550	9280				
			2,2	2,89	637	3550	9280				
17.30	1400	80	11	1,80	1274	3550	8800				
			7,5	2,66	868	3550	8800				
			5,5	3,65	637	3550	8800				
	900	50	7,5	1,68	1390	3550	9000				
			5,5	2,33	1019	3550	9000				
			4	3,22	741	3550	9000				
	700	40	5,5	1,80	1274	3550	9280				
			4	2,49	926	3550	9280				
			3	3,33	695	3550	9280				
	500	30	4	1,76	1235	3550	9280				
			3	2,37	926	3550	9280				
			2,2	3,25	679	3550	9280				
21.25	1400	65	7,5	2,70	1069	3550	9000				
			5,5	3,70	784	3550	9000				
			4	5,10	570	3550	9000				
	900	42	5,5	2,35	1213	3550	9280				
			4	3,26	882	3550	9280				
			3	4,36	662	3550	9280				
	700	33	4	2,52	1123	3550	9280				
			3	3,38	842	3550	9280				
			2,2	4,63	618	3550	9280				
	500	24	3	2,40	1158	3550	9600				
			2,2	3,39	849	3550	9600				
			1,5	4,84	579	3550	9600				
24.14	1400	60	7,5	2,15	1158	3550	9000				
			5,5	2,95	849	3550	9000				
			4	4,17	618	3550	9000				
	900	37	5,5	1,88	1377	3550	9280				
			4	2,60	1001	3550	9280				
			3	3,49	751	3550	9280				
	700	29	4	2,00	1278	3550	9600				
			3	2,69	958	3550	9600				
			2,2	3,69	703	3550	9600				
	500	21	3	1,91	1323	3550	9600				
			2,2	2,63	970	3550	9600				
			1,5	3,88	662	3550	9600				





i Tahvil Oranı Ratio Übersetzung	n ₁	n ₂	P ₁	S _f	M ₂	F _{q1}	F _{q1/2}	Tip Type Typ			kg
	Giriş Devri Input Speeds Antriebswelle Drehzahlen	Çıkış Devri Output Speeds Abtriebswelle Drehzahlen	GÜÇ Power Leistung	Servis Faktörü Service Factor Betriebsfaktor	Çıkış Momenti Output Torque Abtriebswelle Drehmomente	Rad. Yük Over Loads Querkräfte	Rad. Yük Over Loads Querkräfte				
	[r.p.m]	[r.p.m]	[kW]		[Nm]	[N]	[N]				
32.12	1400	45	7,5	1,75	1544	3550	9280				
			5,5	2,40	1132	3550	9280				
			4	3,32	823	3550	9280				
	900	28	5,5	1,45	1820	3550	9600				
			4	2,02	1323	3550	9600				
			3	2,71	993	3550	9600				
	700	22	4	1,55	1684	3550	9600				
			3	2,10	1263	3550	9600				
			2,2	2,88	926	3550	9600				
	500	16	3	1,48	1737	3550	9600				
			2,2	2,05	1274	3550	9600				
			1,5	3,02	868	3550	9600				
35.79	1400	40	7,5	1,29	1737	3550	9280				
			5,5	1,77	1274	3550	9280				
			4	2,46	926	3550	9280				
	900	25	5,5	1,12	2038	3550	9600				
			4	1,56	1482	3550	9600				
			3	2,10	1112	3550	9600				
	700	20	4	1,21	1853	3550	9600				
			3	1,63	1390	3550	9600				
			2,2	2,23	1019	3550	9600				
	500	14	3	1,14	1985	3550	9600				
			2,2	1,57	1456	3550	9600				
			1,5	2,38	993	3550	9600				
38.92	1400	36	5,5	1,55	1415	3550	9280	2A 2AE	225	567 577	94 134
			4	2,15	1029	3550	9280				
			3	2,88	772	3550	9280				
	900	23	4	1,36	1611	3550	9600				
			3	1,83	1208	3550	9600				
			2,2	2,52	886	3550	9600				
	700	18	3	1,41	1544	3550	9600				
			2,2	1,94	1132	3550	9600				
			1,5	2,87	772	3550	9600				
	500	13	2,2	1,37	1568	3550	9600				
			1,5	2,04	1069	3550	9600				
			1,1	2,80	784	3550	9600				
46.69	1400	30	4	1,65	1235	3550	9280				
			3	2,21	926	3550	9280				
			2,2	3,04	679	3550	9280				
	900	19	3	1,41	1463	3550	9600				
			2,2	1,94	1073	3550	9600				
			1,5	2,87	731	3550	9600				
	700	15	2,2	1,49	1073	3550	9600				
			1,5	2,20	731	3550	9600				
			1,1	3,03	536	3550	9600				
	500	11	1,5	1,57	1263	3550	9600				
			1,1	2,16	926	3550	9600				
			0,75	3,19	632	3550	9600				





i Tahvil Oranı Ratio Übersetzung	n ₁	n ₂	P ₁	S _f	M ₂	F _{q1}	F _{q1/2}	Tip Type Typ			kg
	Giriş Devri	Çıkış Devri	GÜÇ	Servis Faktörü	Çıkış Momenti	Rad. Yük	Rad. Yük				
	Input Speeds	Output Speeds	Power	Service Factor	Output Torque	Over Loads	Over Loads				
	Antriebswelle Drehzahlen	Abtriebswelle Drehzahlen	Leistung	Betriebsfaktor	Abtriebswelle Drehmomente	Querkräfte	Querkräfte				
	[r.p.m]	[r.p.m]	[kW]		[Nm]	[N]	[N]				
6.26	1400	220	45	2,66	1895	4800	17500				
			37	3,24	1558	4800	17500				
			30	4,00	1263	4800	17500				
	900	144	37	2,13	2380	4800	17500				
			30	2,63	1930	4800	17500				
			22	3,58	1415	4800	17500				
	700	112	30	2,03	2481	4800	18250				
			22	2,78	1820	4800	18250				
			18,5	3,30	1530	4800	18250				
	500	80	22	1,98	2547	4800	19000				
			18,5	2,36	2142	4800	19000				
			15	2,91	1737	4800	19000				
7.83	1400	180	45	2,18	2316	4800	17500				
			37	2,65	1904	4800	17500				
			30	3,27	1544	4800	17500				
	900	115	37	1,70	2980	4800	18250				
			30	2,10	2417	4800	18250				
			22	2,86	1772	4800	18250				
	700	90	30	1,63	3088	4800	19000				
			22	2,23	2264	4800	19000				
			18,5	2,65	1904	4800	19000				
	500	64	22	1,59	3184	4800	19650				
			18,5	1,89	2678	4800	19650				
			15	2,33	2171	4800	19650				
9.69	1400	145	45	1,68	2875	4800	17500	2A 2AE	275	568 578	153 205
			37	2,05	2364	4800	17500				
			30	2,52	1917	4800	17500				
	900	93	37	1,31	3685	4800	19000				
			30	1,62	2988	4800	19000				
			22	2,21	2191	4800	19000				
	700	72	30	1,26	3860	4800	19000				
			22	1,71	2831	4800	19000				
			18,5	2,04	2380	4800	19000				
	500	52	22	1,22	3919	4800	19650				
			18,5	1,46	3296	4800	19650				
			15	1,80	2672	4800	19650				
11.79	1400	120	37	1,82	2856	4800	18250				
			30	2,24	2316	4800	18250				
			22	3,06	1698	4800	18250				
	900	76	30	1,44	3657	4800	19000				
			22	1,96	2682	4800	19000				
			18,5	2,34	2255	4800	19000				
	700	60	22	1,53	3397	4800	19650				
			18,5	1,81	2856	4800	19650				
			15	2,24	2316	4800	19650				
	500	42	18,5	1,30	4080	4800	20400				
			15	1,60	3308	4800	20400				
			11	2,18	2426	4800	20400				





i Tahvil Oranı Ratio Übersetzung	n ₁ Giriş Devri Input Speeds Antriebswelle Drehzahlen	n ₂ Çıkış Devri Output Speeds Abtriebswelle Drehzahlen	P ₁ GÜÇ Power Leistung	S _f Servis Faktörü Service Factor Betriebsfaktor	M ₂ Çıkış Momenti Output Torque Abtriebswelle Drehmomente	F _{q1} Rad. Yük Over Loads Querkräfte	F _{q1/2} Rad. Yük Over Loads Querkräfte	Tip Type Typ			kg
	[r.p.m]	[r.p.m]	[kW]		[Nm]	[N]	[N]				
14.29	1400	98	37	1,46	3497	4800	19000	2A 2AE	275	568	153
			30	1,80	2836	4800	19000				
			22	2,45	2080	4800	19000				
	900	63	30	1,15	4411	4800	19650				
			22	1,57	3235	4800	19650				
			18,5	1,87	2720	4800	19650				
	700	50	22	1,22	4076	4800	19650				
			18,5	1,45	3427	4800	19650				
			15	1,80	2779	4800	19650				
	500	35	18,5	1,04	4896	4800	20400				
			15	1,28	3970	4800	20400				
			11	1,75	2911	4800	20400				
17.96	1400	78	30	1,46	3569	4800	19000				
			22	1,99	2613	4800	19000				
			18,5	2,36	2197	4800	19000				
	900	50	22	1,28	4076	4800	19650				
			18,5	1,52	3427	4800	19650				
			15	1,87	2779	4800	19650				
	700	40	18,5	1,18	4284	4800	20400				
			15	1,45	3474	4800	20400				
			11	1,98	2547	4800	20400				
	500	28	15	1,04	4963	4800	21000				
			11	1,42	3639	4800	21000				
			7,5	2,08	2481	4800	21000				
20.39	1400	70	30	1,58	3970	4800	19000				
			22	2,15	2911	4800	19000				
			18,5	2,56	2448	4800	19000				
	900	45	22	1,38	4529	4800	20400				
			18,5	1,64	3808	4800	20400				
			15	2,03	3088	4800	20400				
	700	34	18,5	1,28	5040	4800	20400				
			15	1,58	4087	4800	20400				
			11	2,15	2997	4800	20400				
	500	25	15	1,12	5558	4800	21000				
			11	1,53	4076	4800	21000				
			7,5	2,25	2779	4800	21000				
24.25	1400	58	22	1,55	3514	4800	19650				
			18,5	1,84	2955	4800	19650				
			15	2,27	2396	4800	19650				
	900	37	18,5	1,18	4632	4800	20400				
			15	1,46	3755	4800	20400				
			11	1,99	2754	4800	20400				
	700	29	15	1,13	4791	4800	21000				
			11	1,54	3514	4800	21000				
			7,5	2,27	2396	4800	21000				
	500	21	11	1,11	4852	4800	21000				
			7,5	1,62	3308	4800	21000				
			5,5	2,21	2426	4800	21000				





i Tahvil Oranı Ratio Übersetzung	n ₁	n ₂	P ₁	S _f	M ₂	F _{q1}	F _{q1/2}	Tip Type Typ			kg
	Giriş Devri Input Speeds Antriebswelle Drehzahlen	Çıkış Devri Output Speeds Abtriebswelle Drehzahlen	GÜÇ Power Leistung	Servis Faktörü Service Factor Betriebsfaktor	Çıkış Momenti Output Torque Abtriebswelle Drehmomente	Rad. Yük Over Loads Querkräfte	Rad. Yük Over Loads Querkräfte				
	[r.p.m]	[r.p.m]	[kW]		[Nm]	[N]	[N]				
29.25	1400	48	15	1,62	2895	4800	20400	2A 2AE 275	568	153	
			11	2,21	2123	4800	20400				
			7,5	3,25	1447	4800	20400				
	900	30	11	1,42	3397	4800	20400				
			7,5	2,08	2316	4800	20400				
			5,5	2,83	1698	4800	20400				
	700	24	7,5	1,62	2895	4800	21000				
			5,5	2,21	2123	4800	21000				
			4	3,03	1544	4800	21000				
	500	17	5,5	1,58	2997	4800	21000				
			4	2,17	2180	4800	21000				
			3	2,89	1635	4800	21000				
37.91	1400	37	15	1,12	3755	4800	20400				
			11	1,52	2754	4800	20400				
			7,5	2,23	1878	4800	20400				
	900	24	11	0,98	4246	4800	21000				
			7,5	1,43	2895	4800	21000				
			5,5	1,96	2123	4800	21000				
	700	19	7,5	1,12	3657	4800	21000				
			5,5	1,53	2682	4800	21000				
			4	2,10	1950	4800	21000				
	500	13	5,5	1,09	3919	4800	21000				
			4	1,50	2850	4800	21000				
			3	2,00	2138	4800	21000				
47.50	1400	30	11	1,21	3397	4800	20400				
			7,5	1,77	2316	4800	20400				
			5,5	2,42	1698	4800	20400				
	900	19	7,5	1,14	3657	4800	21000				
			5,5	1,55	2682	4800	21000				
			4	2,13	1950	4800	21000				
	700	15	5,5	1,20	3397	4800	21000				
			4	1,65	2470	4800	21000				
			3	2,21	1853	4800	21000				
	500	10	4	1,18	3705	4800	21000				
			3	1,58	2779	4800	21000				
			2,2	2,15	2038	4800	21000				
6.50	1400	215	75	2,28	3231	8300	22300	2A 2AE 350	569	287	
			55	3,12	2370	8300	22300				
			45	3,81	1939	8300	22300				
	900	140	55	1,99	3639	8300	22300				
			45	2,44	2978	8300	22300				
			37	2,97	2448	8300	22300				
	700	108	45	1,89	3860	8300	25500				
			37	2,30	3174	8300	25500				
			30	2,84	2573	8300	25500				
	500	77	37	1,65	4451	8300	25750				
			30	2,03	3609	8300	25750				
			22	2,77	2647	8300	25750				





i Tahvil Oranı Ratio Übersetzung	n ₁ Giriş Devri Input Speeds Antriebswelle Drehzahlen	n ₂ Çıkış Devri Output Speeds Abtriebswelle Drehzahlen	P ₁ GÜÇ Power Leistung	S _f Servis Faktörü Service Factor Betriebsfaktor	M ₂ Çıkış Momenti Output Torque Abtriebswelle Drehmomente	F _{q1} Rad. Yük Over Loads Querkräfte	F _{q1/2} Rad. Yük Over Loads Querkräfte	Tip Type Typ			kg
	[r.p.m]	[r.p.m]	[kW]		[Nm]	[N]	[N]				
10.03	1400	140	75	2,18	4963	8300	22300				
			55	2,98	3639	8300	22300				
			45	3,64	2978	8300	22300				
	900	90	55	1,91	5661	8300	25750				
			45	2,33	4632	8300	25750				
			37	2,84	3808	8300	25750				
	700	70	45	1,81	5955	8300	25750				
			37	2,21	4896	8300	25750				
			30	2,72	3970	8300	25750				
	500	50	37	1,57	6855	8300	26250				
			30	1,94	5558	8300	26250				
			22	2,65	4076	8300	26250				
14.38	1400	97	55	2,04	5253	8300	25750	2A 2AE	350	569 579	287 342
			45	2,49	4298	8300	25750				
			37	3,03	3534	8300	25750				
	900	63	45	1,60	6617	8300	26250				
			37	1,95	5440	8300	26250				
			30	2,40	4411	8300	26250				
	700	50	37	1,51	6855	8300	26250				
			30	1,86	5558	8300	26250				
			22	2,55	4076	8300	26250				
	500	35	30	1,33	7940	8300	27000				
			22	1,81	5823	8300	27000				
			18,5	2,16	4896	8300	27000				
16.04	1400	90	55	1,91	5661	8300	25750				
			45	2,33	4632	8300	25750				
			37	2,84	3808	8300	25750				
	900	56	45	1,50	7444	8300	26250				
			37	1,82	6121	8300	26250				
			30	2,25	4963	8300	26250				
	700	44	37	1,41	7790	8300	27000				
			30	1,75	6316	8300	27000				
			22	2,38	4632	8300	27000				
	500	31	30	1,25	8965	8300	27000				
			22	1,70	6574	8300	27000				
			18,5	2,03	5528	8300	27000				
20.08	1400	70	45	1,83	5955	8300	25750				
			37	2,23	4896	8300	25750				
			30	2,75	3970	8300	25750				
	900	45	37	1,43	7617	8300	27000				
			30	1,76	6176	8300	27000				
			22	2,41	4529	8300	27000				
	700	35	30	1,37	7940	8300	27000				
			22	1,86	5823	8300	27000				
			18,5	2,22	4896	8300	27000				
	500	25	22	1,33	8152	8300	27500				
			18,5	1,59	6855	8300	27500				
			15	1,96	5558	8300	27500				







i Tahvil Oranı Ratio Übersetzung	n ₁	n ₂	P ₁	S _f	M ₂	F _{q1}	F _{q1/2}	Tip Type Typ			kg
	Giriş Devri Input Speeds Antriebswelle Drehzahlen	Çıkış Devri Output Speeds Abtriebswelle Drehzahlen	GÜÇ Power Leistung	Servis Faktörü Service Factor Betriebsfaktor	Çıkış Momenti Output Torque Abtriebswelle Drehmomente	Rad. Yük Over Loads Querkräfte	Rad. Yük Over Loads Querkräfte				
	[r.p.m]	[r.p.m]	[kW]		[Nm]	[N]	[N]				
23.41	1400	60	37	1,45	5712	8300	26250	2A 2AE 350	569	287	342
			30	1,78	4632	8300	26250				
			22	2,44	3397	8300	26250				
	900	38	30	1,15	7313	8300	27000				
			22	1,56	5363	8300	27000				
			18,5	1,86	4510	8300	27000				
	700	30	22	1,22	6793	8300	27000				
			18,5	1,45	5712	8300	27000				
			15	1,78	4632	8300	27000				
	500	21	18,5	1,04	8161	8300	27500				
			15	1,28	6617	8300	27500				
			11	1,74	4862	8300	27500				
31.50	1400	44	30	1,69	6316	8300	27000				
			22	2,30	4632	8300	27000				
			18,5	2,74	3895	8300	27000				
	900	28	22	1,48	7278	8300	27500				
			18,5	1,76	6121	8300	27500				
			15	2,17	4963	8300	27500				
	700	22	18,5	1,37	7790	8300	27500				
			15	1,69	6316	8300	27500				
			11	2,30	4632	8300	27500				
	500	16	15	1,21	8685	8300	27500				
			11	1,65	6369	8300	27500				
			7,5	2,42	4342	8300	27500				
35.00	1400	40	22	1,93	5095	8300	27000				
			18,5	2,29	4284	8300	27000				
			15	2,83	3474	8300	27000				
	900	26	18,5	1,47	6591	8300	27500				
			15	1,82	5344	8300	27500				
			11	2,48	3919	8300	27500				
	700	20	15	1,41	6948	8300	27500				
			11	1,93	5095	8300	27500				
			7,5	2,83	3474	8300	27500				
	500	14	11	1,38	7278	8300	27500				
			7,5	2,02	4963	8300	27500				
			5,5	2,76	3639	8300	27500				
48.97	1400	29	18,5	1,35	5909	8300	27500				
			15	1,67	4791	8300	27500				
			11	2,21	3514	8300	27500				
	900	18	15	1,07	7720	8300	27500				
			11	1,46	5661	8300	27500				
			7,5	2,14	3860	8300	27500				
	700	14	11	1,13	7278	8300	27500				
			7,5	1,66	4963	8300	27500				
			5,5	2,27	3639	8300	27500				
	500	10	7,5	1,18	6948	8300	27500				
			5,5	1,62	5095	8300	27500				
			4	2,22	3705	8300	27500				





i Tahvil Oranı Ratio Übersetzung	n ₁	n ₂	P ₁	S _f	M ₂	F _{q1}	F _{q1/2}	Tip Type Typ			kg
	Giriş Devri Input Speeds Antriebswelle Drehzahlen	Çıkış Devri Output Speeds Abtriebswelle Drehzahlen	GÜÇ Power Leistung	Servis Faktörü Service Factor Betriebsfaktor	Çıkış Momenti Output Torque Abtriebswelle Drehmomente	Rad. Yük Over Loads Querkräfte	Rad. Yük Over Loads Querkräfte				
	[r.p.m]	[r.p.m]	[kW]		[Nm]	[N]	[N]				
6.18	1400	227	160	3,30	6529	8550	60000	2A 2AE 430	570	535	
			132	4,00	5387	8550	60000				
			110	4,80	4489	8550	60000				
	900	145	132	2,57	8433	8550	60000				
			110	3,08	7027	8550	60000				
			90	3,77	5750	8550	60000				
	700	113	110	2,40	9018	8550	61500				
			90	2,93	7378	8550	61500				
			75	3,52	6148	8550	61500				
	500	81	90	2,09	10293	8550	63000				
			75	2,51	8577	8550	63000				
			55	3,43	6290	8550	63000				
7.04	1400	200	160	2,88	7411	8550	60000				
			132	3,49	6114	8550	60000				
			110	4,19	5095	8550	60000				
	900	130	132	2,24	9406	8550	61500				
			110	2,69	7838	8550	61500				
			90	3,29	6413	8550	61500				
	700	100	110	2,09	10190	8550	63000				
			90	2,56	8337	8550	63000				
			75	3,07	6948	8550	63000				
	500	71	90	1,82	11742	8550	63000				
			75	2,19	9785	8550	63000				
			55	2,99	7176	8550	63000				
8.07	1400	174	160	2,51	8518	8550	60000				
			132	3,04	7027	8550	60000				
			110	3,65	5856	8550	60000				
	900	112	132	1,95	10918	8550	63000				
			110	2,35	9098	8550	63000				
			90	2,87	7444	8550	63000				
	700	87	110	1,82	11712	8550	63000				
			90	2,23	9583	8550	63000				
			75	2,67	7986	8550	63000				
	500	62	90	1,59	13447	8550	64500				
			75	1,91	11206	8550	64500				
			55	2,60	8218	8550	64500				
9.32	1400	150	160	2,17	9881	8550	60000				
			132	2,63	8152	8550	60000				
			110	3,16	6793	8550	60000				
	900	97	132	1,69	12606	8550	63000				
			110	2,03	10505	8550	63000				
			90	2,48	8595	8550	63000				
	700	75	110	1,57	13586	8550	63000				
			90	1,92	11116	8550	63000				
			75	2,31	9264	8550	63000				
	500	54	90	1,37	15439	8550	64500				
			75	1,65	12866	8550	64500				
			55	2,25	9435	8550	64500				





i Tahvil Oranı Ratio Übersetzung	n ₁ Giriş Devri Input Speeds Antriebswelle Drehzahlen	n ₂ Çıkış Devri Output Speeds Abtriebswelle Drehzahlen	P ₁ GÜÇ Power Leistung	S _f Servis Faktörü Service Factor Betriebsfaktor	M ₂ Çıkış Momenti Output Torque Abtriebswelle Drehmomente	F _{q1} Rad. Yük Over Loads Querkräfte	F _{q1/2} Rad. Yük Over Loads Querkräfte	Tip Type Typ			kg
	[r.p.m]	[r.p.m]	[kW]		[Nm]	[N]	[N]				
10.86	1400	130	132	2,27	9406	8550	61500	2A 2AE 430			570 535
			110	2,73	7838	8550	61500				
			90	3,33	6413	8550	61500				
	900	83	110	1,75	12277	8550	63000				
			90	2,14	10045	8550	63000				
			75	2,57	8371	8550	63000				
	700	64	90	1,66	13027	8550	64500				
			75	1,99	10856	8550	64500				
			55	2,72	7961	8550	64500				
	500	46	75	1,42	15104	8550	68000				
			55	1,94	11076	8550	68000				
			45	2,37	9062	8550	68000				
12.81	1400	109	132	1,96	11218	8550	63000				
			110	2,35	9348	8550	63000				
			90	2,87	7649	8550	63000				
	900	70	110	1,51	14557	8550	63000				
			90	1,85	11910	8550	63000				
			75	2,22	9925	8550	63000				
	700	55	90	1,43	15158	8550	64500				
			75	1,72	12632	8550	64500				
			55	2,35	9264	8550	64500				
	500	39	75	1,23	17814	8550	68000				
			55	1,67	13064	8550	68000				
			45	2,05	10689	8550	68000				
15.36	1400	91	110	1,92	11198	8550	63000				
			90	2,34	9162	8550	63000				
			75	2,81	7635	8550	63000				
	900	59	90	1,51	14131	8550	64500				
			75	1,81	11776	8550	64500				
			55	2,47	8635	8550	64500				
	700	46	75	1,41	15104	8550	68000				
			55	1,92	11076	8550	68000				
			45	2,35	9062	8550	68000				
	500	33	55	1,37	15439	8550	68000				
			45	1,67	13632	8550	68000				
			37	2,03	10386	8550	68000				
16.96	1400	83	90	2,18	10045	8550	63000				
			75	2,62	8371	8550	63000				
			55	3,57	6138	8550	63000				
	900	53	75	1,68	13109	8550	64500				
			55	2,29	9613	8550	64500				
			45	2,80	7865	8550	64500				
	700	41	55	1,78	12427	8550	68000				
			45	2,18	10167	8550	68000				
			37	2,65	8360	8550	68000				
	500	30	45	1,55	13895	8550	68000				
			37	1,89	11425	8550	68000				
			30	2,38	9264	8550	68000				





i Tahvil Oranı Ratio Übersetzung	n ₁ Giriş Devri Input Speeds Antriebswelle Drehzahlen	n ₂ Çıkış Devri Output Speeds Abtriebswelle Drehzahlen	P ₁ GÜÇ Power Leistung	S _f Servis Faktörü Service Factor Betriebsfaktor	M ₂ Çıkış Momenti Output Torque Abtriebswelle Drehmomente	F _{q1} Rad. Yük Over Loads Querkräfte	F _{q1/2} Rad. Yük Over Loads Querkräfte	Tip Type Typ			kg
	[r.p.m]	[r.p.m]	[kW]		[Nm]	[N]	[N]				
18.84	1400	74	90	1,98	11266	8550	63000	2A 2AE 430			
			75	2,38	9389	8550	63000				
			55	3,24	6885	8550	63000				
	900	48	75	1,52	14474	8550	68000				
			55	2,08	10614	8550	68000				
			45	2,54	8685	8550	68000				
	700	37	55	1,61	13770	8550	68000				
			45	1,98	11266	8550	68000				
			37	2,40	9264	8550	68000				
	500	27	45	1,41	15439	8550	70000				
			37	1,72	12694	8550	70000				
			30	2,11	10293	8550	70000				
23.18	1400	60	75	1,85	11579	8550	64500	2A 2AE 430			
			55	2,53	8492	8550	64500				
			45	3,09	6948	8550	64500				
	900	39	55	1,62	13064	8550	68000				
			45	1,98	10689	8550	68000				
			37	2,41	8788	8550	68000				
	700	30	45	1,54	13895	8550	68000				
			37	1,87	11425	8550	68000				
			30	2,31	9264	8550	68000				
	500	22	37	1,34	15580	8550	70000				
			30	1,65	12632	8550	70000				
			22	2,25	9264	8550	70000				
7.28	1400	192	160	2,11	7720	8900	76000	2A 2AE 500			
			132	2,56	6369	8900	76000				
			110	3,07	5307	8900	76000				
	900	124	132	1,64	9861	8900	76000				
			110	1,97	8218	8900	76000				
			90	2,41	6724	8900	76000				
	700	96	110	1,54	10614	8900	78000				
			90	1,87	8685	8900	78000				
			75	2,25	7237	8900	78000				
	500	69	90	1,34	12083	8900	81000				
			75	1,61	10069	8900	81000				
			55	2,19	7384	8900	81000				
10.48	1400	134	160	2,02	11061	8900	76000	2A 2AE 500			
			132	2,45	9125	8900	76000				
			110	2,95	7604	8900	76000				
	900	86	132	1,57	14218	8900	80000				
			110	1,88	11849	8900	80000				
			90	2,30	9694	8900	80000				
	700	67	110	1,47	15209	8900	81000				
			90	1,80	12444	8900	81000				
			75	2,15	10370	8900	81000				
	500	48	90	1,28	17369	8900	82500				
			75	1,53	14474	8900	82500				
			55	2,09	10614	8900	82500				





i Tahvil Oranı Ratio Übersetzung	n ₁ Giriş Devri Input Speeds Antriebswelle Drehzahlen	n ₂ Çıkış Devri Output Speeds Abtriebswelle Drehzahlen	P ₁ GÜÇ Power Leistung	S _f Servis Faktörü Service Factor Betriebsfaktor	M ₂ Çıkış Momenti Output Torque Abtriebswelle Drehmomente	F _{q1} Rad. Yük Over Loads Querkräfte	F _{q1/2} Rad. Yük Over Loads Querkräfte	Tip Type Typ			kg
	[r.p.m]	[r.p.m]	[kW]		[Nm]	[N]	[N]				
12.89	1400	109	160	1,74	13598	8900	78000	2A 2AE 500			
			132	2,10	11218	8900	78000				
			110	2,52	9348	8900	78000				
	900	70	132	1,35	17468	8900	80000				
			110	1,63	14557	8900	80000				
			90	1,99	11910	8900	80000				
	700	55	110	1,26	18527	8900	81000				
			90	1,55	15158	8900	81000				
			75	1,85	12632	8900	81000				
	500	40	90	1,11	20843	8900	82500				
			75	1,32	17369	8900	82500				
			55	1,80	12737	8900	82500				
15.09	1400	95	132	2,27	12871	8900	80000				
			110	2,73	10726	8900	80000				
			90	3,33	8776	8900	80000				
	900	60	110	1,75	16983	8900	81000				
			90	2,14	13895	8900	81000				
			75	2,56	11579	8900	81000				
	700	50	90	1,66	16674	8900	81000				
			75	1,99	13895	8900	81000				
			55	2,72	10190	8900	81000				
	500	35	75	1,42	19850	8900	82500				
			55	1,94	14557	8900	82500				
			45	2,37	11910	8900	82500				
16.98	1400	82	45	2,73	5084	8900	80000				
			37	3,32	4180	8900	80000				
			30	3,48	3389	8900	80000				
	900	53	37	2,07	6467	8900	81000				
			30	2,55	5243	8900	81000				
			22	3,48	3845	8900	81000				
	700	41	30	2,15	6778	8900	82500				
			22	2,94	4971	8900	82500				
			18,5	3,50	4180	8900	82500				
	500	30	22	2,11	6793	8900	82500				
			18,5	2,50	5712	8900	82500				
			15	3,09	4632	8900	82500				
18.51	1400	76	110	2,22	13408	8900	80000				
			90	2,71	10970	8900	80000				
			75	3,25	9142	8900	80000				
	900	49	90	1,74	17015	8900	82500				
			75	2,09	14149	8900	82500				
			55	2,85	10398	8900	82500				
	700	38	75	1,63	18283	8900	82500				
			55	2,22	13408	8900	82500				
			45	2,71	10970	8900	82500				
	500	27	55	1,58	18870	8900	85000				
			45	1,94	15439	8900	85000				
			37	2,35	12694	8900	85000				





i Tahvil Oranı Ratio Übersetzung	n ₁	n ₂	P ₁	S _f	M ₂	F _{q1}	F _{q1/2}	Tip Type Typ			kg
	Giriş Devri	Çıkış Devri	GÜÇ	Servis Faktörü	Çıkış Momenti	Rad. Yük	Rad. Yük				
	Input Speeds	Output Speeds	Power	Service Factor	Output Torque	Over Loads	Over Loads				
	Antriebswelle Drehzahlen	Abtriebswelle Drehzahlen	Leistung	Betriebsfaktor	Abtriebswelle Drehmomente	Querkräfte	Querkräfte				
	[r.p.m]	[r.p.m]	[kW]		[Nm]	[N]	[N]				
21.50	1400	65	110	1,93	15677	8900	81000				
			90	2,36	12826	8900	81000				
			75	2,83	10689	8900	81000				
	900	42	90	1,51	19850	8900	82500				
			75	1,81	16542	8900	82500				
			55	2,48	12131	8900	82500				
	700	33	75	1,41	21053	8900	82500				
			55	1,93	15439	8900	82500				
			45	2,35	12632	8900	82500				
	500	23	55	1,37	22152	8900	85000				
			45	1,68	18124	8900	85000				
			37	2,04	14902	8900	85000				
25.41	1400	55	90	1,98	15158	8900	81000	2A 2AE 500	571	838	
			75	2,38	12632	8900	81000				
			55	3,24	9264	8900	81000				
	900	35	75	1,52	19850	8900	82500				
			55	2,08	14557	8900	82500				
			45	2,54	11910	8900	82500				
	700	28	55	1,62	18196	8900	85000				
			45	1,97	14888	8900	85000				
			37	2,40	12241	8900	85000				
	500	20	45	1,41	20843	8900	85000				
			37	1,71	17137	8900	85000				
			30	2,11	13895	8900	85000				
31.38	1400	45	75	2,25	15443	7500	82500				
			55	3,06	11325	7500	82500				
			45	3,71	9266	7500	82500				
	900	29	55	1,95	17573	7500	85000				
			45	2,41	14378	7500	85000				
			37	2,93	11822	7500	85000				
	700	22	45	1,87	18952	7500	85000				
			37	2,28	15583	7500	85000				
			30	2,81	12635	7500	85000				
	500	16	37	1,62	21427	7500	90000				
			30	2,00	17373	7500	90000				
			22	2,73	12740	7500	90000				
25.24	1400	56	75	1,67	12215	7600	64500	3A 3AE 430	572	546	
			55	2,28	8957	7600	64500				
			45	2,80	7329	7600	64500				
	900	36	55	1,46	13934	7600	68000				
			45	1,78	11400	7600	68000				
			37	2,17	9374	7600	68000				
	700	28	45	1,39	14658	7600	70000				
			37	1,68	12052	7600	70000				
			30	2,08	9772	7600	70000				
	500	20	37	1,21	16872	7600	70000				
			30	1,49	13680	7600	70000				
			22	2,03	10032	7600	70000				





i Tahvil Oranı Ratio Übersetzung	n ₁	n ₂	P ₁	S _f	M ₂	F _{q1}	F _{q1/2}	Tip Type Typ			kg
	Giriş Devri	Çıkış Devri	GÜÇ	Servis Faktörü	Çıkış Momenti	Rad. Yük	Rad. Yük				
	Input Speeds	Output Speeds	Power	Service Factor	Output Torque	Over Loads	Over Loads				
	Antriebswelle Drehzahlen	Abtriebswelle Drehzahlen	Leistung	Betriebsfaktor	Abtriebswelle Drehmomente	Querkräfte	Querkräfte				
	[r.p.m]	[r.p.m]	[kW]		[Nm]	[N]	[N]				
29.77	1400	47	55	2,02	10673	7600	68000	3A 3AE 430			
			45	2,47	8732	7600	68000				
			37	3,00	7180	7600	68000				
	900	30	45	1,58	13680	7600	68000				
			37	1,93	11248	7600	68000				
			30	2,38	9120	7600	68000				
	700	24	37	1,50	14060	7600	70000				
			30	1,85	11400	7600	70000				
			22	2,52	8360	7600	70000				
	500	17	30	1,32	16095	7600	70000				
			22	1,80	11803	7600	70000				
			18,5	2,15	9925	7600	70000				
33.41	1400	42	55	2,00	11943	7600	68000				
			45	2,44	9772	7600	68000				
			37	2,97	8035	7600	68000				
	900	27	45	1,57	15200	7600	70000				
			37	1,90	12498	7600	70000				
			30	2,35	10134	7600	70000				
	700	21	37	1,48	16069	7600	70000				
			30	1,82	13029	7600	70000				
			22	2,48	9555	7600	70000				
	500	15	30	1,30	18241	7600	70000				
			22	1,77	13376	7600	70000				
			18,5	2,11	11248	7600	70000				
40.07	1400	35	55	1,54	14332	7600	68000				
			45	1,88	11726	7600	68000				
			37	2,29	9641	7600	68000				
	900	23	45	1,21	17844	7600	70000				
			37	1,47	14672	7600	70000				
			30	1,82	11896	7600	70000				
	700	18	37	1,15	18747	7600	70000				
			30	1,41	15200	7600	70000				
			22	1,93	11147	7600	70000				
	500	13	30	1,01	21047	7600	72500				
			22	1,38	15434	7600	72500				
			18,5	1,64	12979	7600	72500				
49.89	1400	28	45	1,46	14658	7600	70000				
			37	1,77	12052	7600	70000				
			30	2,19	9772	7600	70000				
	900	18	37	1,14	18747	7600	70000				
			30	1,40	15200	7600	70000				
			22	1,91	11147	7600	70000				
	700	14	30	1,09	19543	7600	72500				
			22	1,48	14332	7600	72500				
			18,5	1,77	12052	7600	72500				
	500	10	22	1,06	20065	7600	72500				
			18,5	1,26	16872	7600	72500				
			15	1,55	13680	7600	72500				





i Tahvil Oranı Ratio Übersetzung	n ₁	n ₂	P ₁	S _f	M ₂	F _{q1}	F _{q1/2}	Tip Type Typ			kg
	Giriş Devri	Çıkış Devri	GÜÇ	Servis Faktörü	Çıkış Momenti	Rad. Yük	Rad. Yük				
	Input Speeds	Output Speeds	Power	Service Factor	Output Torque	Over Loads	Over Loads				
	Antriebswelle Drehzahlen	Abtriebswelle Drehzahlen	Leistung	Betriebsfaktor	Abtriebswelle Drehmomente	Querkräfte	Querkräfte				
	[r.p.m]	[r.p.m]	[kW]		[Nm]	[N]	[N]				
56.62	1400	25	37	1,60	13498	7600	70000	3A 3AE 430			
			30	1,97	10944	7600	70000				
			22	2,69	8026	7600	70000				
	900	16	30	1,27	17100	7600	70000				
			22	1,73	12540	7600	70000				
			18,5	2,06	10545	7600	70000				
	700	12	22	1,35	16720	7600	72500				
			18,5	1,60	14060	7600	72500				
			15	1,98	11400	7600	72500				
	500	9	18,5	1,14	18747	7600	74000				
			15	1,40	15200	7600	74000				
			11	1,92	11147	7600	74000				
71.98	1400	20	30	1,55	13680	7600	70000				
			22	2,11	10032	7600	70000				
			18,5	2,51	8436	7600	70000				
	900	13	22	1,36	15434	7600	72500				
			18,5	1,62	12979	7600	72500				
			15	1,99	10523	7600	72500				
	700	10	18,5	1,25	16872	7600	72500				
			15	1,55	13680	7600	72500				
			11	2,11	10032	7600	72500				
	500	7	15	1,10	19543	7600	74000				
			11	1,50	14332	7600	74000				
			7,5	2,20	9772	7600	74000				
83.18	1400	17	22	1,99	11803	7600	70000				
			18,5	2,37	9925	7600	70000				
			15	2,92	8047	7600	70000				
	900	11	18,5	1,52	15339	7600	72500				
			15	1,87	12437	7600	72500				
			11	2,55	9120	7600	72500				
	700	8,5	15	1,45	16095	7600	74000				
			11	1,99	11803	7600	74000				
			7,5	2,92	8047	7600	74000				
	500	6	11	1,42	16720	7600	74000				
			7,5	2,08	11400	7600	74000				
			5,5	2,84	8360	7600	74000				
99.05	1400	14	18,5	1,41	12052	7600	72500				
			15	1,74	9772	7600	72500				
			11	2,37	7166	7600	72500				
	900	9	15	1,12	15200	7600	74000				
			11	1,53	11147	7600	74000				
			7,5	2,24	7600	7600	74000				
	700	7	11	1,18	14332	7600	74000				
			7,5	1,72	9772	7600	74000				
			5,5	2,35	7166	7600	74000				
	500	5	7,5	1,23	13680	7600	74000				
			5,5	1,68	10032	7600	74000				
			4	2,31	7296	7600	74000				





i Tahvil Oranı Ratio Übersetzung	n ₁ Giriş Devri Input Speeds Antriebswelle Drehzahlen	n ₂ Çıkış Devri Output Speeds Abtriebswelle Drehzahlen	P ₁ GÜÇ Power Leistung	S _f Servis Faktörü Service Factor Betriebsfaktor	M ₂ Çıkış Momenti Output Torque Abtriebswelle Drehmomente	F _{q1} Rad. Yük Over Loads Querkräfte	F _{q1/2} Rad. Yük Over Loads Querkräfte	Tip Type Typ			kg
	[r.p.m]	[r.p.m]	[kW]		[Nm]	[N]	[N]				
121.40	1400	11,5	11	1,58	8724	7600	72500	3A 3AE 430			
			7,5	2,32	5948	7600	72500				
			5,5	3,16	4362	7600	72500				
	900	7,5	7,5	1,49	9120	7600	74000				
			5,5	2,03	6688	7600	74000				
			4	2,79	4864	7600	74000				
	700	6	5,5	1,59	8360	7600	74000				
			4	2,19	6080	7600	74000				
			3	2,92	4560	7600	74000				
	500	4	4	1,55	9120	7600	74000				
			3	2,06	6840	7600	74000				
			2,2	2,81	5016	7600	74000				
144.85	1400	9,5	7,5	1,96	7200	7600	74000	3A 3AE 430			
			5,5	2,68	5280	7600	74000				
			4	3,69	3840	7600	74000				
	900	6,2	5,5	1,72	8091	7600	74000				
			4	2,37	5884	7600	74000				
			3	3,16	4413	7600	74000				
	700	5	4	1,84	7296	7600	74000				
			3	2,45	5472	7600	74000				
			2,2	3,34	4013	7600	74000				
	500	3,5	3	1,78	7817	7600	74000				
			2,2	2,43	5733	7600	74000				
			1,5	3,57	3909	7600	74000				
38.34	1400	37	55	1,96	13557	7500	82500	3A 3AE 500			
			45	2,39	11092	7500	82500				
			37	2,91	9120	7500	82500				
	900	23	45	1,54	17844	7500	85000				
			37	1,87	14672	7500	85000				
			30	2,31	11896	7500	85000				
	700	18	37	1,45	18747	7500	90000				
			30	1,79	15200	7500	90000				
			22	2,44	11147	7500	90000				
	500	13	30	1,27	21047	7500	95000				
			22	1,74	15434	7500	95000				
			18,5	2,07	12979	7500	95000				
49.86	1400	28	45	1,87	14658	7500	85000	3A 3AE 500			
			37	2,27	12052	7500	85000				
			30	2,81	9772	7500	85000				
	900	18	37	1,45	18747	7500	90000				
			30	1,80	15200	7500	90000				
			22	2,45	11147	7500	90000				
	700	14	30	1,40	19543	7500	95000				
			22	1,90	14332	7500	95000				
			18,5	2,26	12052	7500	95000				
	500	10	22	1,36	20065	7500	95000				
			18,5	1,62	16872	7500	95000				
			15	1,99	13680	7500	95000				





i Tahvil Oranı Ratio Übersetzung	n ₁ Giriş Devri Input Speeds Antriebswelle Drehzahlen	n ₂ Çıkış Devri Output Speeds Abtriebswelle Drehzahlen	P ₁ GÜÇ Power Leistung	S _f Servis Faktörü Service Factor Betriebsfaktor	M ₂ Çıkış Momenti Output Torque Abtriebswelle Drehmomente	F _{q1} Rad. Yük Over Loads Querkräfte	F _{q1/2} Rad. Yük Over Loads Querkräfte	Tip Type Typ			kg
	[r.p.m]	[r.p.m]	[kW]		[Nm]	[N]	[N]				
76.13	1400	18	37	1,59	18747	7500	90000	3A 3AE 500			
			30	1,95	15200	7500	90000				
			22	2,67	11147	7500	90000				
	900	12	30	1,26	22801	7500	95000				
			22	1,71	16720	7500	95000				
			18,5	2,04	14060	7500	95000				
	700	9	22	1,34	22294	7500	100000				
			18,5	1,59	18747	7500	100000				
			15	1,96	15200	7500	100000				
	500	6,5	18,5	1,12	25958	7500	100000				
			15	1,38	21047	7500	100000				
			11	1,89	15434	7500	100000				
101.38	1400	14	22	1,63	14332	7500	95000				
			18,5	1,94	12052	7500	95000				
			15	2,39	9772	7500	95000				
	900	9	18,5	1,23	18747	7500	100000				
			15	1,52	15200	7500	100000				
			11	2,08	11147	7500	100000				
	700	7	15	1,19	19543	7500	100000				
			11	1,63	14332	7500	100000				
			7,5	2,39	9772	7500	100000				
	500	5	11	1,15	20065	7500	100000				
			7,5	1,70	13680	7500	100000				
			5,5	2,31	10032	7500	100000				
148.69	1400	9,5	18,5	1,60	17760	7500	100000				
			15	1,97	14400	7500	100000				
			11	2,68	10560	7500	100000				
	900	6	15	1,97	22801	7500	100000				
			11	2,69	16720	7500	100000				
			7,5	3,95	11400	7500	100000				
	700	5	11	1,35	20065	7500	100000				
			7,5	1,97	13680	7500	100000				
			5,5	2,69	10032	7500	100000				
	500	3,5	7,5	1,42	19543	7500	100000				
			5,5	1,95	14332	7500	100000				
			4	2,67	10423	7500	100000				
213.93	1400	6,5	15	1,39	21047	7500	100000				
			11	1,90	15434	7500	100000				
			7,5	2,78	10523	7500	100000				
	900	4	11	1,22	25081	7500	100000				
			7,5	1,80	17100	7500	100000				
			5,5	2,45	12540	7500	100000				
	700	3,3	7,5	1,41	20728	7500	100000				
			5,5	1,92	15200	7500	100000				
			4	2,65	11055	7500	100000				
	500	2,3	5,5	1,34	21809	7500	100000				
			4	1,84	15861	7500	100000				
			3	2,46	11896	7500	100000				





i Tahvil Oranı Ratio Übersetzung	n ₁ Giriş Devri Input Speeds Antriebswelle Drehzahlen	n ₂ Çıkış Devri Output Speeds Abtriebswelle Drehzahlen	P ₁ GÜÇ Power Leistung	S _f Servis Faktörü Service Factor Betriebsfaktor	M ₂ Çıkış Momenti Output Torque Abtriebswelle Drehmomente	F _{q1} Rad. Yük Over Loads Querkräfte	F _{q1/2} Rad. Yük Over Loads Querkräfte	Tip Type Typ	 	kg
	[r.p.m]	[r.p.m]	[kW]		[Nm]	[N]	[N]			
310.01	1400	4,5	11	1,21	22294	7500	100000	3A 3AE 500	573	838
			7,5	1,77	15200	7500	100000			
			5,5	2,42	11147	7500	100000			
	900	3	7,5	1,14	22801	7500	100000			
			5,5	1,55	16720	7500	100000			
			4	2,14	12160	7500	100000			
	700	2,2	5,5	1,18	22801	7500	100000			
			4	1,63	16582	7500	100000			
			3	2,17	12437	7500	100000			
	500	1,6	4	1,18	22801	7500	100000			
			3	1,58	17100	7500	100000			
			2,2	2,15	12540	7500	100000			
15.01	1400	93	185	2,60	18142	7750	135000	3A 3AE 750	574	1380
			160	3,01	15691	7750	135000			
			132	3,65	12945	7750	135000			
	900	60	160	1,93	24321	7750	135000			
			132	2,34	20065	7750	135000			
			110	2,81	16720	7750	135000			
	700	47	132	1,82	25614	7750	137500			
			110	2,18	21345	7750	137500			
			90	2,67	17464	7750	137500			
	500	33	110	1,56	30401	7750	139000			
			90	1,90	24873	7750	139000			
			75	2,28	20728	7750	139000			
16.49	1400	85	160	2,87	17168	7750	135000	3A 3AE 750	584	1470
			132	3,48	14163	7750	135000			
			110	4,17	11803	7750	135000			
	900	55	132	2,23	21889	7750	137500			
			110	2,68	18241	7750	137500			
			90	3,28	14924	7750	137500			
	700	42	110	2,08	23886	7750	139000			
			90	2,54	19543	7750	139000			
			75	3,05	16286	7750	139000			
	500	30	90	1,82	27361	7750	139000			
			75	2,18	22801	7750	139000			
			55	2,98	16720	7750	139000			
18.17	1400	77	132	3,13	15635	7750	135000	3A 3AE 750	584	1470
			110	3,76	13029	7750	135000			
			90	4,59	10660	7750	135000			
	900	50	110	2,41	20065	7750	137500			
			90	2,95	16416	7750	137500			
			75	3,54	13680	7750	137500			
	700	39	90	2,29	21047	7750	139000			
			75	2,75	17539	7750	139000			
			55	3,75	12862	7750	139000			
	500	28	75	1,96	24429	7750	140500			
			55	2,67	17915	7750	140500			
			45	3,27	14658	7750	140500			





i Tahvil Oranı Ratio Übersetzung	n ₁	n ₂	P ₁	S _f	M ₂	F _{q1}	F _{q1/2}	Tip Type Typ			kg
	Giriş Devri	Çıkış Devri	GÜÇ	Servis Faktörü	Çıkış Momenti	Rad. Yük	Rad. Yük				
	Input Speeds	Output Speeds	Power	Service Factor	Output Torque	Over Loads	Over Loads				
	Antriebswelle Drehzahlen	Abtriebswelle Drehzahlen	Leistung	Betriebsfaktor	Abtriebswelle Drehmomente	Querkräfte	Querkräfte				
	[r.p.m]	[r.p.m]	[kW]		[Nm]	[N]	[N]				
20.58	1400	68	132	2,02	17704	7750	135000	3A 3AE 750	574	1380	
			110	2,43	14753	7750	135000				
			90	2,97	12071	7750	135000				
	900	44	110	1,56	22801	7750	139000				
			90	1,91	18655	7750	139000				
			75	2,29	15546	7750	139000				
	700	34	90	1,48	24142	7750	139000				
			75	1,77	20118	7750	139000				
			55	2,42	14753	7750	139000				
	500	24	75	1,27	28501	7750	140500				
			55	1,73	20901	7750	140500				
			45	2,11	17100	7750	140500				
25.29	1400	55	110	1,96	18241	7750	137500				
			90	2,39	14924	7750	137500				
			75	2,87	12437	7750	137500				
	900	36	90	1,54	22801	7750	139000				
			75	1,85	19001	7750	139000				
			55	2,52	13934	7750	139000				
	700	28	75	1,43	24429	7750	140500				
			55	1,96	17915	7750	140500				
			45	2,40	14658	7750	140500				
	500	20	55	1,40	25081	7750	140500				
			45	1,71	20521	7750	140500				
			37	2,08	16872	7750	140500				
34.96	1400	43	75	2,01	15907	7750	139000				
			55	2,75	11665	7750	139000				
			45	3,35	9544	7750	139000				
	900	27	55	1,76	18578	7750	140500				
			45	2,15	15200	7750	140500				
			37	2,62	12498	7750	140500				
	700	21	45	1,67	19543	7750	140500				
			37	2,03	16069	7750	140500				
			30	2,50	13029	7750	140500				
	500	15	37	1,45	22497	7750	142700				
			30	1,80	18241	7750	142700				
			22	2,45	13376	7750	142700				
44.31	1400	32	55	2,09	15675	7750	139000				
			45	2,56	12825	7750	139000				
			37	3,11	10545	7750	139000				
	900	20	45	1,64	20521	7750	140500				
			37	1,99	16872	7750	140500				
			30	2,46	13680	7750	140500				
	700	16	37	1,55	21091	7750	142700				
			30	1,91	17100	7750	142700				
			22	2,61	12540	7750	142700				
	500	11	30	1,37	24873	7750	142700				
			22	1,86	18241	7750	142700				
			18,5	2,22	15339	7750	142700				





i Tahvil Oranı Ratio Übersetzung	n ₁ Giriş Devri Input Speeds Antriebswelle Drehzahlen	n ₂ Çıkış Devri Output Speeds Abtriebswelle Drehzahlen	P ₁ GÜÇ Power Leistung	S _f Servis Faktörü Service Factor Betriebsfaktor	M ₂ Çıkış Momenti Output Torque Abtriebswelle Drehmomente	F _{q1} Rad. Yük Over Loads Querkräfte	F _{q1/2} Rad. Yük Over Loads Querkräfte	Tip Type Typ			kg	
	[r.p.m]	[r.p.m]	[kW]		[Nm]	[N]	[N]					
63.88	1400	22	37	2,13	15339	7750	140500					
			30	2,63	12437	7750	140500					
			22	3,58	9120	7750	140500					
	900	14	30	1,69	19543	7750	142700					
			22	2,31	14332	7750	142700					
			18,5	2,75	12052	7750	142700					
	700	11	22	1,78	18241	7750	142700					
			18,5	2,12	15339	7750	142700					
			15	2,61	12437	7750	142700					
	500	8	18,5	1,52	21091	7750	145500					
			15	1,87	17100	7750	145500					
			11	2,55	12540	7750	145500					
81.75	1400	17	22	2,58	11803	7750	142700					
			18,5	3,06	9925	7750	142700					
			15	3,78	8047	7750	142700					
	900	11	18,5	1,97	15339	7750	142700					
			15	2,43	12437	7750	142700					
			11	3,32	9120	7750	142700					
	700	8,5	15	1,90	16095	7750	145500					
			11	2,59	11803	7750	145500					
			7,5	3,81	8047	7750	145500					
	500	6	11	1,84	16720	7750	145500					
			7,5	2,70	11400	7750	145500					
			5,5	3,68	8360	7750	145500					
118.50	1400	12	18,5	2,17	14060	7750	142700	3A	3AE	750	574	1380
			15	2,67	11400	7750	142700					
			11	3,64	8360	7750	142700					
	900	7,5	15	1,72	18241	7750	145500					
			11	2,35	13376	7750	145500					
			7,5	3,44	9120	7750	145500					
	700	6	11	1,82	16720	7750	145500					
			7,5	2,67	11400	7750	145500					
			5,5	3,65	8360	7750	145500					
	500	4	7,5	1,90	17100	7750	145500					
			5,5	2,60	12540	7750	145500					
			4	3,57	9120	7750	145500					
140.30	1400	10	15	2,69	13680	7750	142700					
			11	3,67	10032	7750	142700					
			7,5	5,38	6840	7750	142700					
	900	6,5	11	2,35	15434	7750	145500					
			7,5	3,44	10523	7750	145500					
			5,5	4,69	7717	7750	145500					
	700	5	7,5	2,69	13680	7750	145500					
			5,5	3,66	10032	7750	145500					
			4	5,04	7296	7750	145500					
	500	3,5	5,5	2,64	14332	7750	145500					
			4	3,63	10423	7750	145500					
			3	4,84	7817	7750	145500					



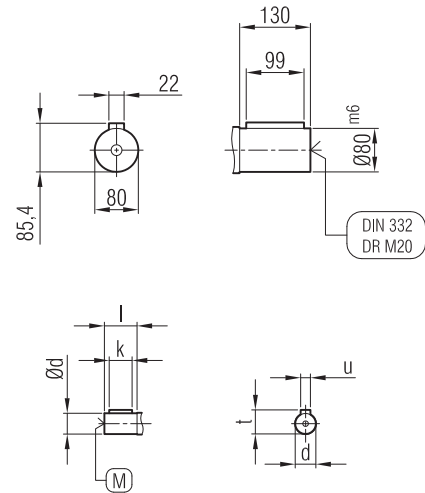
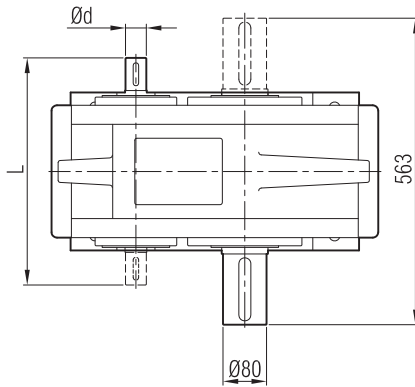
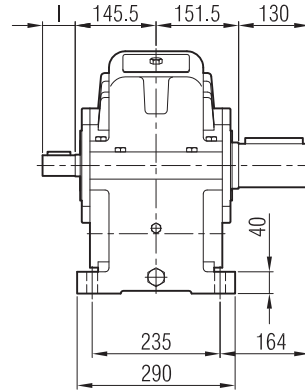
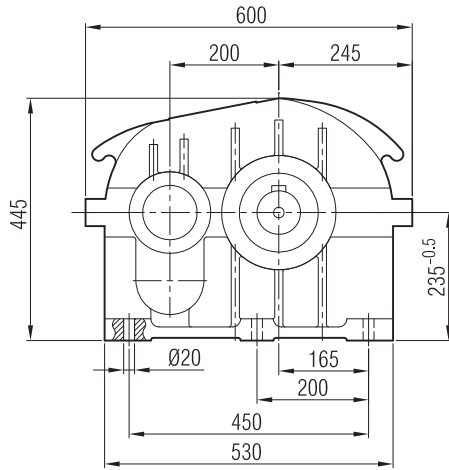
i Tahvil Oranı Ratio Übersetzung	n ₁ Giriş Devri Input Speeds Antriebswelle Drehzahlen	n ₂ Çıkış Devri Output Speeds Abtriebswelle Drehzahlen	P ₁ GÜÇ Power Leistung	S _f Servis Faktörü Service Factor Betriebsfaktor	M ₂ Çıkış Momenti Output Torque Abtriebswelle Drehmomente	F _{q1} Rad. Yük Over Loads Querkräfte	F _{q1/2} Rad. Yük Over Loads Querkräfte	Tip Type Typ	  kg
	[r.p.m]	[r.p.m]	[kW]		[Nm]	[N]	[N]		
154.20	1400	9	15	2,20	14978	7150	147000	4A 750	575 1410
			11	3,01	10984	7150	147000		
			7,5	4,41	7489	7150	147000		
	900	6	11	1,92	16475	7150	147000		
			7,5	2,81	11233	7150	147000		
			5,5	3,83	8238	7150	147000		
	700	4,5	7,5	2,17	14978	7150	147000		
			5,5	2,96	10984	7150	147000		
			4	4,08	7988	7150	147000		
	500	3,2	5,5	2,11	15446	7150	147000		
			4	2,90	11233	7150	147000		
			3	3,86	8425	7150	147000		
182.85	1400	7,5	15	1,82	17973	7150	147000		
			11	2,48	13180	7150	147000		
			7,5	3,64	8987	7150	147000		
	900	5	11	1,60	19770	7150	147000		
			7,5	2,35	13480	7150	147000		
			5,5	3,20	9885	7150	147000		
	700	3,8	7,5	1,82	17737	7150	147000		
			5,5	2,48	13007	7150	147000		
			4	3,41	9460	7150	147000		
	500	2,7	5,5	1,76	18306	7150	147000		
			4	2,42	13313	7150	147000		
			3	3,23	9985	7150	147000		
222.23	1400	6	11	2,10	16475	7150	147000		
			7,5	3,08	11233	7150	147000		
			5,5	4,20	8238	7150	147000		
	900	4	7,5	1,95	16850	7150	147000		
			5,5	2,65	12357	7150	147000		
			4	3,65	8987	7150	147000		
	700	3	5,5	2,06	16475	7150	147000		
			4	2,84	11982	7150	147000		
			3	3,78	8987	7150	147000		
	500	2	4	2,01	17973	7150	147000		
			3	2,68	13480	7150	147000		
			2,2	3,66	9885	7150	147000		
284.49	1400	5	7,5	2,25	13480	7150	147000		
			5,5	3,60	9885	7150	147000		
			4	4,21	7189	7150	147000		
	900	3,2	5,5	2,00	15446	7150	147000		
			4	2,75	11233	7150	147000		
			3	3,67	8425	7150	147000		
	700	2,5	4	2,15	14378	7150	147000		
			3	2,86	10784	7150	147000		
			2,2	3,91	7908	7150	147000		
	500	1,7	3	1,95	15859	7150	147000		
			2,2	2,66	11630	7150	147000		
			1,5	3,90	7929	7150	147000		



i Tahvil Oranı Ratio Übersetzung	n ₁	n ₂	P ₁	S _f	M ₂	F _{q1}	F _{q1/2}	Tip Type Typ	  kg
	Giriş Devri	Çıkış Devri	GÜÇ	Servis Faktörü	Çıkış Momenti	Rad. Yük	Rad. Yük		
	Input Speeds	Output Speeds	Power	Service Factor	Output Torque	Over Loads	Over Loads		
	Antriebswelle Drehzahlen	Abtriebswelle Drehzahlen	Leistung	Betriebsfaktor	Abtriebswelle Drehmomente	Querkräfte	Querkräfte		
	[r.p.m]	[r.p.m]	[kW]		[Nm]	[N]	[N]		
330.39	1400	4,2	7,5	1,98	14340	7150	147000	4A 750	575 1410
			5,5	2,70	10516	7150	147000		
			4	3,71	7648	7150	147000		
	900	2,7	5,5	1,74	18306	7150	147000		
			4	2,38	13313	7150	147000		
			3	3,18	9985	7150	147000		
	700	2	4	1,85	17973	7150	147000		
			3	2,47	13480	7150	147000		
			2,2	3,37	9885	7150	147000		
	500	1,5	3	1,77	17973	7150	147000		
			2,2	2,41	13180	7150	147000		
			1,5	3,53	8987	7150	147000		
412.40	1400	3,5	5,5	2,15	14122	7150	147000		
			4	2,95	10270	7150	147000		
			3	3,94	7703	7150	147000		
	900	2,2	4	1,91	16339	7150	147000		
			3	2,55	12254	7150	147000		
			2,2	3,48	8987	7150	147000		
	700	1,7	3	1,97	15859	7150	147000		
			2,2	2,68	11630	7150	147000		
			1,5	3,94	7929	7150	147000		
	500	1,2	2,2	1,89	16475	7150	147000		
			1,5	2,78	11233	7150	147000		
			1,1	3,79	8238	7150	147000		
487.32	1400	3	5,5	1,84	16475	7150	147000		
			4	2,53	11982	7150	147000		
			3	3,37	8987	7150	147000		
	900	1,8	4	1,57	19970	7150	147000		
			3	2,09	14978	7150	147000		
			2,2	2,85	10984	7150	147000		
	700	1,4	3	1,63	19257	7150	147000		
			2,2	2,22	14122	7150	147000		
			1,5	3,25	9628	7150	147000		
	500	1	2,2	1,58	19770	7150	147000		
			1,5	2,32	13480	7150	147000		
			1,1	3,17	9885	7150	147000		



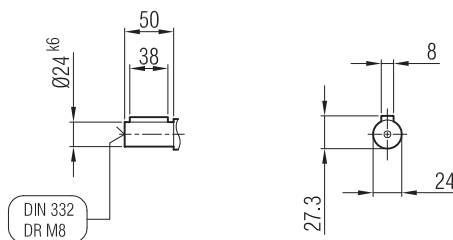
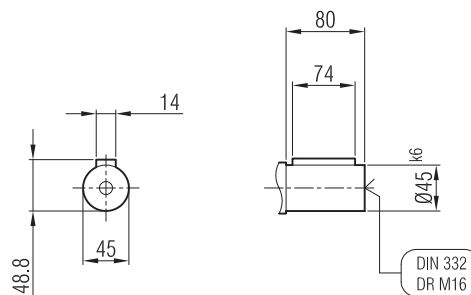
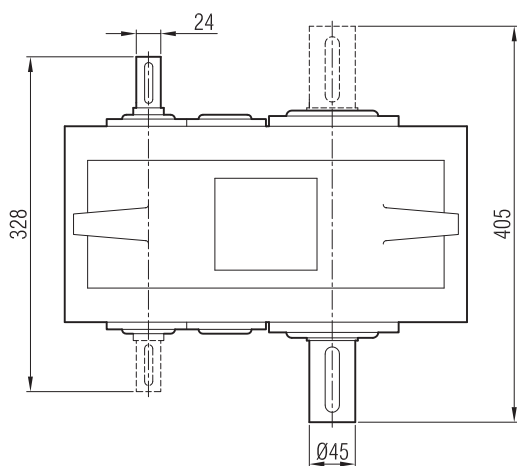
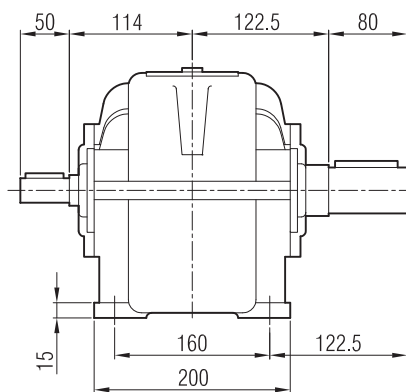
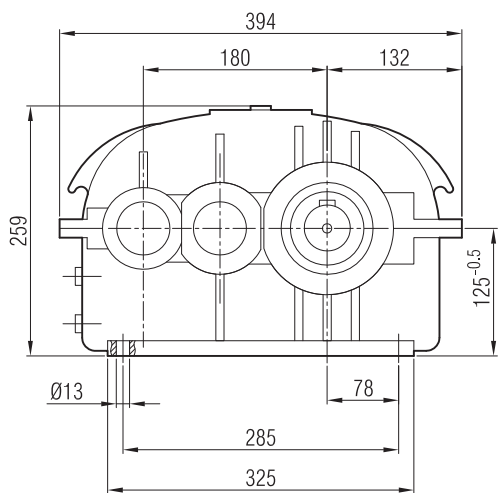
A 200



M	d	u	t	k	l	L	Tahvil
M16	48	14	51,8	65	80	451	$i \leq 2,84$
M20	55	16	59,3	75	90	471	$3 < i \leq 5,4$

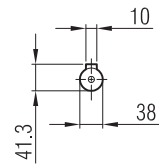
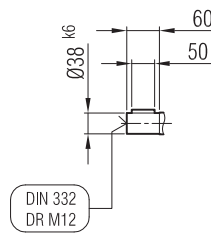
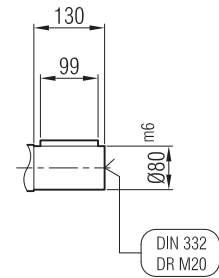
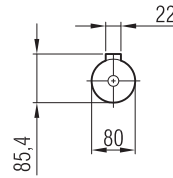
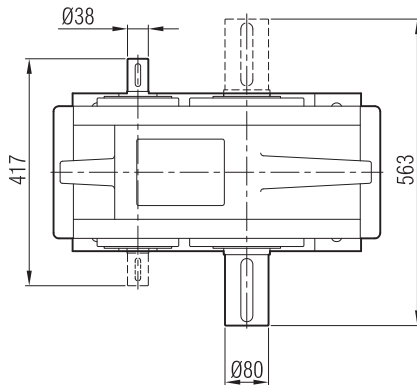
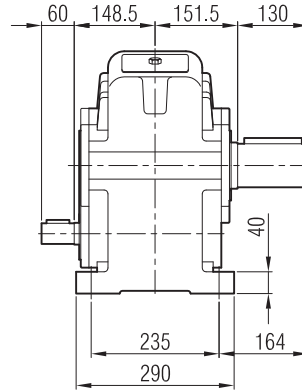
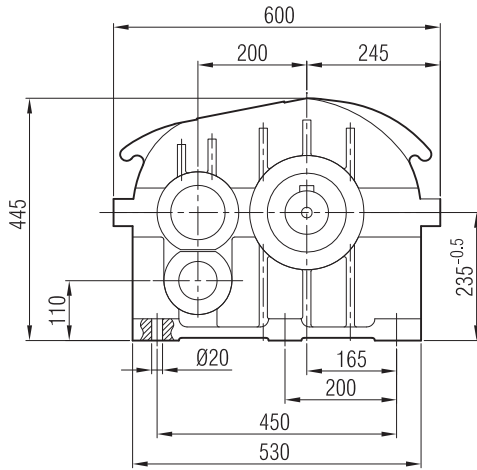


2A 180



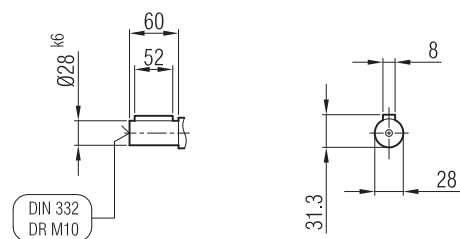
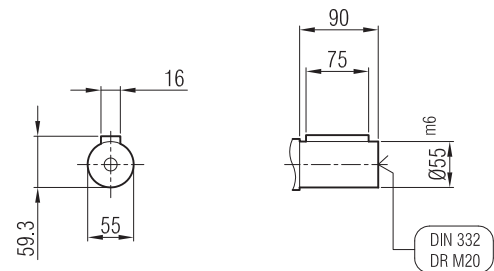
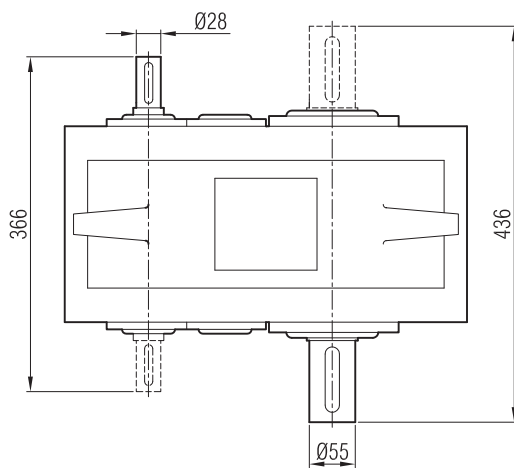
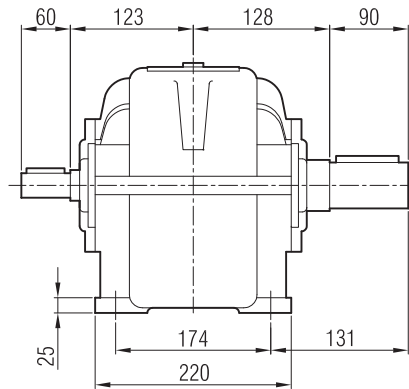
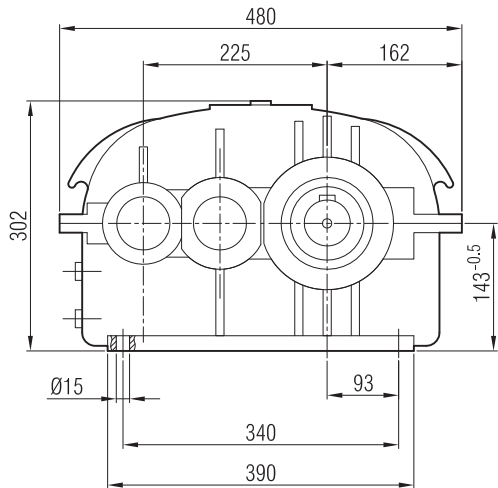


2A 200



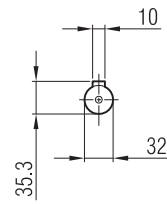
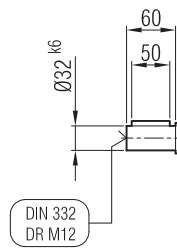
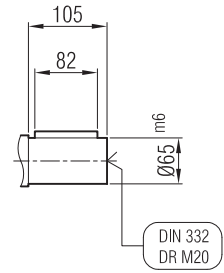
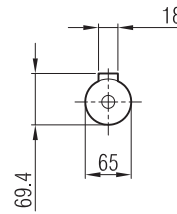
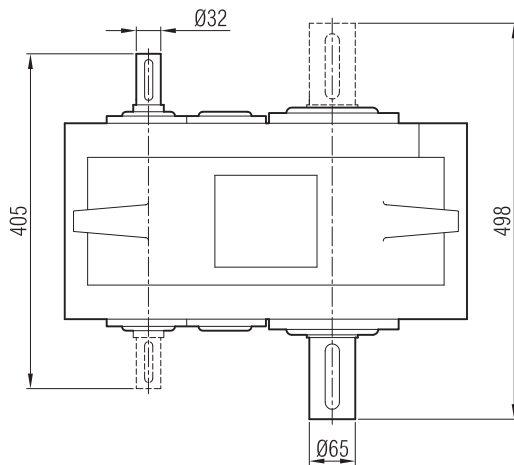
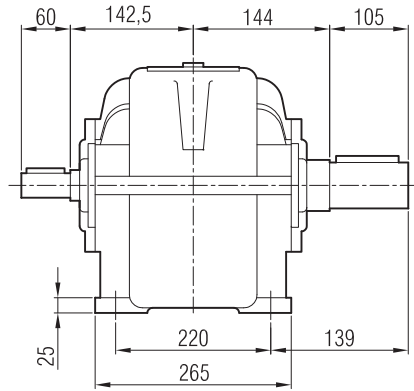
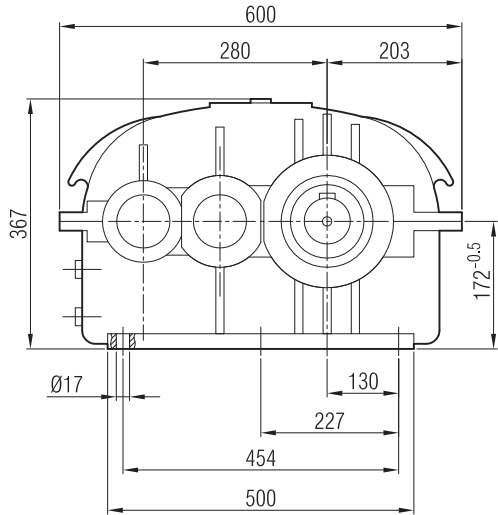


2A 225



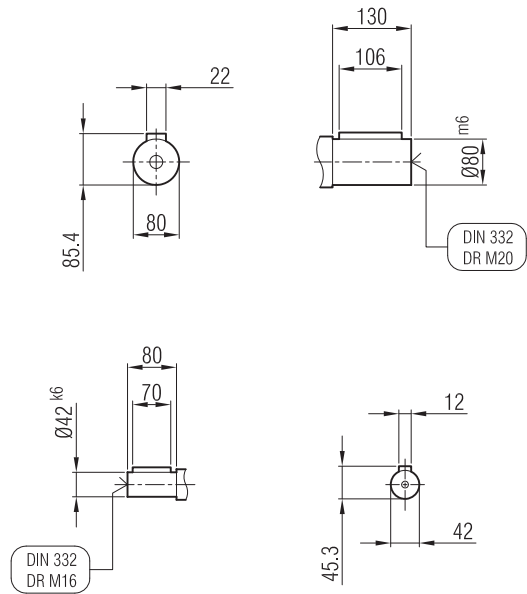
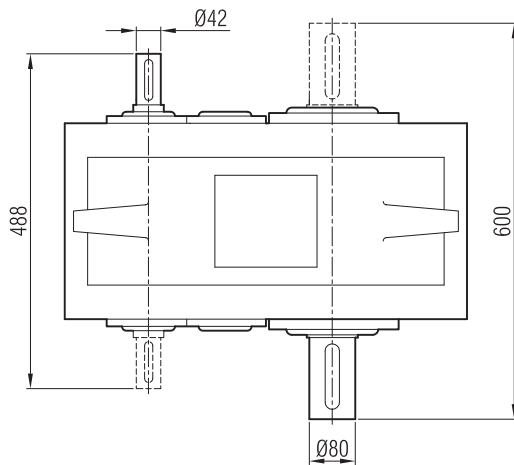
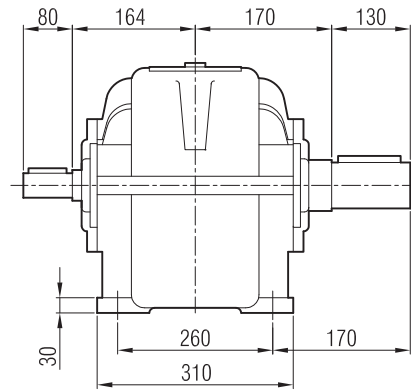
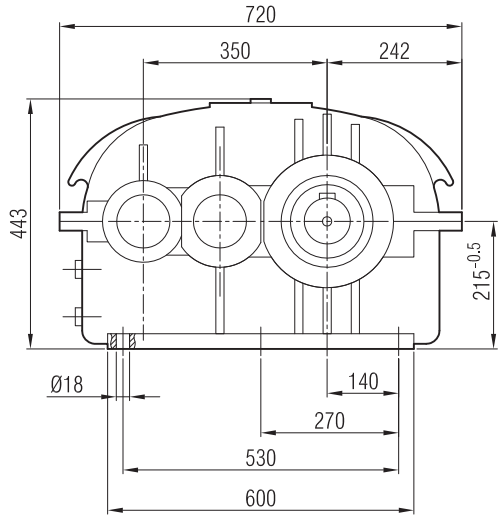


2A 275



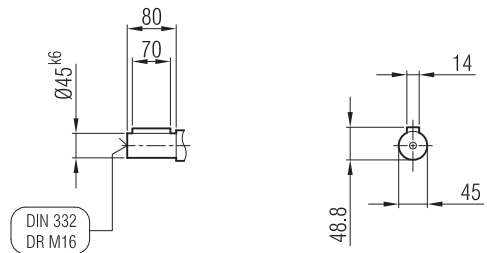
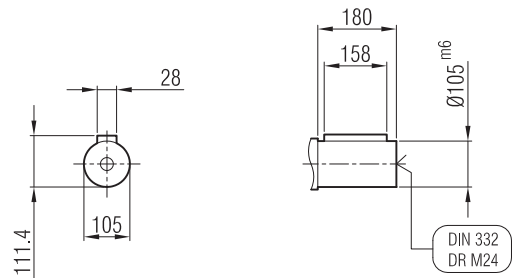
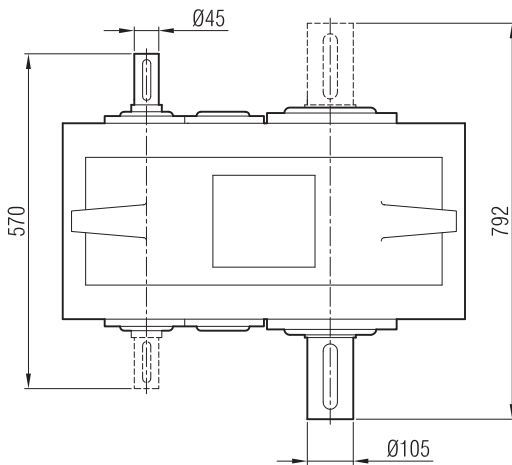
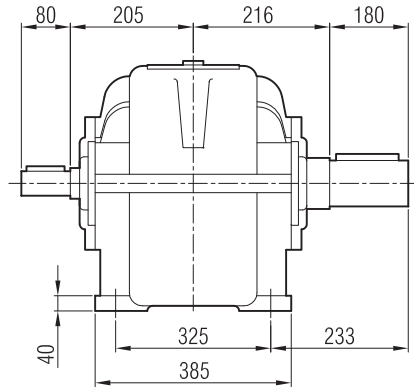
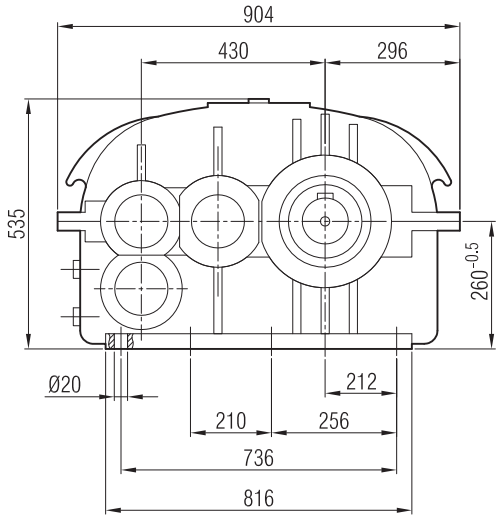


2A 350



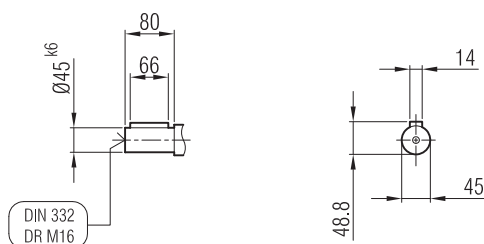
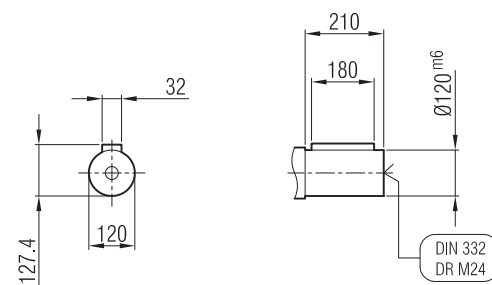
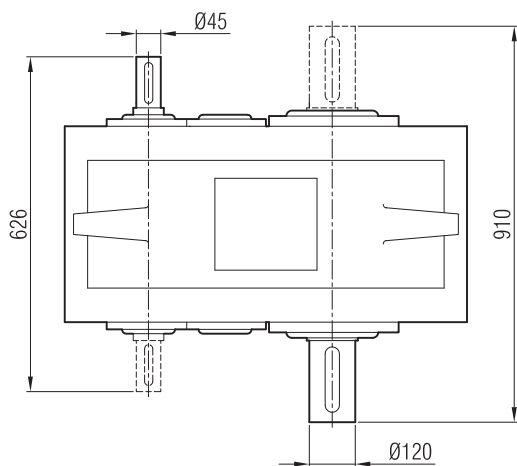
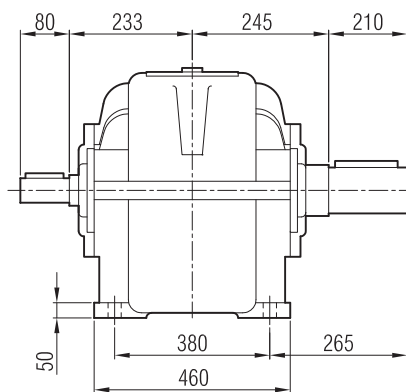
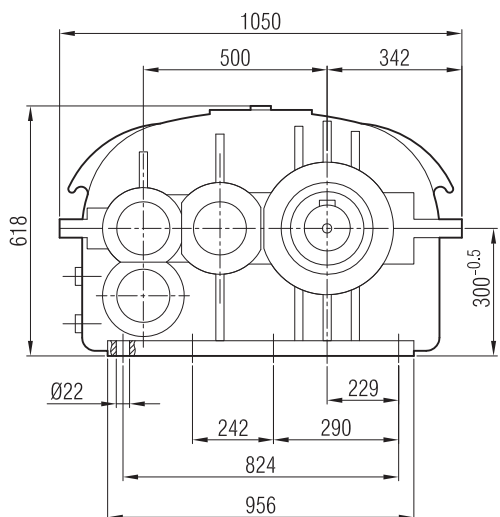


2A 430



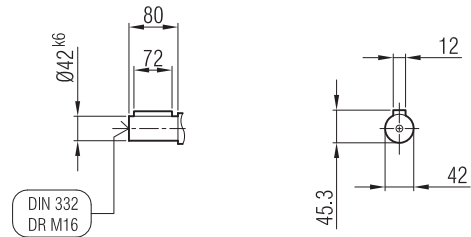
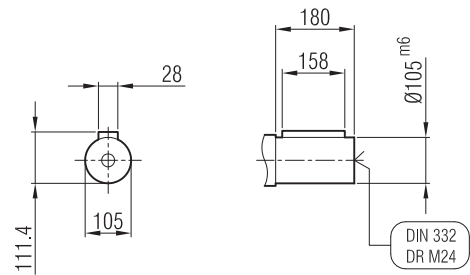
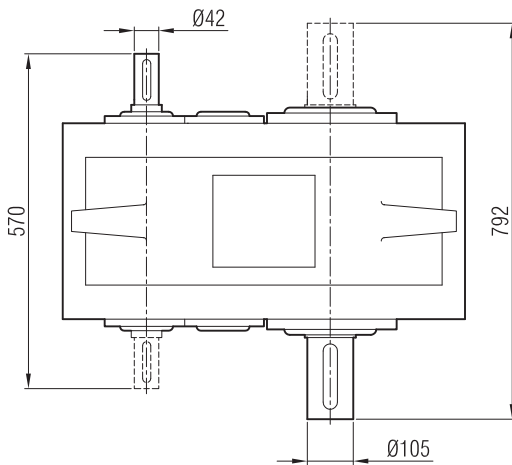
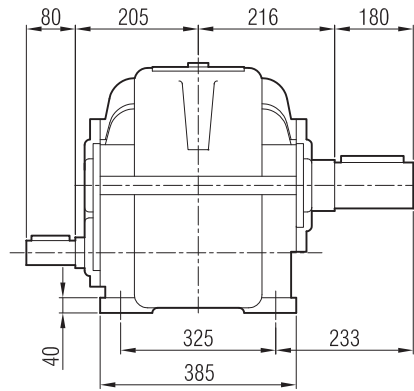
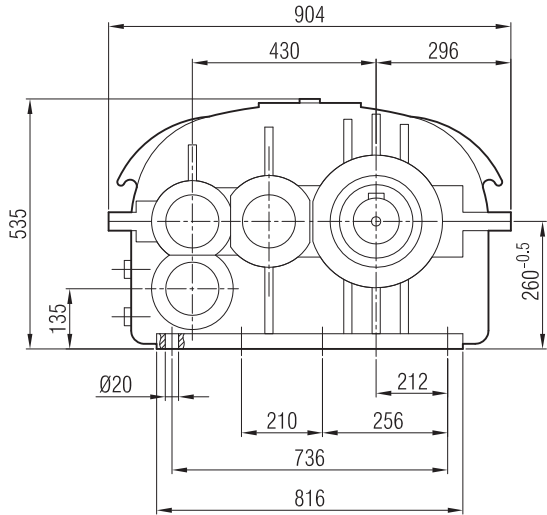


2A 500



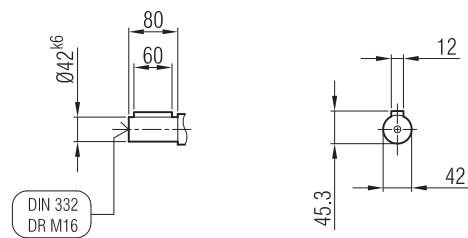
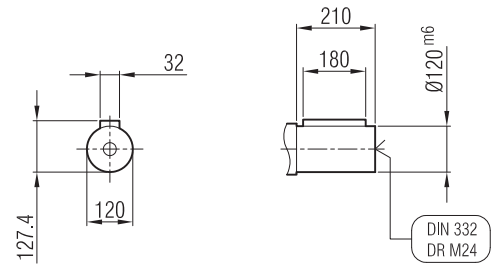
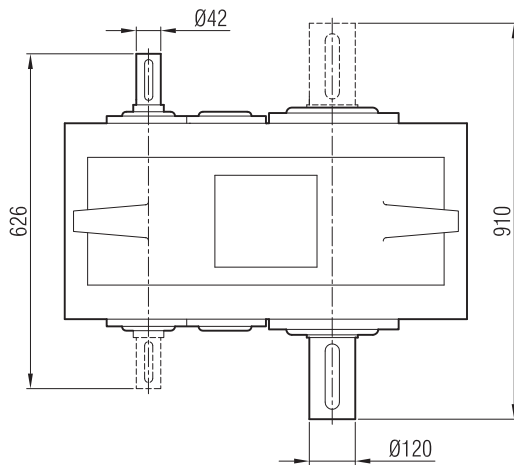
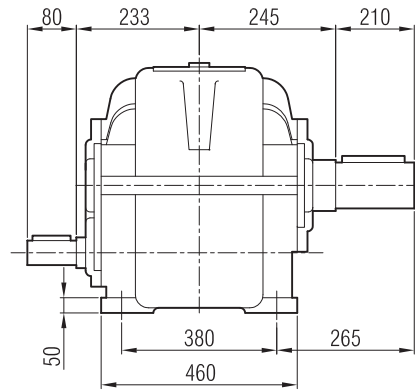
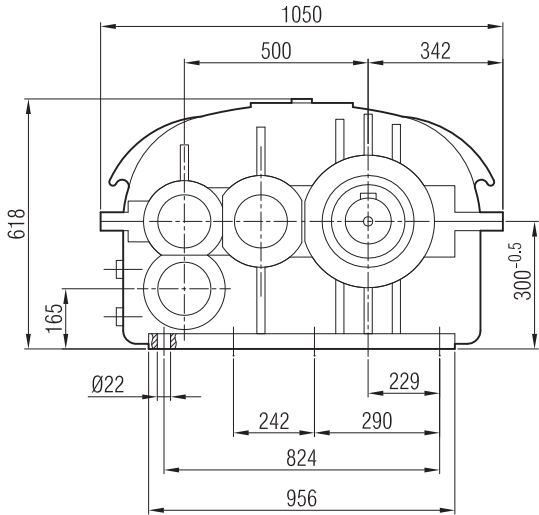


3A 430



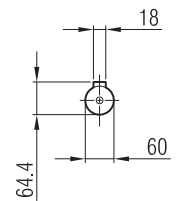
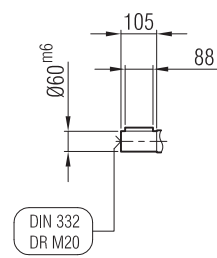
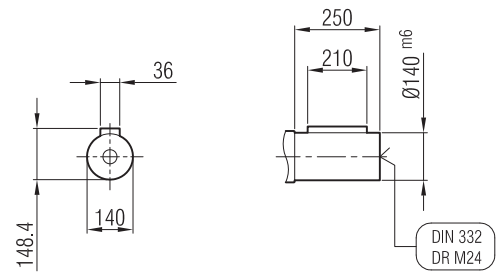
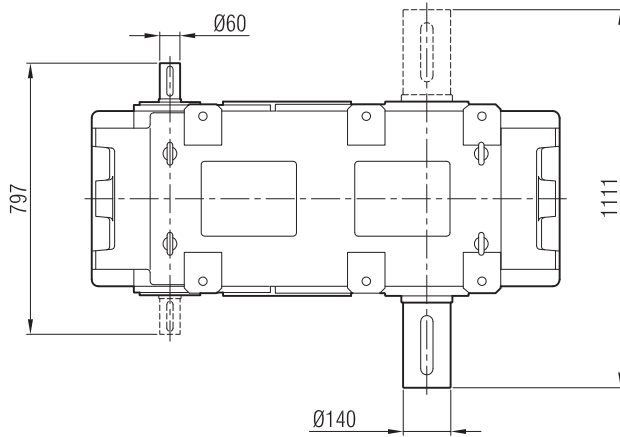
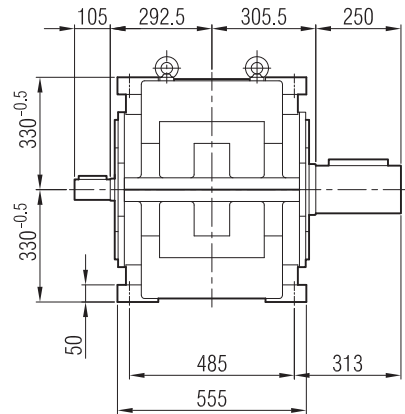
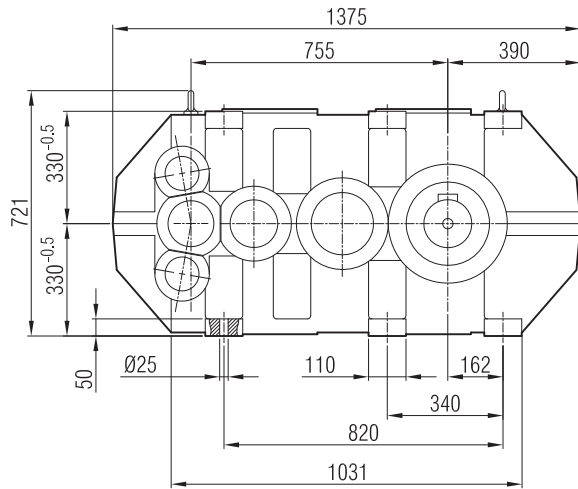


3A 500



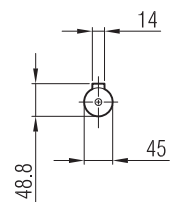
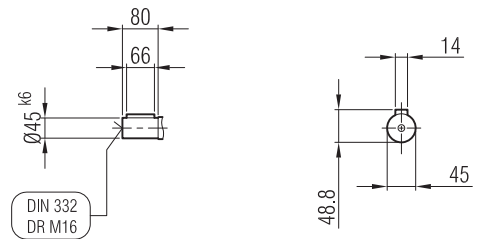
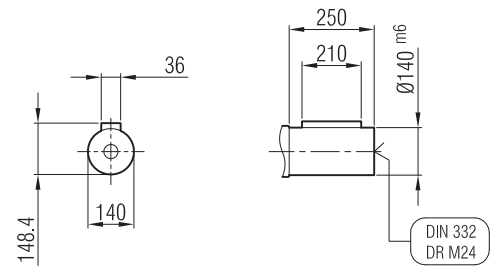
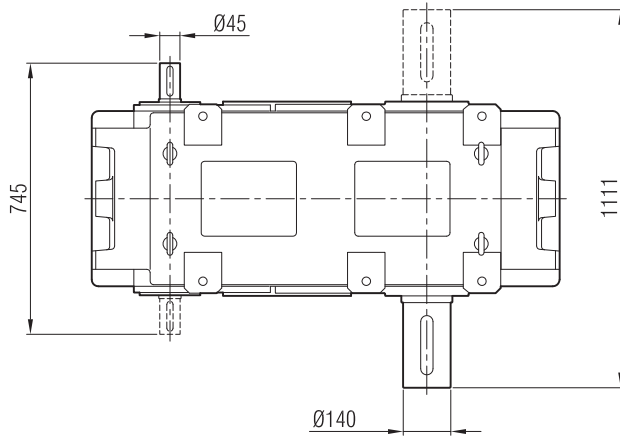
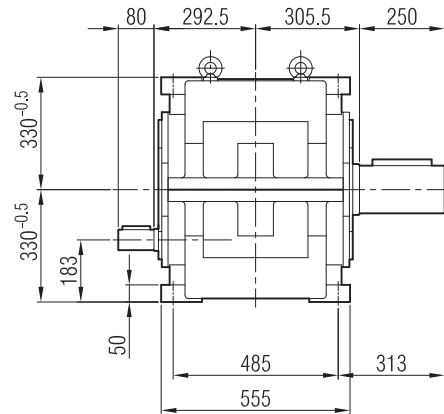
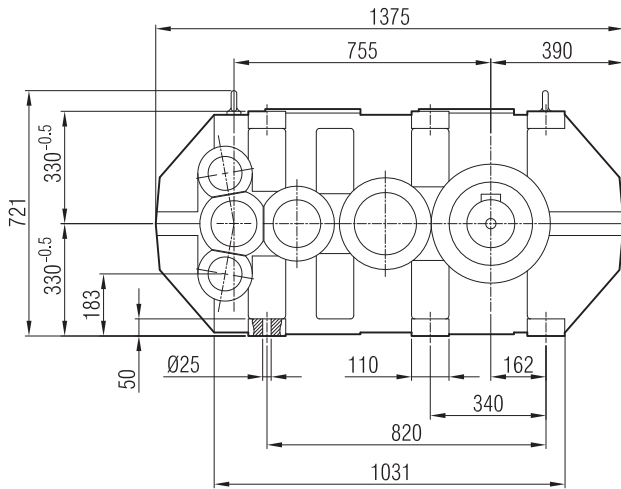



3A 750






4A 750






2AE ...



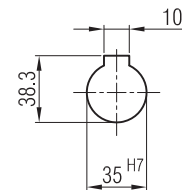
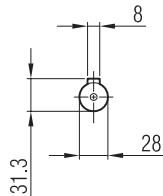
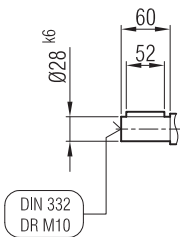
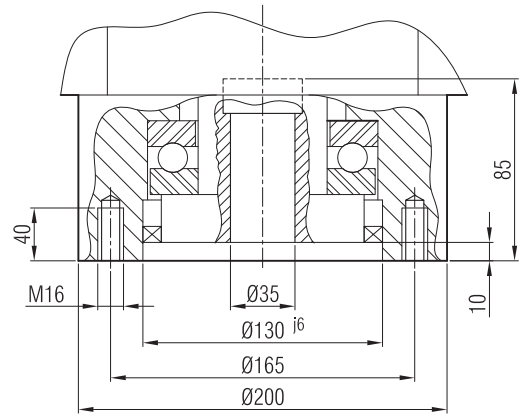
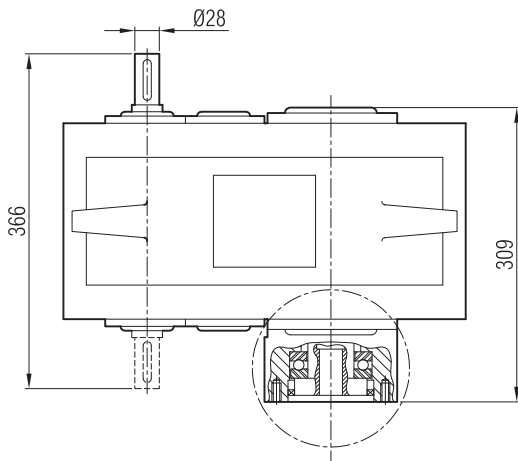
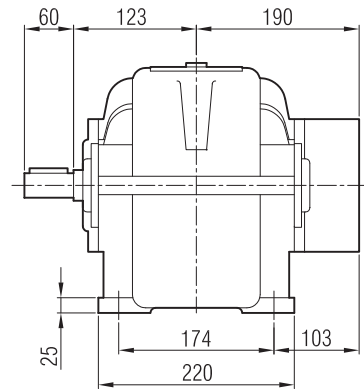
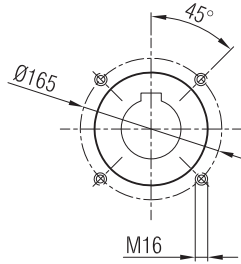
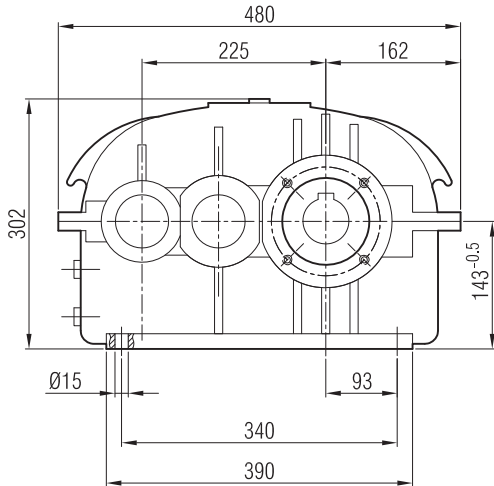
3AE ...



3AE 750

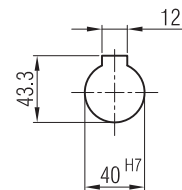
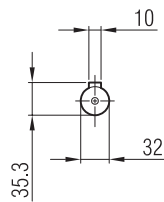
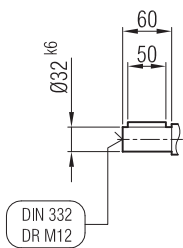
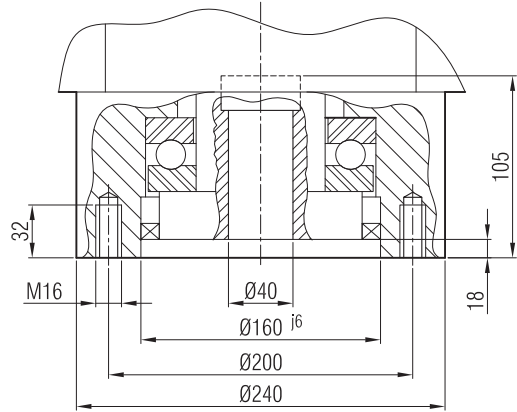
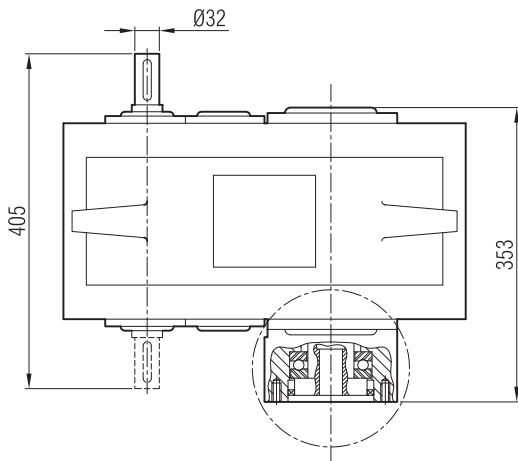
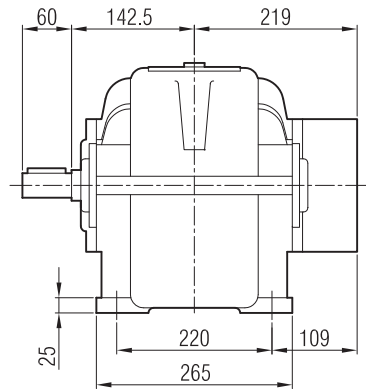
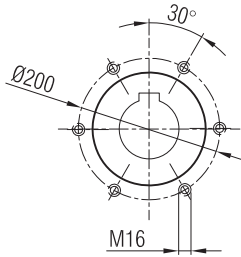
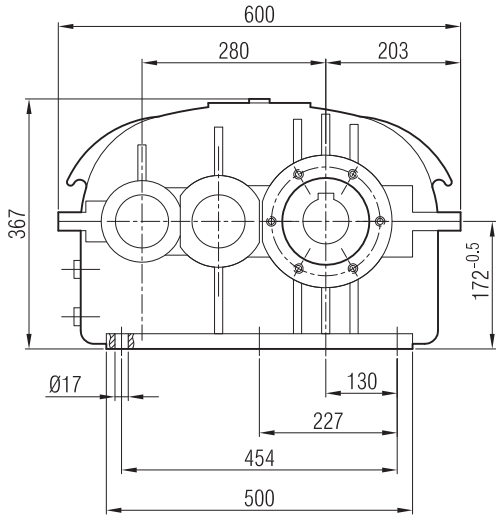


2AE 225



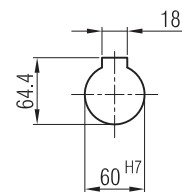
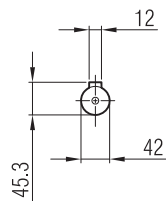
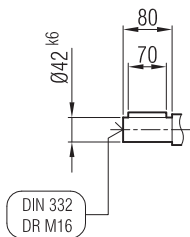
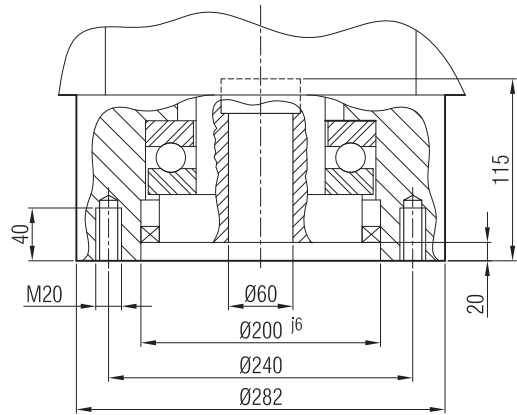
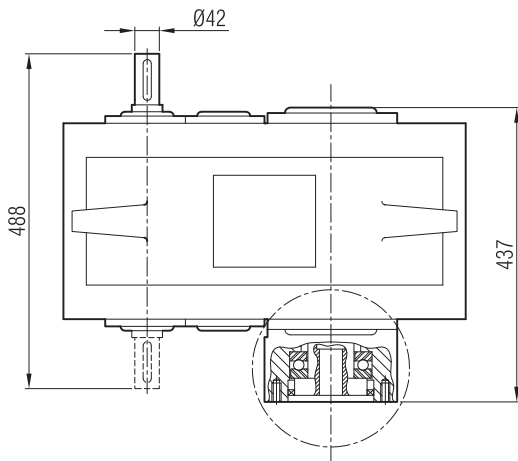
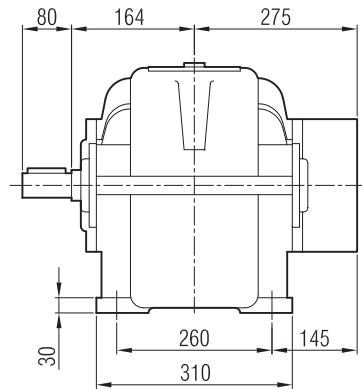
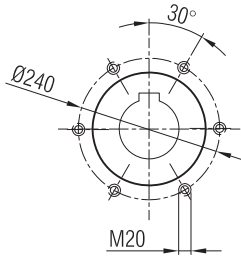
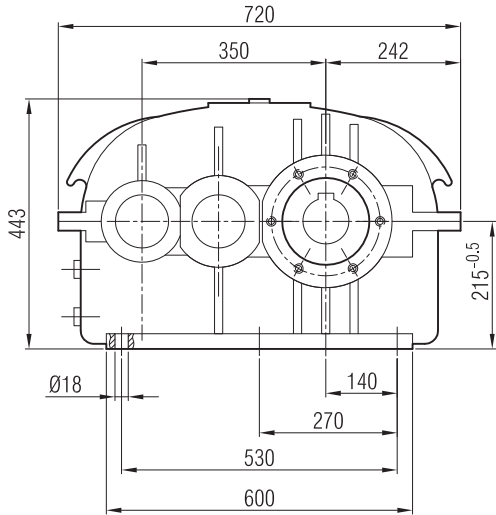


2AE 275



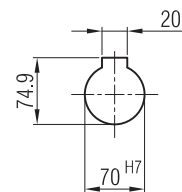
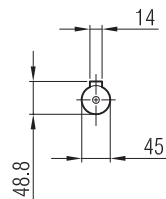
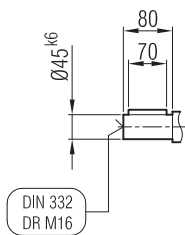
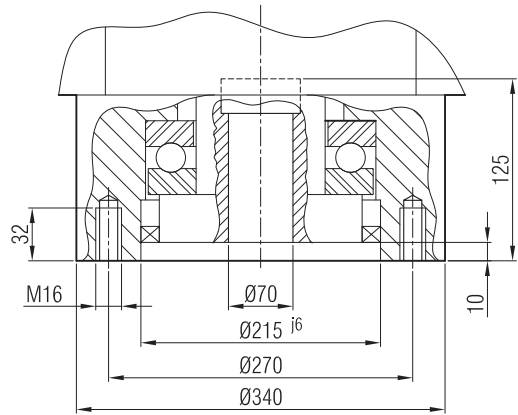
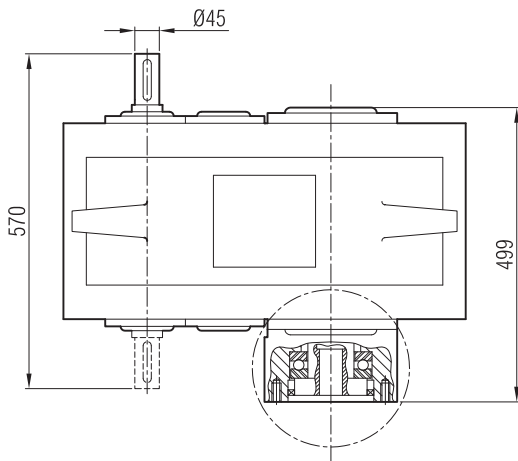
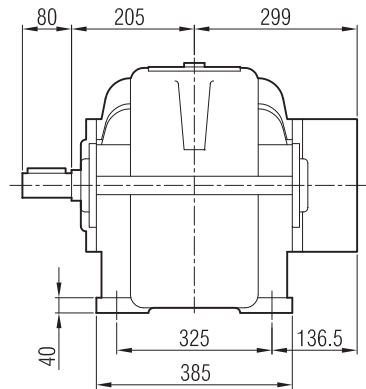
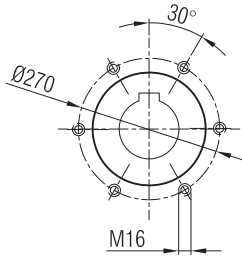
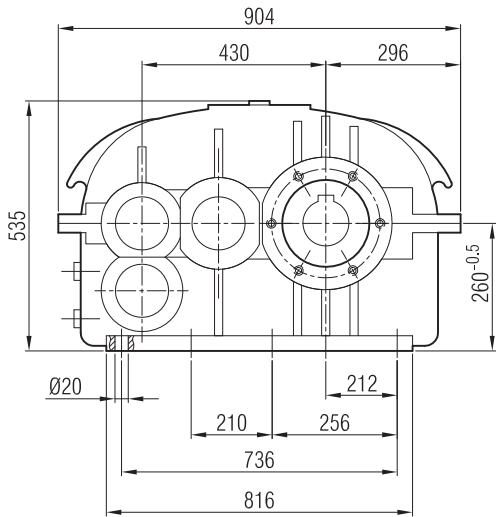


2AE 350



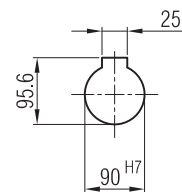
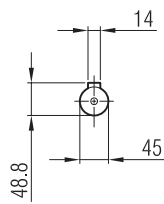
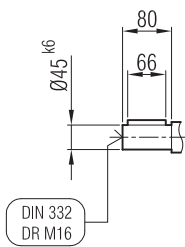
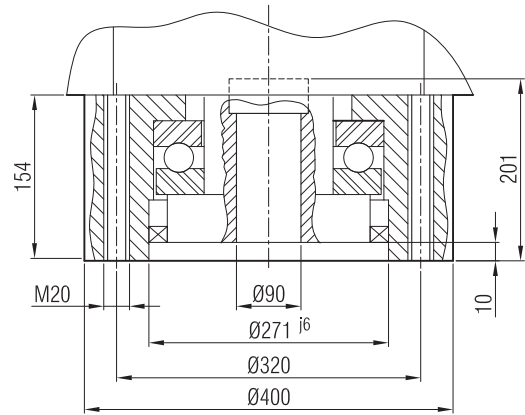
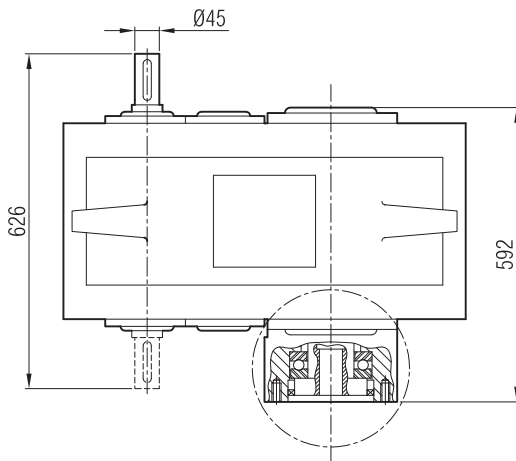
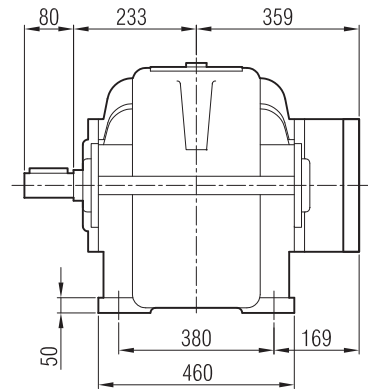
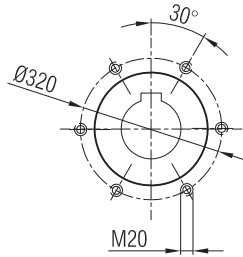
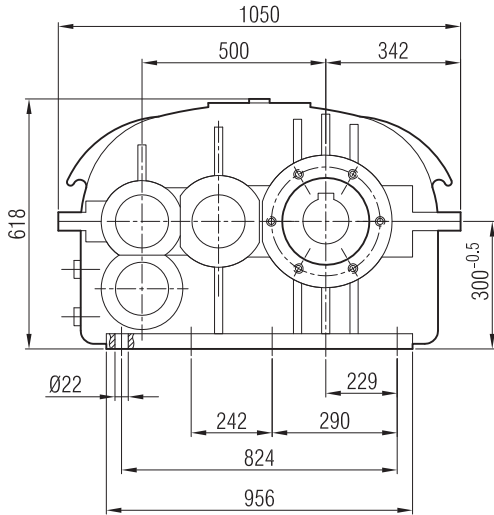


2AE 430



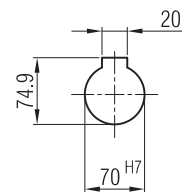
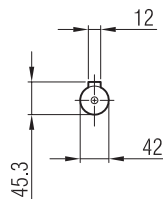
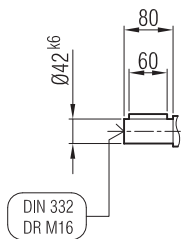
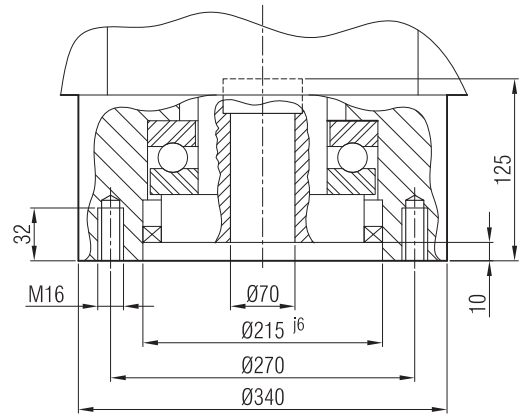
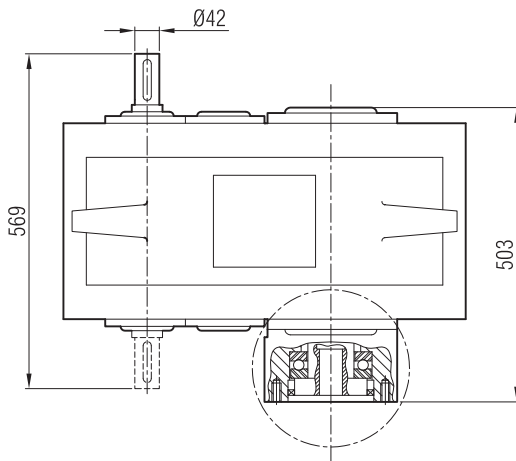
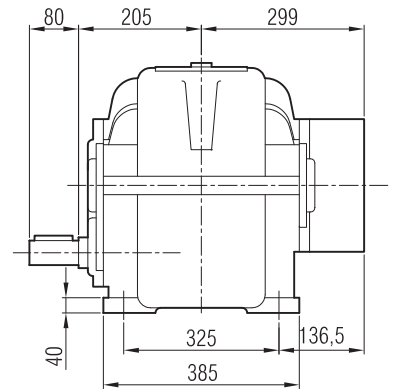
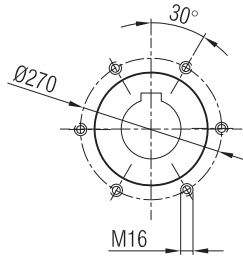
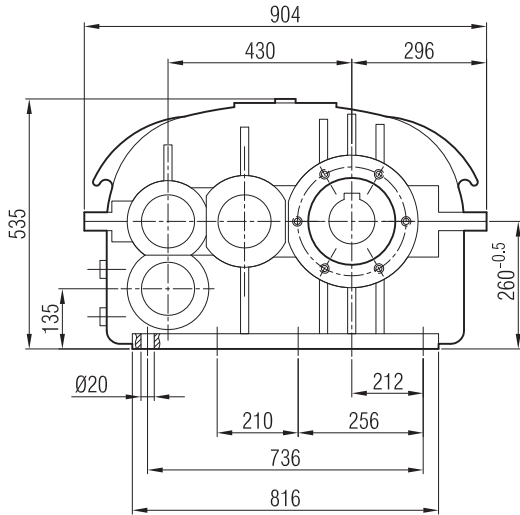


2AE 500



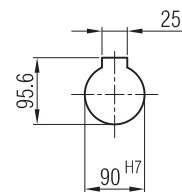
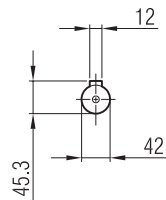
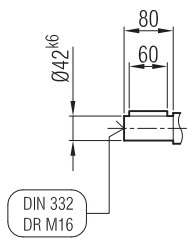
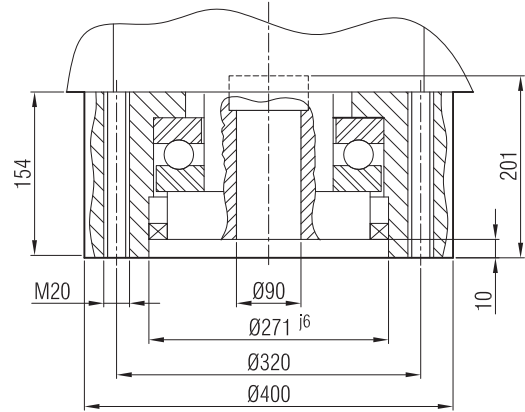
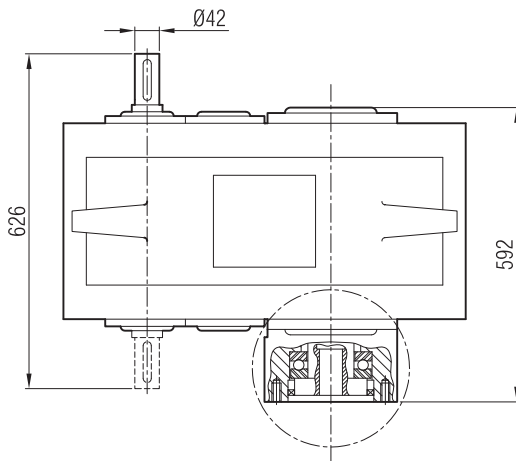
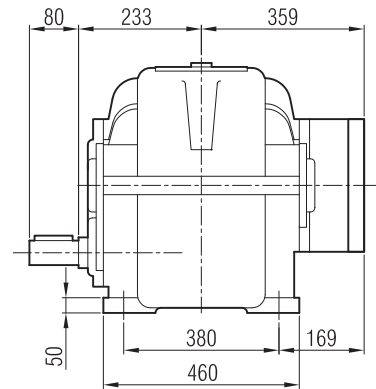
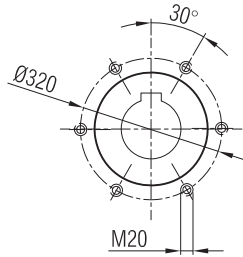
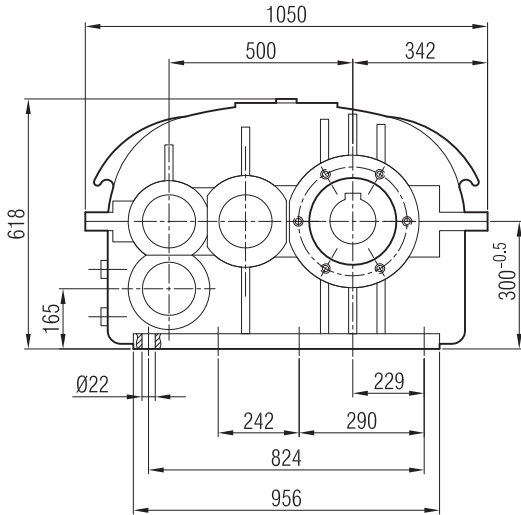


3AE 430



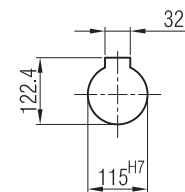
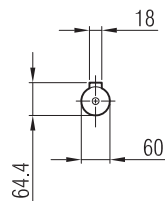
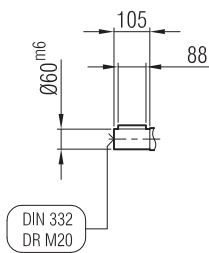
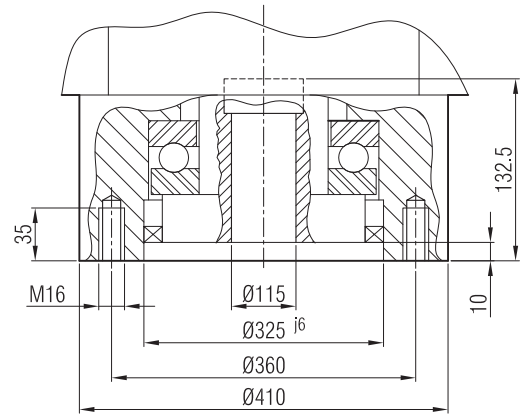
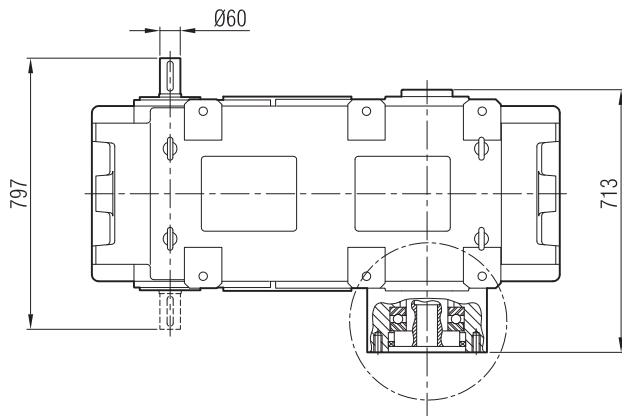
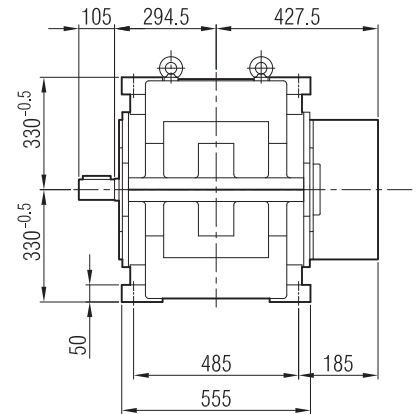
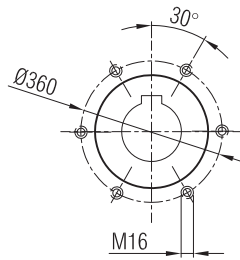
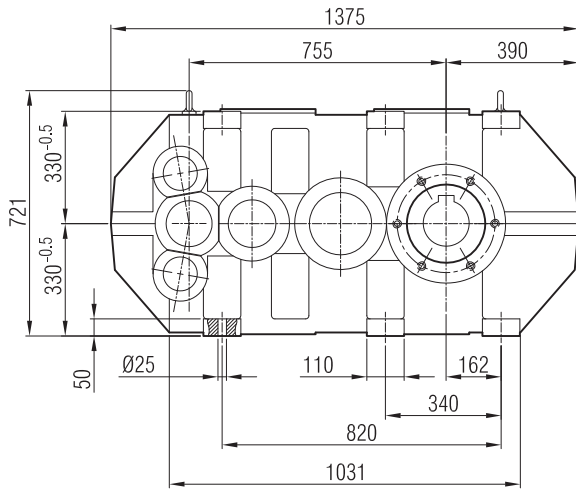



3AE 500





3AE 750





İRSAM ...



İRSFM ...



İRSAM ... - 01



İRSFM ... - 01



P ₁	n ₂	i	S _f	M ₂	F _{Q10}		Tip		
GÜÇ	Çıkış Devri	Tahvil	Servis Faktörü	Çıkış Momenti	Rad. Yük		Type		
Power	Output Speeds	Ratio	Service Factor	Output Torque	Over Loads		Typ		
Leistung	Abtriebswelle Drehzahlen	Übersetzung	Betriebsfaktor	Abtriebswelle Drehmomente	Querkräfte				
[kW] Hp	[r.p.m]			[Nm]	[N]				kg
0,12 0,16	11	62	2,29	52	4000	İRSAM İRSFM	52 / 71 M 8b	595 596	17 19
	14	50	2,93	45	4000				
	18,5	38	4,38	38	4000				
	24	29	5,98	30	4000				
	28	25	4,39	28	4000				
	37	19	6,29	23	4000				
48	14,5	8,64	17	4000					
0,18 0,25	14	50	3,92	74	6100	İRSAM İRSFM	65 / 80 M 8a	597 598	24 25
	18	39	5,46	62	6100				
	23	30	6,77	47	6100				
	28	25	5,56	44	6100				
	14,5	62	1,83	65	4000	İRSAM İRSFM	52 / 71 M 6a	595 596	16 18
	18	50	2,51	57	4000				
	24	38	3,51	47	4000				
	31	29	4,75	36	4000				
	36	25	3,76	33	4000				
	47	19	5,03	27	4000				
	62	14,5	6,87	21	4000				
	14	50	2,82	104	5940				
18	39	3,93	86	5940					
23	30	4,87	65	5940					
28	25	4,00	62	5940					
36	19,5	5,70	51	5940					
14,5	62	1,31	90	3800	İRSAM İRSFM	52 / 71 M 6b	595 596	17 19	
18	50	1,81	79	3800					
24	38	2,52	65	3800					
31	29	3,42	50	3800					
36	25	2,71	46	3800					
47	19	3,62	37	3800					
62	14,5	4,94	29	3800					
22	62	2,14	60	3800					İRSAM İRSFM
28	50	2,81	50	3800					
36	38	4,10	43	3800					
48	29	5,66	34	3800					
55	25	4,14	31	3800					
73	19	5,95	25	3800					
95	14,5	8,18	20	3800					
145	9,5	7,04	13	3800					
190	7,25	9,52	10	3800					
0,37 0,5	11	62	2,38	254	8300	İRSAM İRSFM	82 / 90 S 8a	599 600	38 40
	13	53	3,40	194	8300				
	17,5	40	4,60	127	8300				
	15	62	2,08	140	5750	İRSAM İRSFM	65 / 80 M 6a	597 598	24 25
	18	50	2,28	123	5750				
	23	39	3,17	100	5750				
	30	30	3,87	76	5750				
	36	25	3,24	73	5750				
	46	19,5	4,59	59	5750				
	60	15	5,49	45	5750				
	92	9,75	6,69	31	5750				



P ₁	n ₂	i	S _f	M ₂	F _{Q10}				
GÜÇ	Çıkış Devri	Tahvil	Servis Faktörü	Çıkış Momenti	Rad. Yük	Tip			
Power	Output Speeds	Ratio	Service Factor	Output Torque	Over Loads	Type			
Leistung	Abtriebswelle Drehzahlen	Übersetzung	Betriebsfaktor	Abtriebswelle Drehmomente	Querkräfte	Typ			
[kW] Hp	[r.p.m.]			[Nm]	[N]			kg	
0,37 0,5	14,5	62	0,89	123	3640	İRSAM İRSFM	52 / 80 M 6a	595 596	19 20
	18	50	1,22	117	3640				
	24	38	1,70	97	3640				
	31	29	2,31	75	3640				
	36	25	1,83	69	3640				
	47	19	2,38	56	3640				
	62	14,5	3,34	43	3640				
	95	9,5	3,58	30	3640				
	124	7,25	4,91	23	3640				
	23	62	1,20	87	3640				
	28	50	1,90	73	3640				
	37	38	2,29	63	3640				
	48	29	3,07	49	3640				
	56	25	2,85	46	3640				
74	19	3,28	37	3640					
97	14,5	4,43	28	3640					
147	9,5	4,79	19	3640					
193	7,25	6,48	15	3640					
0,55 0,75	14,5	62	2,78	286	7900	İRSAM İRSFM	82 / 80 M 6b	599 600	32 36
	17	53	3,06	205	7900				
	22,5	40	3,62	151	7900				
	30	30	5,37	120	7900				
	11	62	2,11	377	7900				
	13	53	2,34	267	7900				
	17,5	40	3,09	189	7900				
	18	50	1,53	183	5600				
	23	39	2,13	150	5600				
	30	30	2,60	113	5600				
	28	50	2,05	120	5600				
	36	39	2,83	98	5600				
	46	30	3,37	77	5600				
	56	25	2,91	71	5600				
	72	19,5	4,10	56	5600				
	93	15	4,78	43	5600				
	143	9,75	5,94	30	5600				
	24	38	1,14	144	3450				
	31	29	1,55	111	3450				
	36	25	1,23	103	3450				
	47	19	1,64	83	3450				
	62	14,5	2,24	65	3450				
	95	9,5	2,41	46	3450				
	124	7,25	3,30	35	3450				
23	62	0,80	130	3450					
28	50	1,28	107	3450					
37	38	1,54	94	3450					
48	29	2,06	73	3450					
56	25	1,91	68	3450					
74	19	2,21	55	3450					
97	14,5	2,98	42	3450					
147	9,5	3,22	30	3450					
193	7,25	4,36	22	3450					



P ₁	n ₂	i	S _f	M ₂	F _{Q10}		Tip			
GÜÇ	Çıkış Devri	Tahvil	Servis Faktörü	Çıkış Momenti	Rad. Yük		Type			
Power	Output Speeds	Ratio	Service Factor	Output Torque	Over Loads		Typ			
Leistung	Abtriebswelle Drehzahlen	Übersetzung	Betriebsfaktor	Abtriebswelle Drehmomente	Querkräfte					
[kW] Hp	[r.p.m.]			[Nm]	[N]				kg	
0,75 1	8,5	82	1,73	463	11800	İRSAM İRSFM	102 / 100 L 8a	601	59	
	11	63	2,35	371	11800			602	63	
	14	50	3,37	325	11800					
	17,5	40	4,48	269	11800					
	14,5	62	1,55	391	7700	İRSAM İRSFM	82 / 90 S 6a	599	38	
	17	53	2,05	279	7700			600	40	
	23	40	2,66	202	7700					
	30	30	3,94	164	7700					
	34	26,5	2,95	161	7700					
	45	20	3,74	123	7700					
	17	82	0,80	235	5200	İRSAM İRSFM	65 / 80 M 4b	597	26	
	23	62	1,03	171	5200			598	27	
	28	50	1,50	165	5200					
	36	39	2,07	135	5200					
	46	30	2,47	104	5200					
	56	25	2,13	97	5200					
	71	19,5	3,01	78	5200					
	93	15	3,51	59	5200					
	143	9,75	4,36	42	5200					
	187	7,5	5,48	32	5200					
	23	62	0,59	177	3100	İRSAM İRSFM	52 / 80 M 4b	595	20	
	28	50	0,94	146	3100			596	21	
	37	38	1,13	128	3100					
	48	29	1,51	101	3100					
56	25	1,40	93	3100						
74	19	1,62	74	3100						
97	14,5	2,18	57	3100						
147	9,5	2,36	40	3100						
193	7,25	3,19	31	3100						
1,1 1,5	14	50	2,29	495	11610	İRSAM İRSFM	102 / 100 L 8b	601	61	
	17,5	40	3,06	408	11610			602	65	
	23	30	4,13	311	11610					
	11	82	1,39	573	11610	İRSAM İRSFM	102 / 90 L 6b	601	56	
	14	63	1,87	412	11610			602	60	
	18	50	2,70	390	11610					
	14,5	62	1,05	405	7550	İRSAM İRSFM	82 / 90 L 6b	599	40	
	17	53	1,39	410	7550			600	42	
	22	40	1,81	298	7550					
	30	30	2,68	242	7550					
	23	62	1,36	279	7550	İRSAM İRSFM	82 / 90 S 4a	599	38	
	26	53	1,85	269	7550			600	40	
	35	40	2,34	201	7550					
	46	30	3,45	162	7550					
	53	26,5	2,67	151	7550					
	70	20	3,29	116	7550					
	93	15	5,02	91	7550					
	140	10	5,12	63	7550					
	187	7,5	7,35	48	7550					





P ₁	n ₂	i	S _f	M ₂	F _{Q10}		Tip		
GÜÇ	Çıkış Devri	Tahvil	Servis Faktörü	Çıkış Momenti	Rad. Yük		Type		
Power	Output Speeds	Ratio	Service Factor	Output Torque	Over Loads		Typ		
Leistung	Abtriebswelle Drehzahlen	Übersetzung	Betriebsfaktor	Abtriebswelle Drehmomente	Querkräfte				
[kW] Hp	[r.p.m]			[Nm]	[N]				kg
1,1 1,5	28	50	1,02	242	4950				
	36	39	1,41	198	4950				
	46	30	1,68	153	4950	İRSAM İRSFM	65 / C80 M 4b	597	26
	56	25	1,45	142	4950			598	28
	71	19,5	2,05	114	4950				
	93	15	2,39	87	4950				
	143	9,75	2,97	62	4950				
	187	7,5	3,73	47	4950				
	48	29	1,02	148	2870				
	56	25	0,95	136	2870	İRSAM İRSFM	52 / C80 M 4b	595	19
	74	19	1,10	109	2870			596	20
	97	14,5	1,48	84	2870				
	147	9,5	1,61	59	2870				
	193	7,25	2,17	45	2870				
1,5 2	6,5	106	1,14	866	19550	İRSAM İRSFM	127 / 112 M 8a	603	100
	8,5	83	1,55	969	19550			604	104
	10,5	65	2,02	757	19550				
	13,5	52	1,97	724	19550				
	17,5	40	4,04	565	19550				
	8,5	106	1,34	889	19550	İRSAM İRSFM	127 / 100 L 6a	603	91
	11	83	1,81	740	19550			604	95
	14	65	2,33	611	19550				
	17	52	3,48	572	19550				
	11	82	1,02	732	11250	İRSAM İRSFM	102 / 100 L 6a	601	61
	14	63	1,37	561	11250			602	65
	18	50	1,98	533	11250				
	23	40	2,62	439	11250				
	30	30	3,51	334	11250				
36	25	2,86	310	11250					
45	20	3,82	251	11250					
23	62	1,14	380	7100	İRSAM İRSFM	82 / 90 L 4a	599	40	
26	53	1,36	369	7100			600	42	
35	40	1,72	274	7100					
46	30	2,53	224	7100					
53	26,5	1,95	234	7100					
70	20	2,41	149	7100					
93	15	3,68	127	7100					
140	10	3,75	78	7100					
2,2 3	6	111	1,41	1900	25000	İRSAM İRSFM	162 / 132 S 8b	605	198
	8	87	1,89	1516	25000			606	221
	13	54	3,71	1119	25000				
	17	42	4,81	871	25000				
	8,5	106	0,90	1257	19100	İRSAM İRSFM	127 / 112 M 6a	603	100
	11	83	1,23	1085	19100			604	104
	14	65	1,59	896	19100				
	17	52	2,37	837	19100				
	23	40	3,19	653	19100				
	28	32	4,06	560	19100				



P ₁	n ₂	i	S _f	M ₂	F _{Q10}		Tip			
GÜÇ	Çıkış Devri	Tahvil	Servis Faktörü	Çıkış Momenti	Rad. Yük		Type			
Power	Output Speeds	Ratio	Service Factor	Output Torque	Over Loads		Typ			
Leistung	Abtriebswelle Drehzahlen	Übersetzung	Betriebsfaktor	Abtriebswelle Drehmomente	Querkräfte					
[kW] Hp	[r.p.m]			[Nm]	[N]				kg	
2,2 3	13	106	1,18	839	18740	İRSAM İRSFM	127 / 100 L 4a	603	88	
	17	83	1,57	772	18740			604	92	
	21	65	1,99	634	18740					
	27	52	3,05	561	18740					
	35	40	4,03	432	18740					
		17	82	0,90	738	10780	İRSAM İRSFM	102 / 100 L 4a	601	59
		22	63	1,19	586	10780			602	63
		28	50	1,76	518	10780				
		35	40	2,30	432	10780				
		46	30	3,02	333	10780				
		56	25	2,53	296	10780				
		70	20	3,35	243	10780				
		90	15	4,39	184	10780				
		140	10	4,90	128	10780				
		187	7,5	6,41	93	10780				
		26	53	0,92	541	6750	İRSAM İRSFM	82 / C90 L 4	599	43
		35	40	1,17	402	6750			600	45
		46	30	1,72	328	6750				
	53	26,5	1,33	343	6750					
	70	20	1,64	219	6750					
	93	15	2,51	186	6750					
	140	10	2,55	114	6750					
3 4	6	115	1,76	3525	28700	İRSAM İRSFM	201 / 132 M 8a	607	340	
	8	83	2,61	2555	28700			608	374	
	11	63	3,49	1840	28700					
		8	115	2,10	1680	28700	İRSAM İRSFM	201 / 132 S 6b	607	337
		11	83	3,08	1969	28700			608	369
		15	63	3,93	1438	28700				
		6	111	1,03	2594	24700	İRSAM İRSFM	162 / 132 M 8a	605	206
		8	87	1,38	2068	24700			606	229
		13	54	2,72	1526	24700				
		17	42	3,55	1187	24700				
		8	111	1,21	1980	24700	İRSAM İRSFM	162 / 132 S 6b	605	201
		10	87	1,59	1606	24700			606	224
		16	54	3,16	1204	24700				
		21	42	4,08	949	24700				
		30	30	5,75	706	24700				
		17	83	1,15	1070	18000	İRSAM İRSFM	127 / 100 L 4b	603	91
		22	65	1,46	728	18000			604	95
		27	52	2,24	766	18000				
		35	40	2,95	604	18000				
		44	32	3,71	498	18000				
		54	26	3,25	431	18000				
		70	20	4,29	335	18000				
		87	16	5,42	274	18000				
		108	13	4,76	228	18000				
	140	10	6,21	177	18000					



P ₁	n ₂	i	S _f	M ₂	F _{Q10}		Tip			
GÜÇ	Çıkış Devri	Tahvil	Servis Faktörü	Çıkış Momenti	Rad. Yük		Type			
Power	Output Speeds	Ratio	Service Factor	Output Torque	Over Loads		Typ			
Leistung	Abtriebswelle Drehzahlen	Übersetzung	Betriebsfaktor	Abtriebswelle Drehmomente	Querkräfte					
[kW] Hp	[r.p.m]			[Nm]	[N]				kg	
3 4	22	63	0,87	877	10100					
	28	50	1,29	705	10100					
	35	40	1,68	589	10100					
	46	30	2,21	455	10100	İRSAM İRSFM	102 / 100 L 4b	601	62	
	56	25	1,85	404	10100			602	66	
	70	20	2,45	331	10100					
	93	15	3,21	253	10100					
	140	10	2,59	175	10100					
187	7,5	4,70	128	10100						
4 5,5	6	115	1,34	3530	28460					
	8,5	83	1,99	2682	28460	İRSAM İRSFM	201 / 160 M 8a	607	399	
	11	63	2,65	2105	28460			608	431	
	13	55	3,46	2014	28460					
	18	40	5,10	1551	28460					
	8	115	1,58	2774	28460	İRSAM İRSFM	201 / 132 M 6a	607	344	
	11	83	2,31	2138	28460			608	376	
	15	63	3,04	1700	28460					
	17	55	4,02	1596	28460					
	23	40	5,87	1210	28460					
	6	111	0,78	3454	24550	İRSAM İRSFM	162 / 160 M 8a	605	263	
	8	87	1,04	2756	24550			606	286	
	13	54	2,04	2034	24550					
	17	42	2,66	1582	24550					
	23	30	3,80	1179	24550					
	8	111	0,90	2641	24550	İRSAM İRSFM	162 / 132 M 6a	605	209	
10	87	1,20	2143	24550	606			232		
17	54	2,37	1604	24550						
21	42	3,06	1266	24550						
30	30	3,83	942	24550						
43	21	4,42	723	24550						
17	83	0,86	1404	17600	İRSAM İRSFM	127 / 112 M 4b	603	100		
22	65	1,10	1152	17600			604	104		
27	52	1,68	1021	17600						
35	40	2,21	806	17600						
44	32	2,78	663	17600						
54	26	2,44	574	17600						
70	20	3,22	448	17600						
87	16	4,06	366	17600						
107	13	3,57	305	17600						
28	50	0,96	940	9850	İRSAM İRSFM	102 / C100 L 4	601	62		
35	40	1,26	785	9850			602	65		
46	30	1,65	607	9850						
56	25	1,38	539	9850						
70	20	1,84	441	9850						
93	15	2,40	337	9850						
140	10	2,69	233	9850						
187	7,5	3,52	171	9850						
5,5 7,5	8	115	1,15	3777	28100	İRSAM İRSFM	201 / 132 M 6b	607	351	
	11,5	83	1,68	2909	28100			608	383	
	15	63	2,22	2246	28100					



P ₁	n ₂	i	S _f	M ₂	F _{Q10}		Tip		
GÜÇ	Çıkış Devri	Tahvil	Servis Faktörü	Çıkış Momenti	Rad. Yük		Type		
Power	Output Speeds	Ratio	Service Factor	Output Torque	Over Loads		Typ		
Leistung	Abtriebswelle Drehzahlen	Übersetzung	Betriebsfaktor	Abtriebswelle Drehmomente	Querkräfte				
[kW] Hp	[r.p.m]			[Nm]	[N]				kg
5,5	17	55	2,93	2193	28100	İRSAM İRSFM	201 / 132 M 6b	607	351
	24	40	4,28	1647	28100			608	383
7,5	8	87	0,75	3790	24100	İRSAM İRSFM	162 / 160 M 8b	605	274
	13	54	1,49	2797	24100			606	297
	17	42	1,97	2176	24100				
	23	30	2,76	1621	24100				
	33	21	2,80	1191	24100				
10	10	87	0,87	2947	24100	İRSAM İRSFM	162 / 132 M 6b	605	216
	17	54	1,72	2205	24100			606	251
	21	42	2,22	1742	24100				
	30	30	3,14	1296	24100				
	43	21	3,21	980	24100				
	60	15	4,56	726	24100				
13	13	111	0,84	2583	24100	İRSAM İRSFM	162 / 132 S 4c	605	202
	16	87	1,04	2089	24100			606	227
	26	54	2,17	1500	24100				
	33	42	2,75	1181	24100				
	47	30	3,81	878	24100				
	52	27	3,16	830	24100				
	67	21	3,97	654	24100				
	93	15	5,54	478	24100				
	16	21	65	0,80	1584			17100	İRSAM İRSFM
27		52	1,23	1396	17100	604	106		
35		40	1,62	1100	17100				
44		32	2,03	903	17100				
54		26	1,78	781	17100				
70		20	2,35	608	17100				
88		16	2,97	492	17100				
108		13	2,61	414	17100				
142		10	3,44	318	17100				
7,5	13	52	3,56	3830	33000	İRSAM İRSFM	250 / 160 L 8a	609	634
	17,5	40	4,85	3029	33000			610	625
10	8	115	0,85	5070	27500	İRSAM İRSFM	201 / 160 M 6b	607	415
	11,5	83	1,24	3906	27500			608	447
	15	63	1,64	3105	27500				
	17,5	55	2,16	2916	27500				
	24	40	3,09	2209	27500				
13	13	54	1,09	3728	23790	İRSAM İRSFM	162 / 160 L 8a	605	305
	17	42	1,42	2967	23790			606	328
	23	30	2,03	1594	23790				
	27	27	1,58	2183	23790				
17	17	54	1,26	3009	23790	İRSAM İRSFM	162 / 160 M 6b	605	280
	21	42	1,63	2294	23790			606	303
	30	30	2,30	1682	23790				
	43	21	2,36	1300	23790				
	60	15	3,34	964	23790				



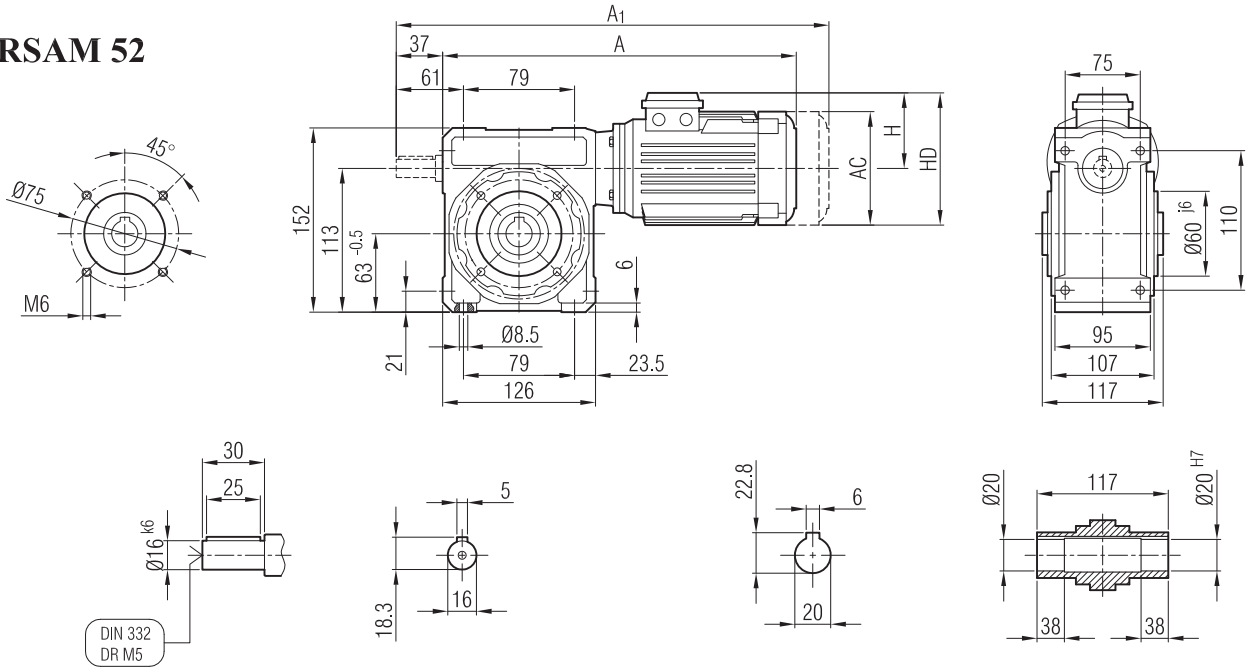
P ₁	n ₂	i	S _f	M ₂	F _{Q10}		Tip			
GÜÇ	Çıkış Devri	Tahvil	Servis Faktörü	Çıkış Momenti	Rad. Yük		Type			
Power	Output Speeds	Ratio	Service Factor	Output Torque	Over Loads		Typ			
Leistung	Abtriebswelle Drehzahlen	Übersetzung	Betriebsfaktor	Abtriebswelle Drehmomente	Querkräfte					
[kW] Hp	[r.p.m]			[Nm]	[N]				kg	
7,5 10	16	87	0,80	2849	23790	İRSAM İRSFM	162 / 132 M 4b	605	212	
	26	54	1,61	2002	23790			606	235	
	34	42	2,04	1579	23790					
	47	30	2,82	1172	23790					
	68	21	2,95	873	23790					
	95	15	4,10	638	23790					
		35	40	1,18	1515	16440	İRSAM İRSFM	127 / 132 M 4b	603	119
		45	32	1,48	1244	16440			604	123
		55	26	1,30	1077	16440				
		70	20	1,71	839	16440				
		90	16	2,16	688	16440				
		110	13	1,90	572	16440				
		140	10	2,50	444	16440				
		175	8	3,17	360	16440				
11 15	13	52	2,44	5618	33000	İRSAM İRSFM	250 / 180 L 8b	609	675	
	17,5	40	3,31	4441	33000			610	695	
		17	52	2,77	4492	33000	İRSAM İRSFM	250 / 160 L 6b	609	626
		22	40	3,73	3547	33000			610	646
		35	26	4,03	2910	33000				
		45	20	5,45	1962	33000				
		15	63	1,16	4578	25850	İRSAM İRSFM	201 / 160 L 6b	607	430
		17	55	1,47	4298	25850			608	462
		24	40	2,15	3258	25850				
		32	30	2,89	2509	25850				
		17	54	0,86	4413	23250	İRSAM İRSFM	162 / 160 L 6b	605	296
		21	42	1,11	3484	23250			606	319
		30	30	1,56	2592	23250				
		43	21	1,61	1962	23250				
		60	15	2,28	1453	23250				
		27	54	1,11	2894	23250	İRSAM İRSFM	162 / 160 M 4b	605	273
		35	42	1,40	2282	23250			606	296
		48	30	1,94	1696	23250				
		70	21	2,02	1263	23250				
		97	15	2,81	924	23250				
		138	10,5	2,98	654	23250				
		193	7,5	4,03	500	23250				
		35	40	0,80	2222	16000	İRSAM İRSFM	127 / C132 M 4	603	124
		45	32	1,00	1825	16000			604	132
	55	26	0,88	1580	16000					
	70	20	1,17	1230	16000					
	90	16	1,47	1009	16000					
	110	13	1,30	839	16000					
	140	10	1,70	651	16000					
	175	8	2,16	528	16000					
15 20	15	63	1,30	5539	32700	İRSAM İRSFM	250 / 180 L 6a	609	684	
	17	52	2,03	6126	32700			610	704	
	22	40	2,73	4838	32700					
	29	31	3,35	3850	32700					
	35	26	2,95	3435	32700					
	45	20	4,00	2673	32700					



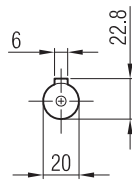
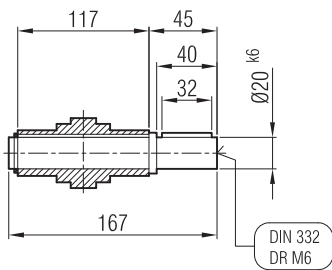
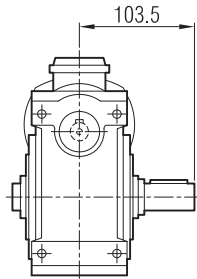
P ₁	n ₂	i	S _f	M ₂	F _{Q10}		Tip			
GÜÇ	Çıkış Devri	Tahvil	Servis Faktörü	Çıkış Momenti	Rad. Yük		Type			
Power	Output Speeds	Ratio	Service Factor	Output Torque	Over Loads		Typ			
Leistung	Abtriebswelle Drehzahlen	Übersetzung	Betriebsfaktor	Abtriebswelle Drehmomente	Querkräfte					
[kW] Hp	[r.p.m]			[Nm]	[N]				kg	
15 20	28	52	2,51	4007	32700	İRSAM İRSFM	250 / 160 L 4a		609 610	637 657
	36	40	3,33	3122	32700					
	47	31	4,01	2421	32700					
	56	26	3,64	2183	32700					
	73	20	4,87	1699	32700					
	94	15,5	5,82	1318	32700					
	145	10	7,08	879	32700					
	27	55	1,31	4050	25100					
	37	40	1,90	3063	25100					
	49	30	2,52	2327	25100					
	53	27,5	1,88	2244	25100					
	73	20	2,75	1669	25100					
	97	15	3,69	1266	25100					
	106	13,75	2,72	1188	25100					
146	10	4,01	874	25100						
195	7,5	5,37	655	25100						
18,5 25	28	52	2,04	4942	32450	İRSAM İRSFM	250 / 180 M 4b		609 610	657 677
	36	40	2,70	3849	32450					
	47	31	3,35	2985	32450					
	56	26	2,95	2566	32450					
	73	20	3,95	2096	32450					
	94	15,5	4,72	1625	32450					
	145	10	5,74	1084	32450					
	187	7,75	6,85	841	32450					
	27	55	1,06	4995	24650					
	37	40	1,54	3777	24650					
	49	30	2,04	2870	24650					
	53	27,5	1,52	2769	24650					
	73	20	2,23	2058	24650					
	97	15	2,99	1562	24650					
106	13,75	2,21	1465	24650						
146	10	3,25	1077	24650						
195	7,5	4,35	808	24650						
22 30	28	52	1,71	5877	32200	İRSAM İRSFM	250 / 180 L 4b		609 610	682 702
	36	40	2,27	4577	32200					
	47	31	2,73	3550	32200					
	72	20	2,73	2495	32200					
	94	15,5	3,97	1933	32200					
	145	10	4,83	1289	32200					
	187	7,75	5,76	1290	32200					
	35	42	0,83	3841	21200					
	48	30	1,15	2851	21200					
	70	21	1,20	2125	21200					
	97	15	1,67	1554	21200					
	138	10,5	1,71	1100	21200					
	193	7,5	2,39	840	21200					



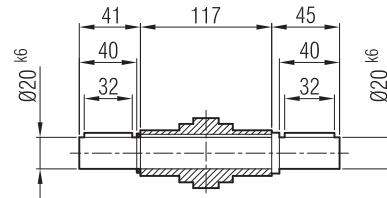
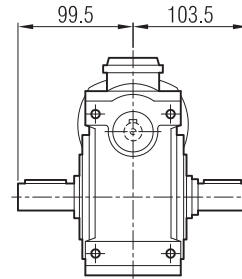
İRSAM 52



... -01



... -02



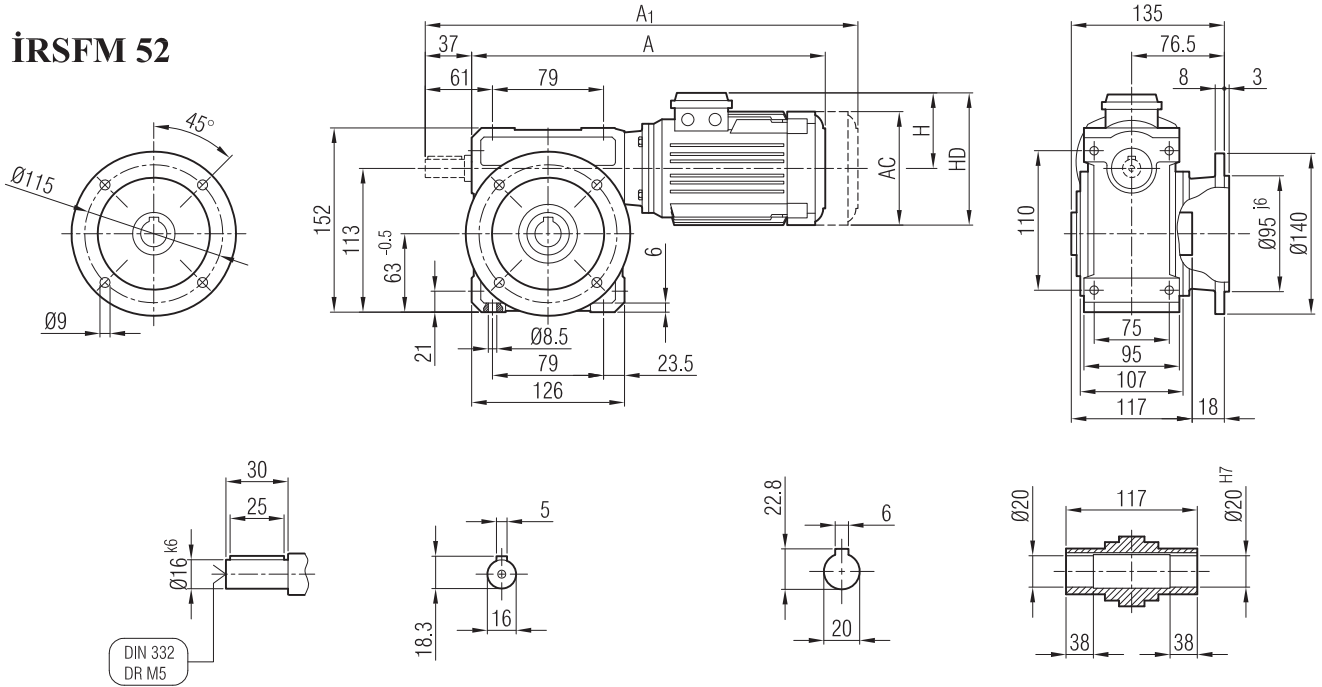
	56	63	71	80											
A			368	390											
A ₁			441	473											
H			111	118											
HD			182	198											
AC			138	158											

"A₁" Ölçüsü Frenli Motorlar içindir.
Dimension "A₁" is for motors with brake
Maß "A₁" ist für Motoren mit Bremse

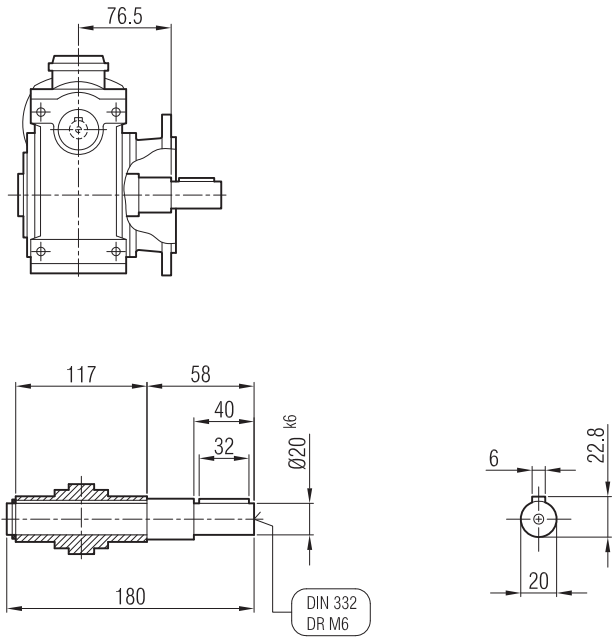




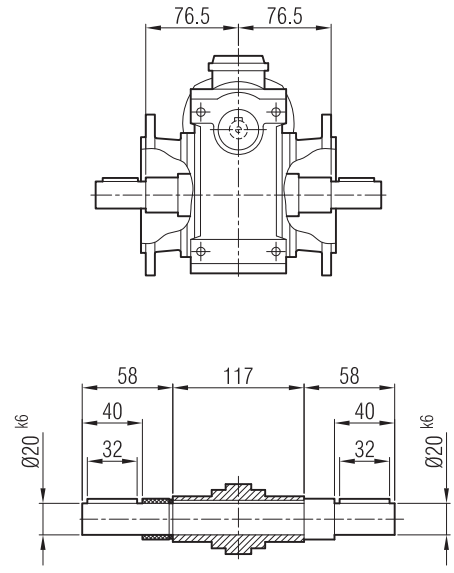
İRSFM 52



... -01



... -02



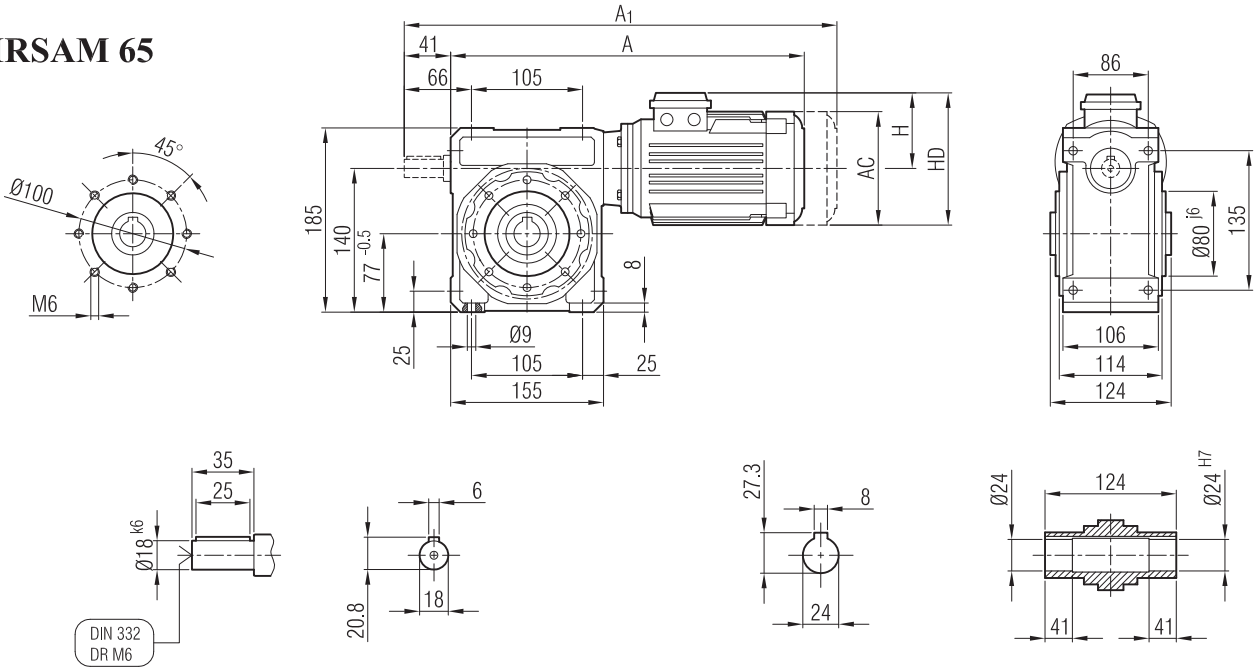
	56	63	71	80										
A			368	390										
A1			441	473										
H			111	118										
HD			182	198										
AC			138	158										

"A1" Ölçüsü Frenli Motorlar içindir.
Dimension "A1" is for motors with brake
Maß "A1" ist für Motoren mit Bremse

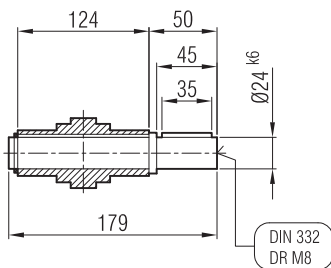
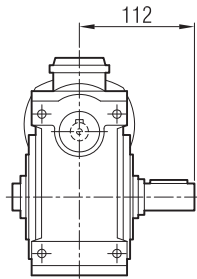




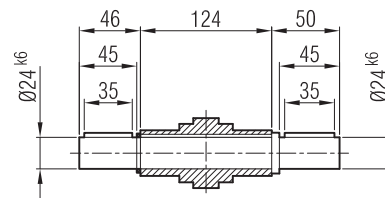
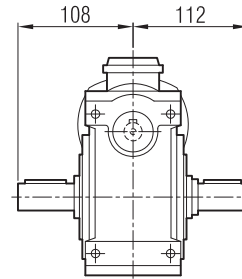
İRSAM 65



... -01



... -02



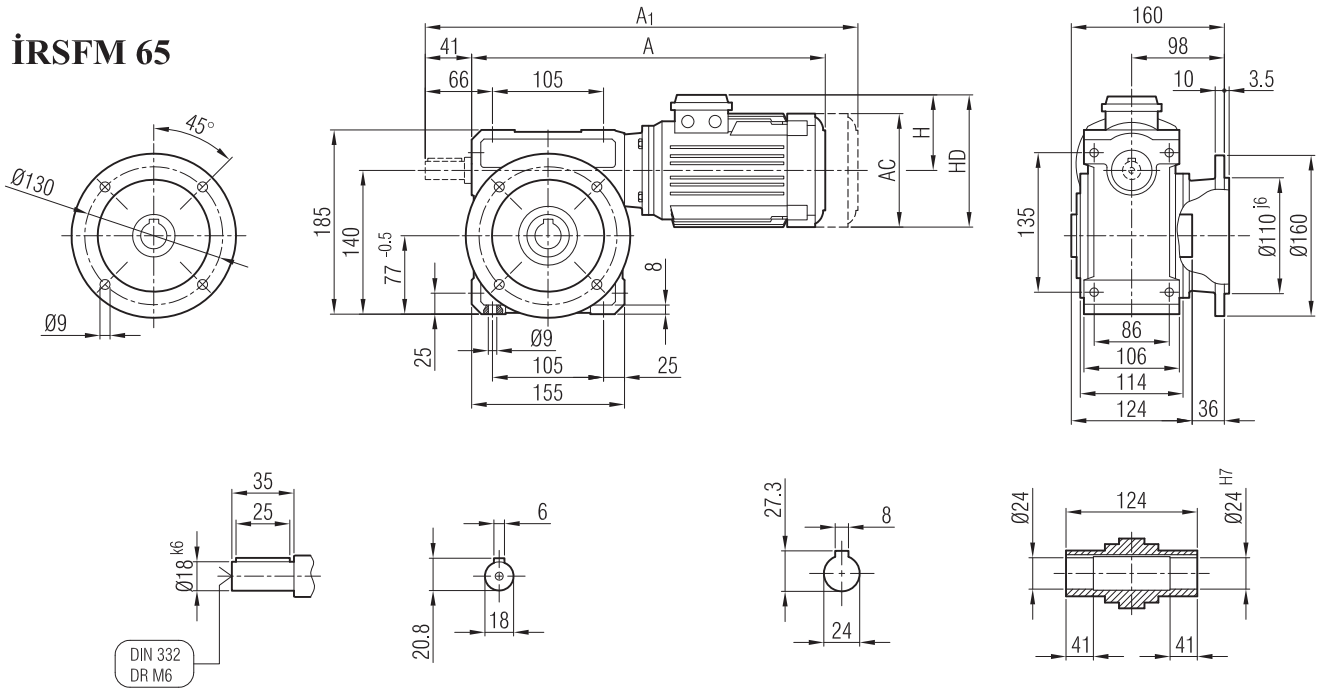
	56	63	71	80													
A				425													
A ₁				508													
H				118													
HD				198													
AC				158													

"A₁" Ölçüsü Frenli Motorlar içindir.
Dimension "A₁" is for motors with brake
Maß "A₁" ist für Motoren mit Bremse

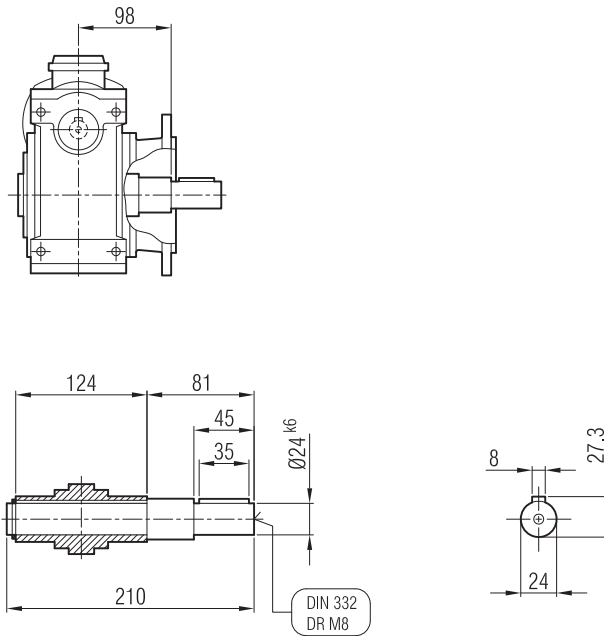




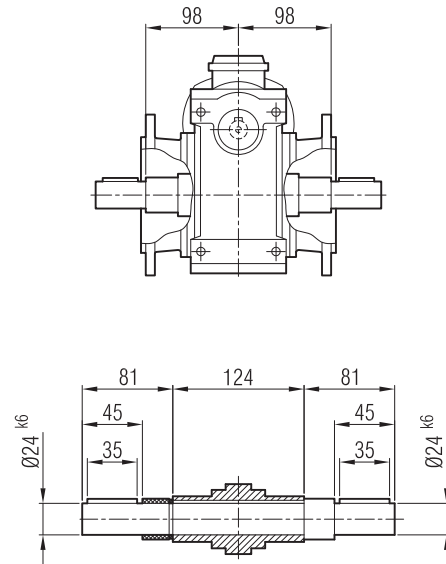
İRSFM 65



... -01



... -02



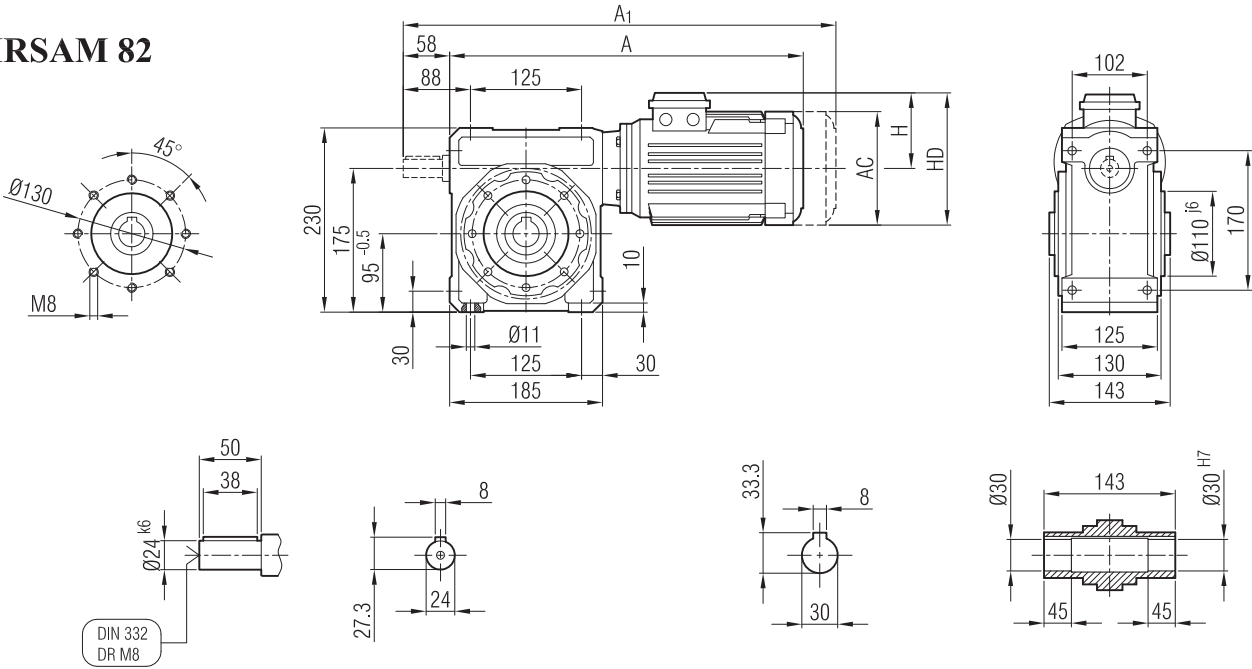
	56	63	71	80										
A				425										
A ₁				508										
H				118										
HD				198										
AC				158										

"A₁" Ölçüsü Frenli Motorlar içindir.
Dimension "A₁" is for motors with brake
Maß "A₁" ist für Motoren mit Bremse

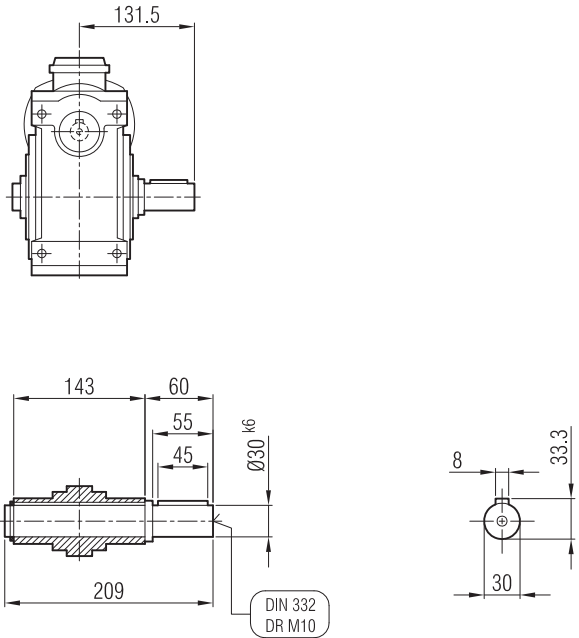




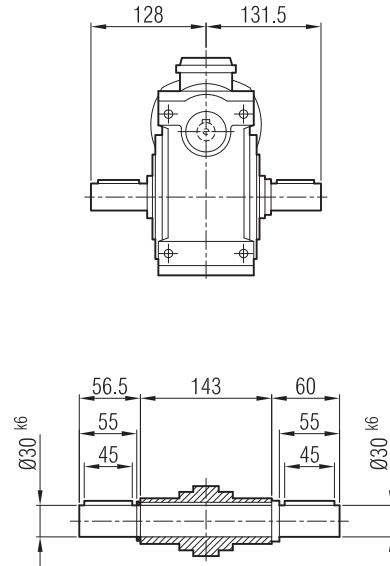
İRSAM 82



... -01



... -02



	56	63	71	80	90 S	90 L								
A				466	480	505								
A ₁				549	565	590								
H				118	132	132								
HD				198	222	222								
AC				158	193	193								

"A₁" Ölçüsü Frenli Motorlar içindir.

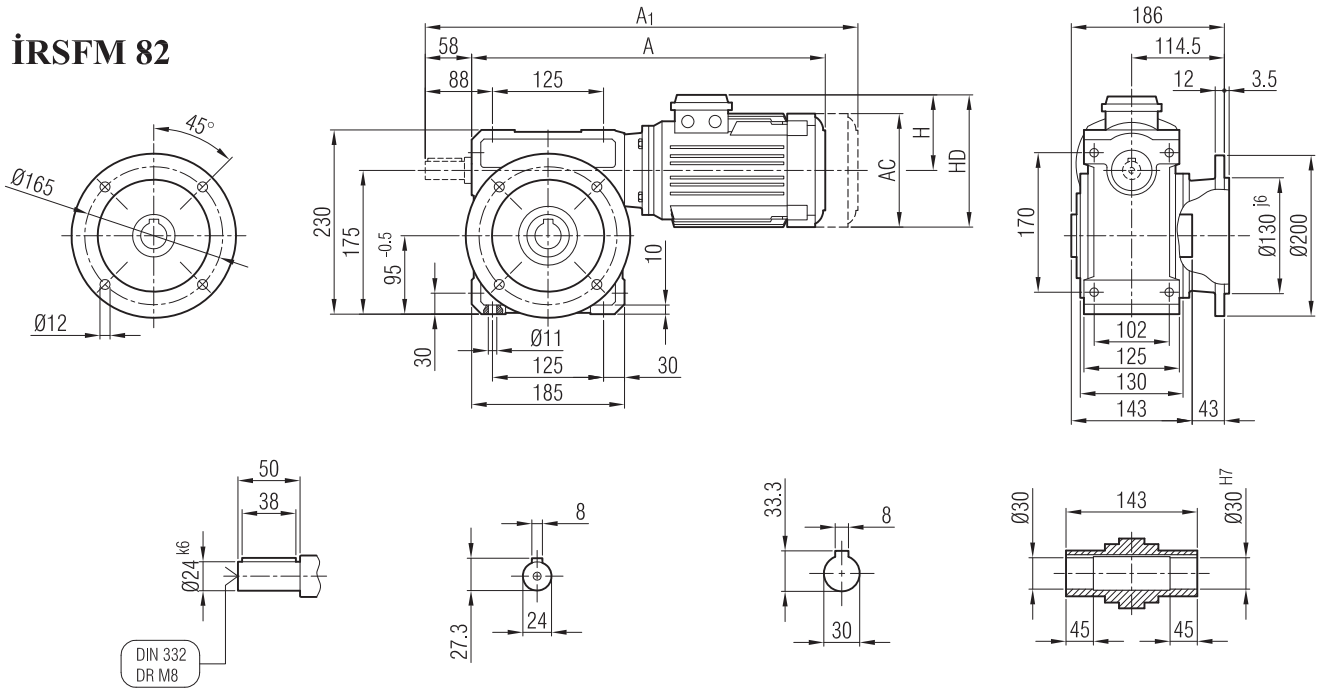
Dimension "A₁" is for motors with brake

Maß "A₁" ist für Motoren mit Bremse

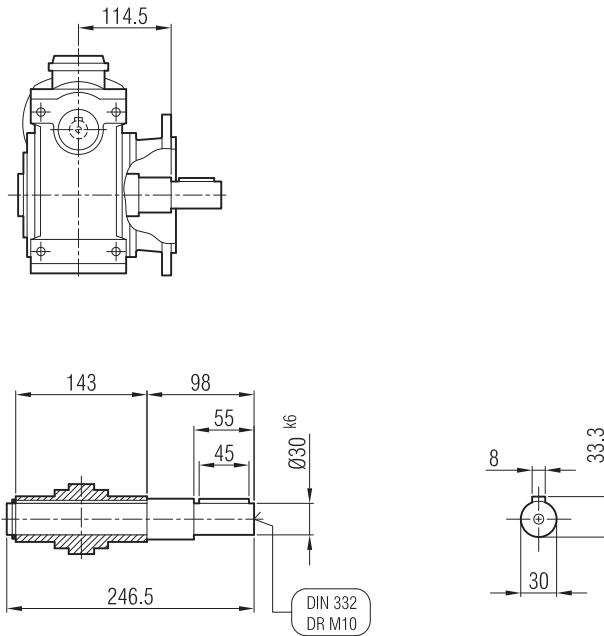




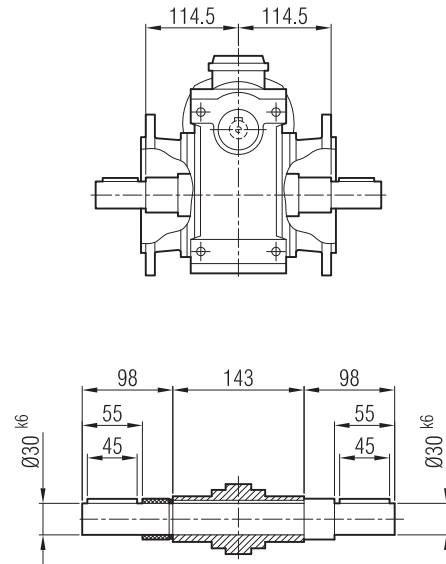
İRSFM 82



... -01



... -02



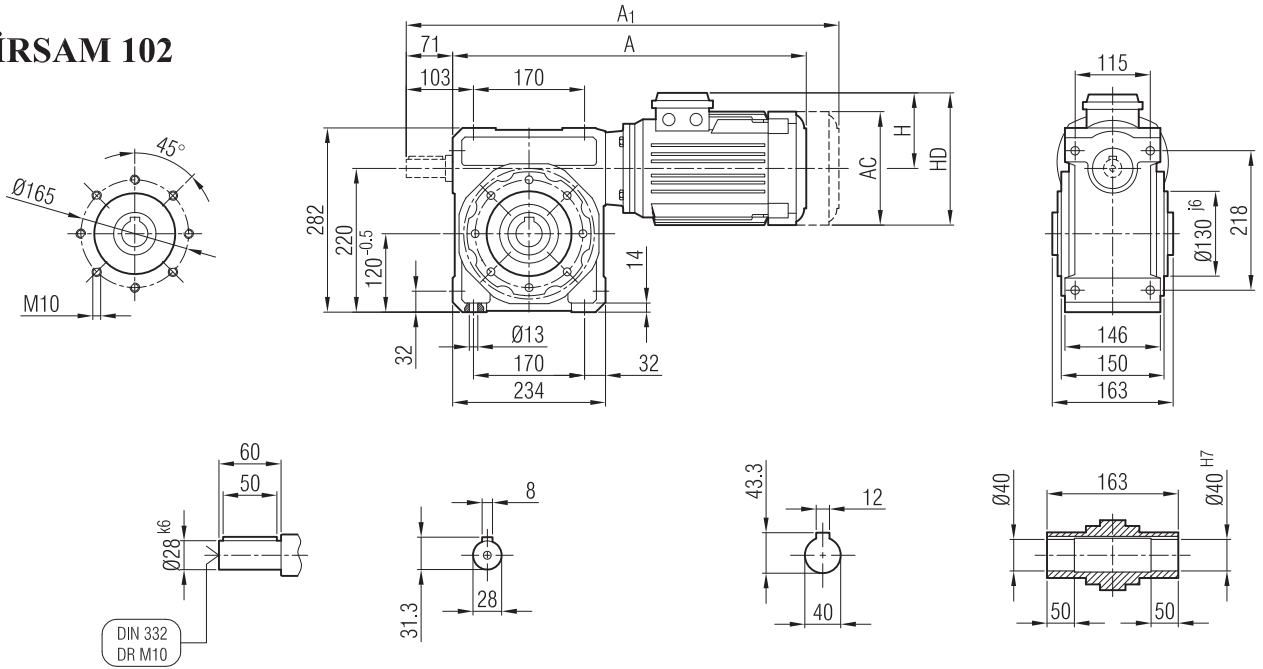
	56	63	71	80	90 S	90 L								
A				466	480	505								
A1				549	565	590								
H				118	132	132								
HD				198	222	222								
AC				158	193	193								

"A1" Ölçüsü Frenli Motorlar içindir.
Dimension "A1" is for motors with brake
Maß "A1" ist für Motoren mit Bremse

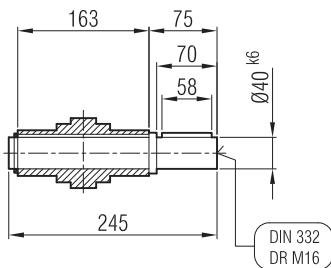
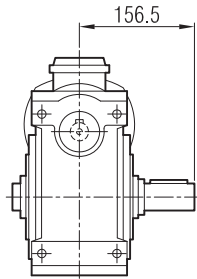




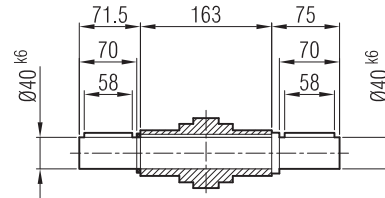
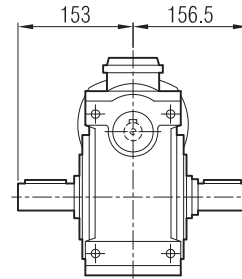
İRSAM 102



... -01



... -02



	56	63	71	80	90 S	90 L	100							
A						554	586							
A ₁						639	688							
H						132	141							
HD						222	241							
AC						193	217							

"A₁" Ölçüsü Frenli Motorlar içindir.

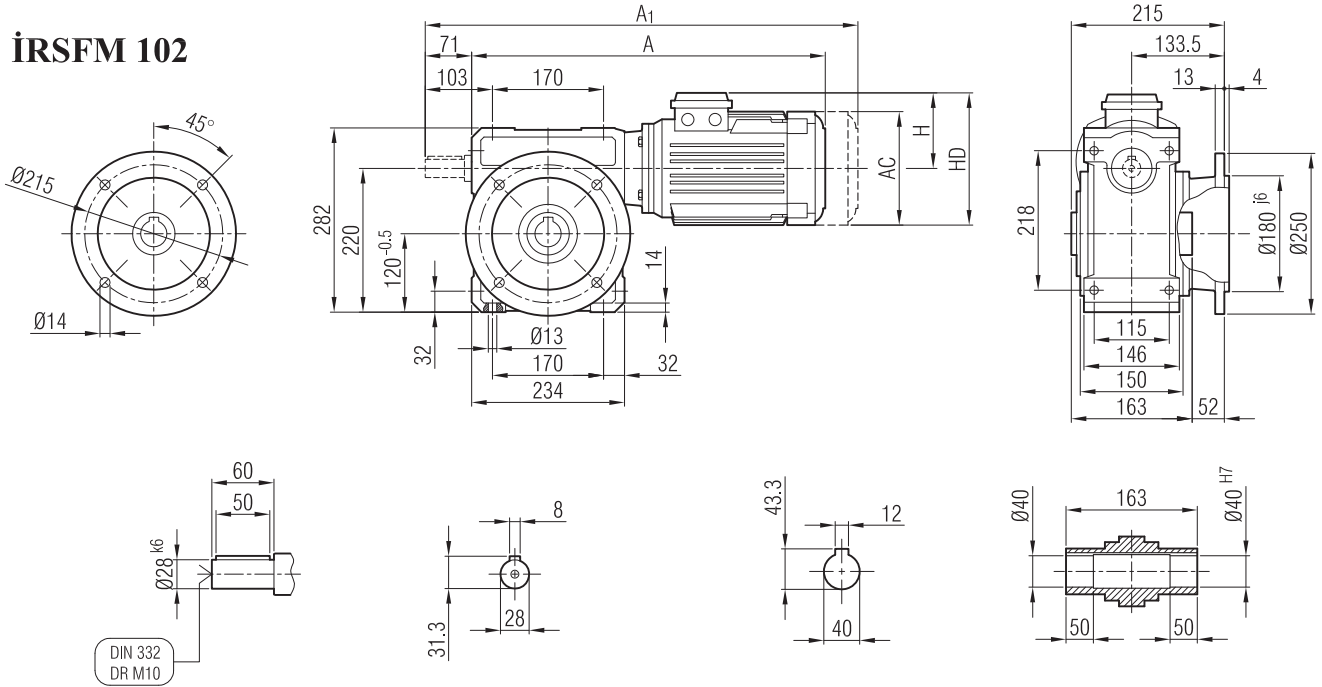
Dimension "A₁" is for motors with brake

Maß "A₁" ist für Motoren mit Bremse

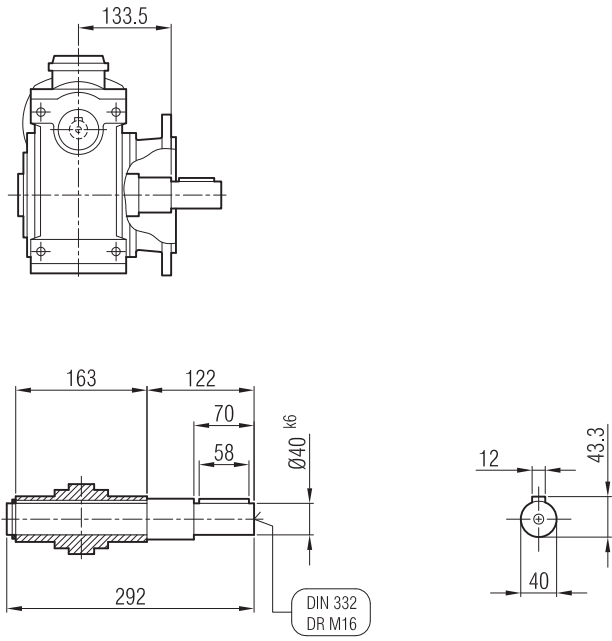




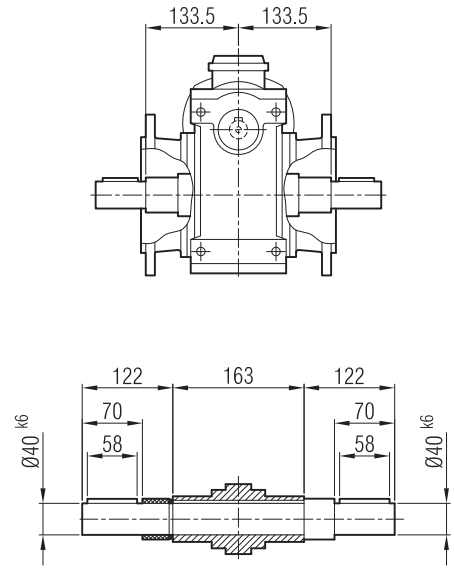
İRSFM 102



... -01



... -02



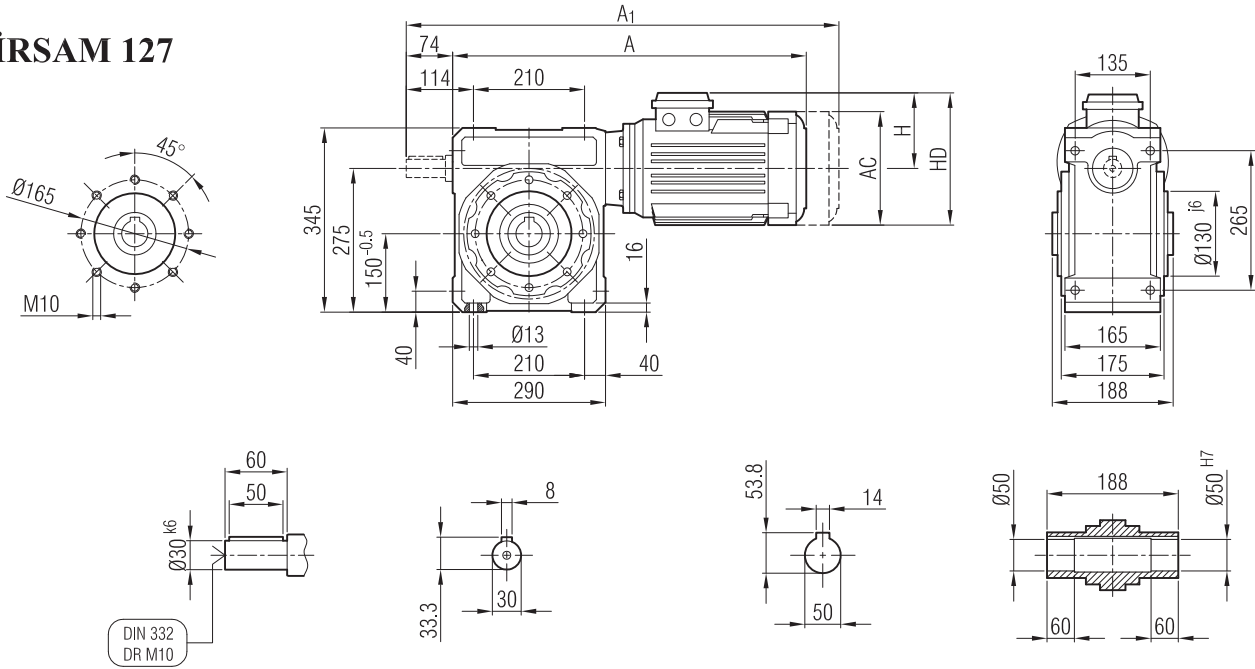
	56	63	71	80	90 S	90 L	100								
A						554	586								
A ₁						639	688								
H						132	141								
HD						222	241								
AC						193	217								

"A₁" Ölçüsü Frenli Motorlar içindir.
Dimension "A₁" is for motors with brake
Maß "A₁" ist für Motoren mit Bremse

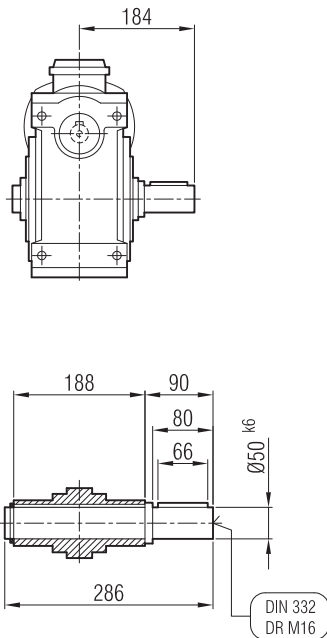




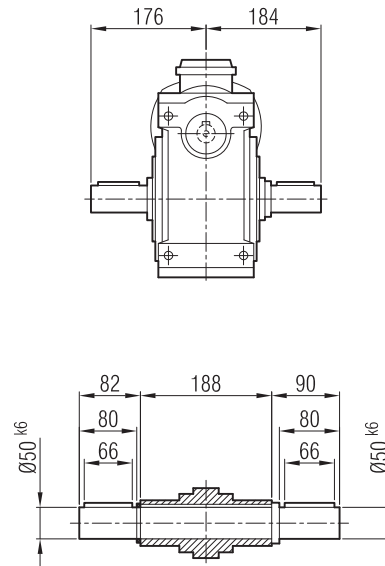
İRSAM 127



... -01



... -02



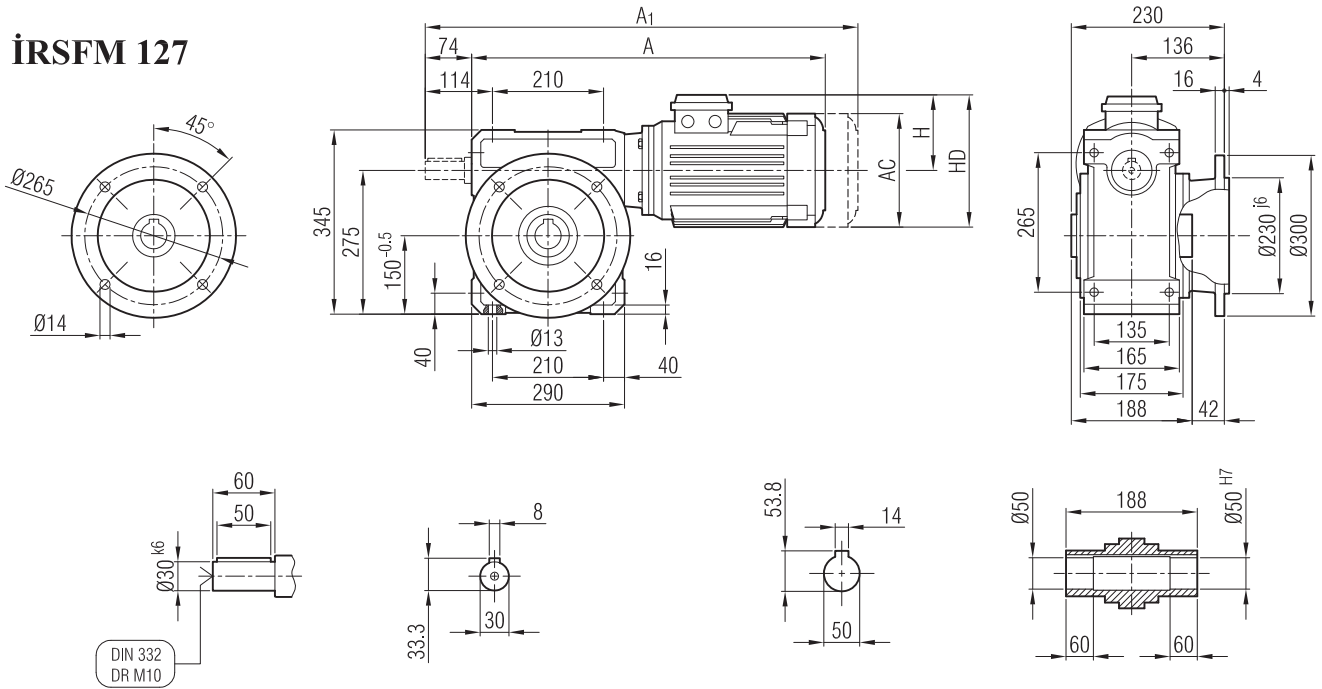
	56	63	71	80	90 S	90 L	100	112	132 S	132 M						
A							643	664	702	748						
A ₁							745	789	844	890						
H							141	149	182	182						
HD							241	261	314	314						
AC							217	232	279	279						

"A₁" Ölçüsü Frenli Motorlar içindir.
Dimension "A₁" is for motors with brake
Maß "A₁" ist für Motoren mit Bremse

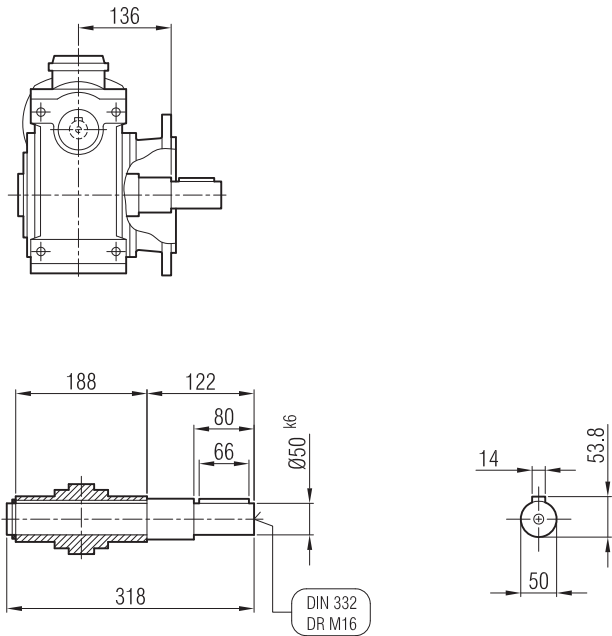




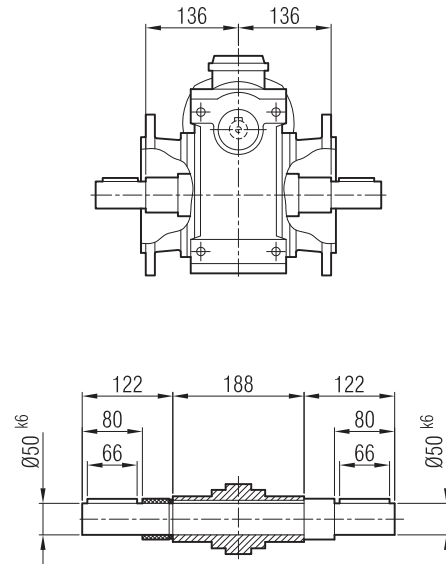
İRSFM 127



... -01



... -02



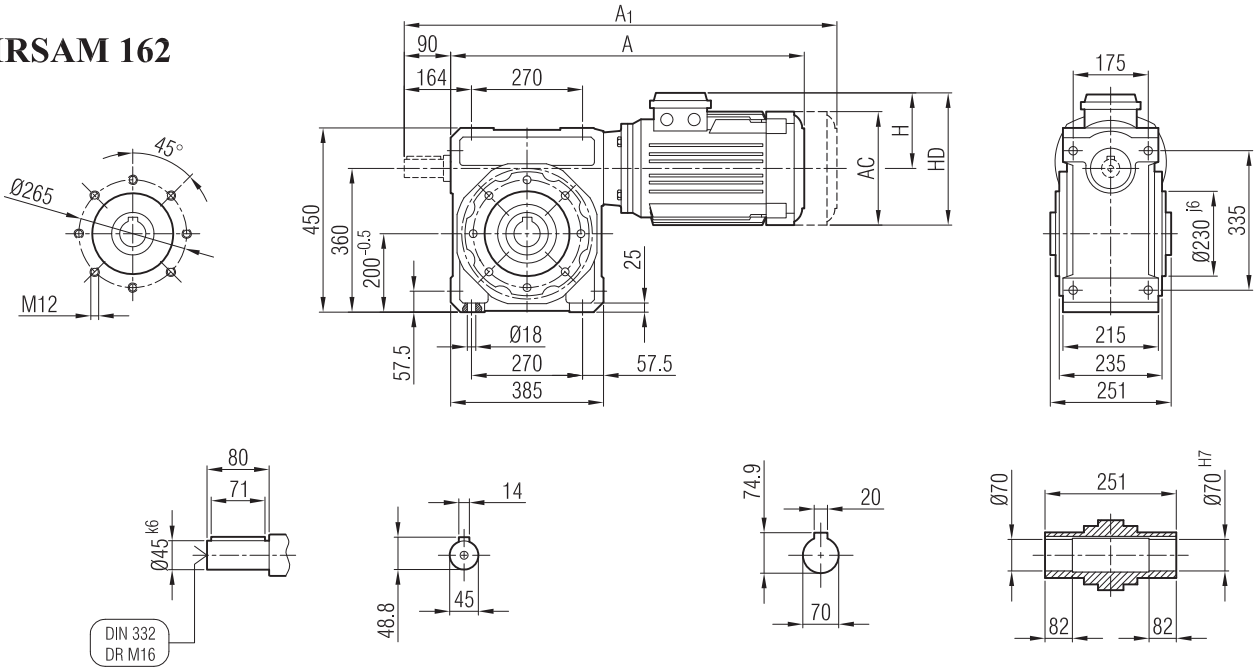
	56	63	71	80	90 S	90 L	100	112	132 S	132 M						
A							643	664	702	748						
A ₁							745	789	844	890						
H							141	149	182	182						
HD							241	261	314	314						
AC							217	232	279	279						

"A₁" Ölçüsü Frenli Motorlar içindir.
Dimension "A₁" is for motors with brake
Maß "A₁" ist für Motoren mit Bremse

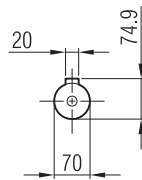
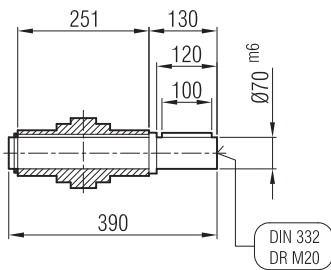
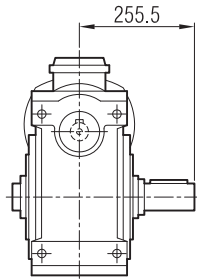




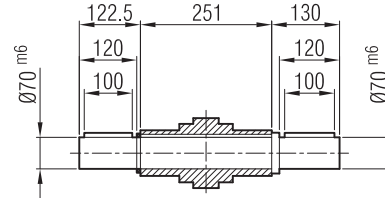
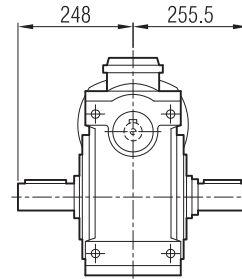
İRSAM 162



... -01



... -02



	56	63	71	80	90 S	90 L	100	112	132 S	132 M	160 M	160 L				
A									821	867	937	981				
A ₁									963	1009	1127	1171				
H									182	182	225	225				
HD									314	314	385	385				
AC									279	279	325	325				

"A₁" Ölçüsü Frenli Motorlar içindir.

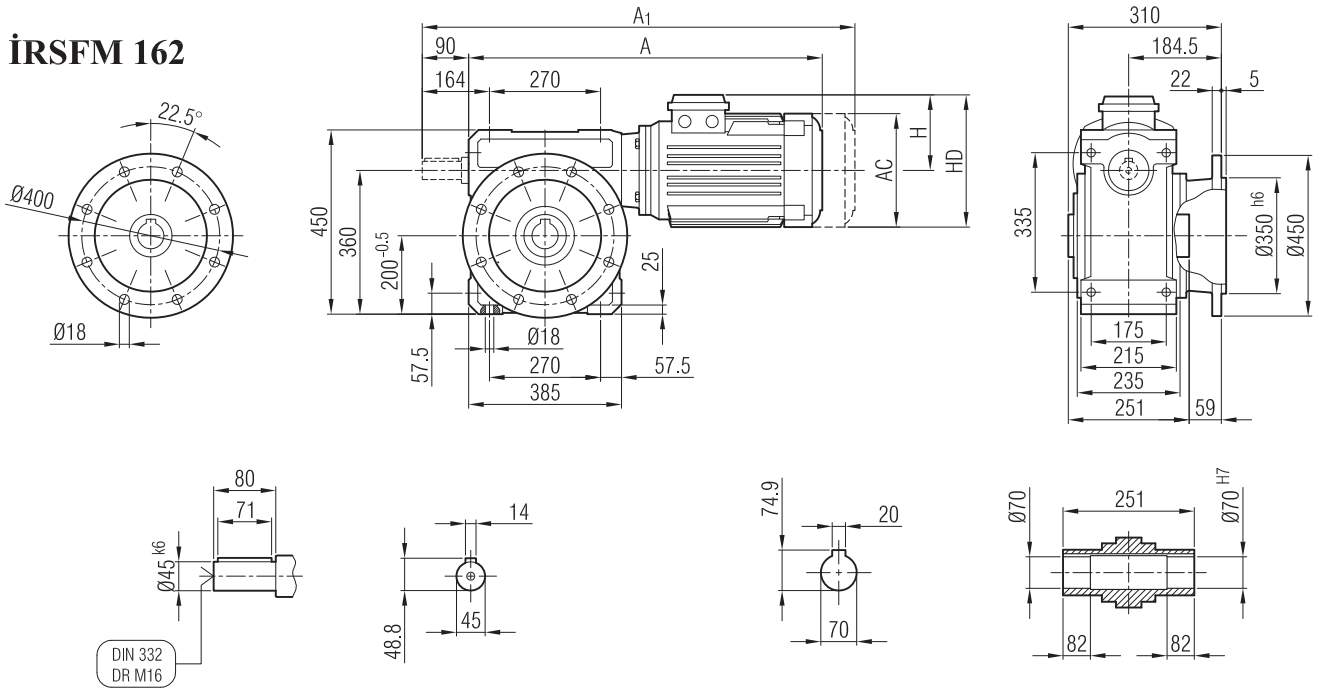
Dimension "A₁" is for motors with brake

Maß "A₁" ist für Motoren mit Bremse

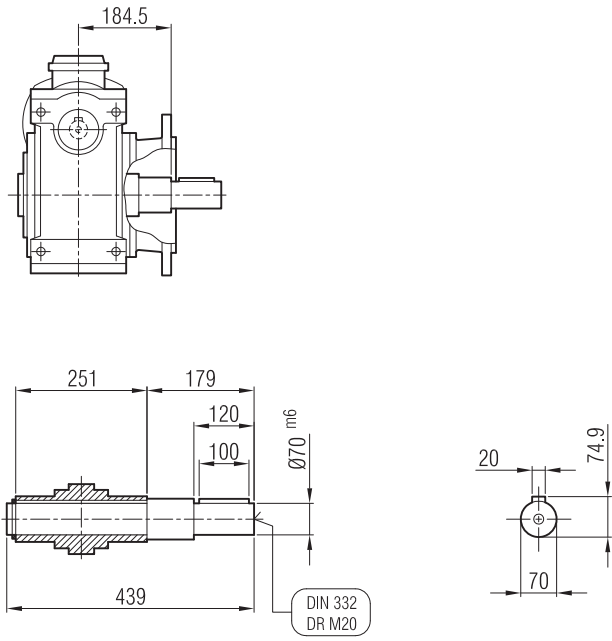




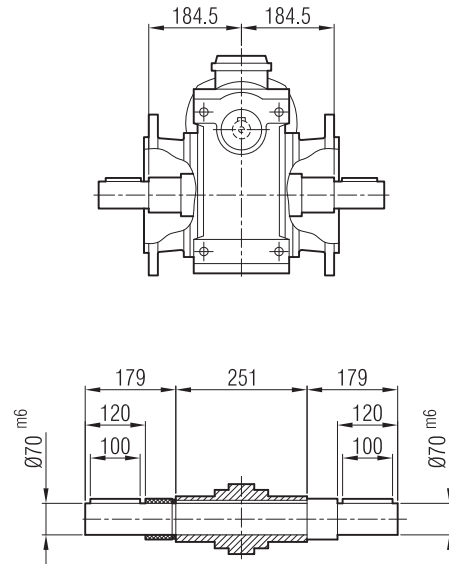
İRSFM 162



... -01



... -02



	56	63	71	80	90 S	90 L	100	112	132 S	132 M	160 M	160 L				
A									821	867	937	981				
A ₁									963	1009	1127	1171				
H									182	182	225	225				
HD									314	314	385	385				
AC									279	279	325	325				

"A₁" Ölçüsü Frenli Motorlar içindir.

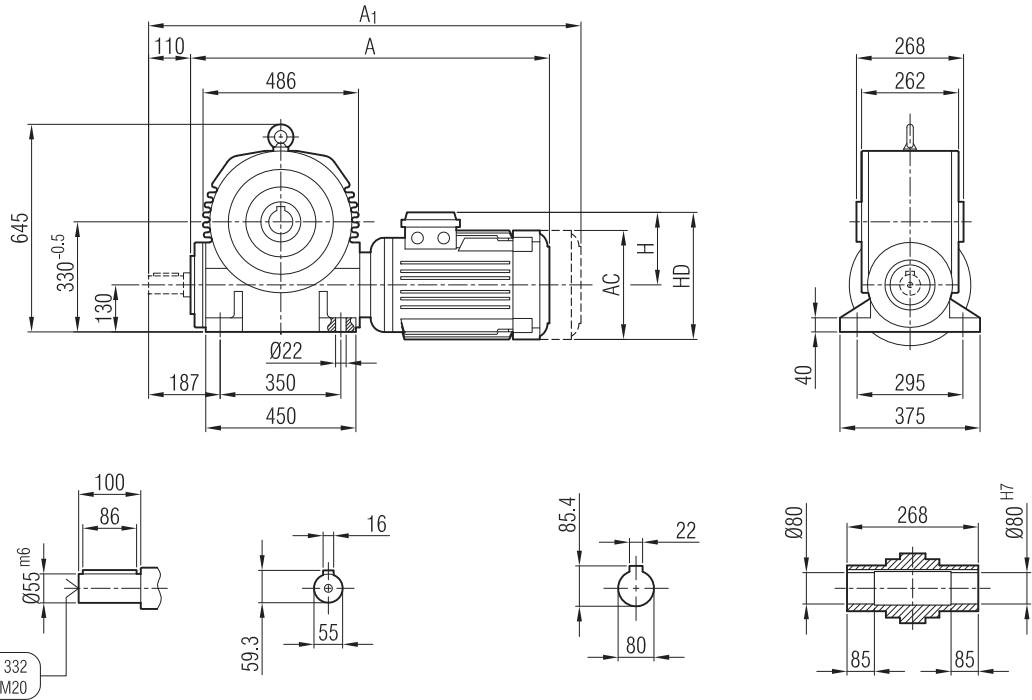
Dimension "A₁" is for motors with brake

Maß "A₁" ist für Motoren mit Bremse

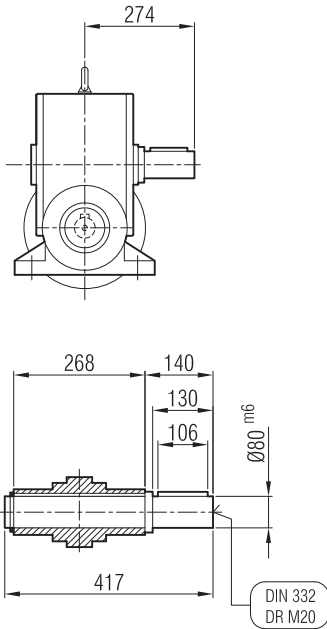




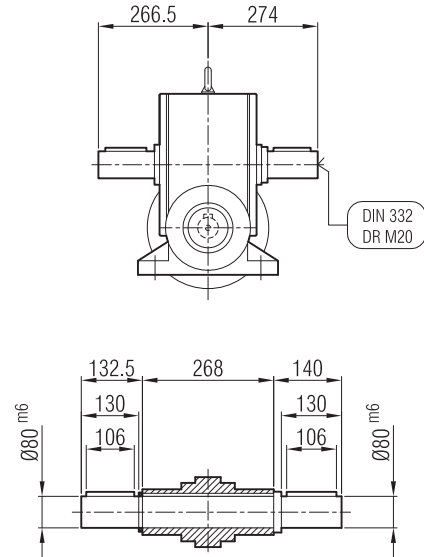
İRSAM 201



... -01



... -02



	56	63	71	80	90 S	90 L	100	112	132 S	132 M	160 M	160 L				
A									888	934	1002	1046				
A ₁									1030	1076	1192	1236				
H									182	182	225	225				
HD									314	314	385	385				
AC									279	279	325	325				

"A₁" Ölçüsü Frenli Motorlar içindir.

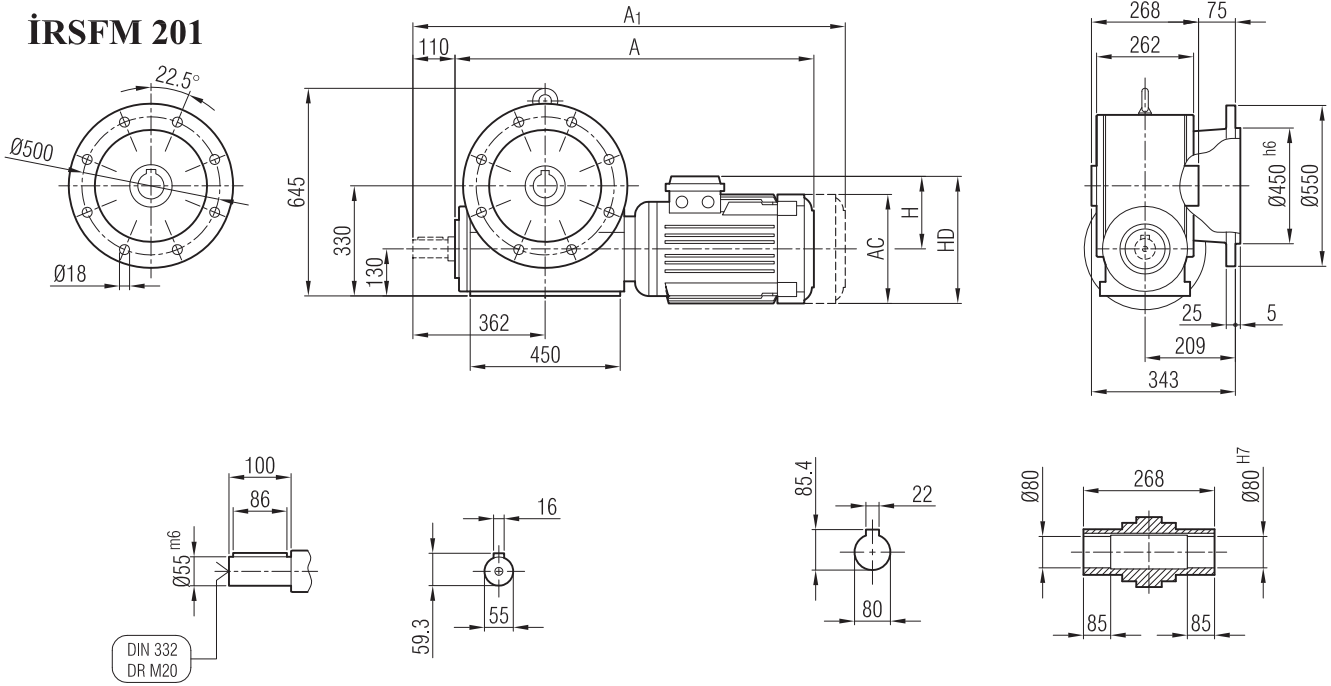
Dimension "A₁" is for motors with brake

Maß "A₁" ist für Motoren mit Bremse

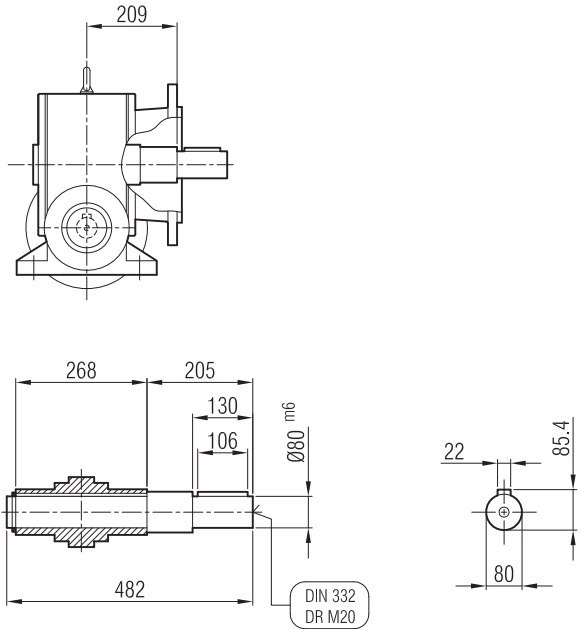




İRSFM 201



... -01



	56	63	71	80	90 S	90 L	100	112	132 S	132 M	160 M	160 L				
A									888	934	1002	1046				
A ₁									1030	1076	1192	1236				
H									182	182	225	225				
HD									314	314	385	385				
AC									279	279	325	325				

"A₁" Ölçüsü Frenli Motorlar içindir.

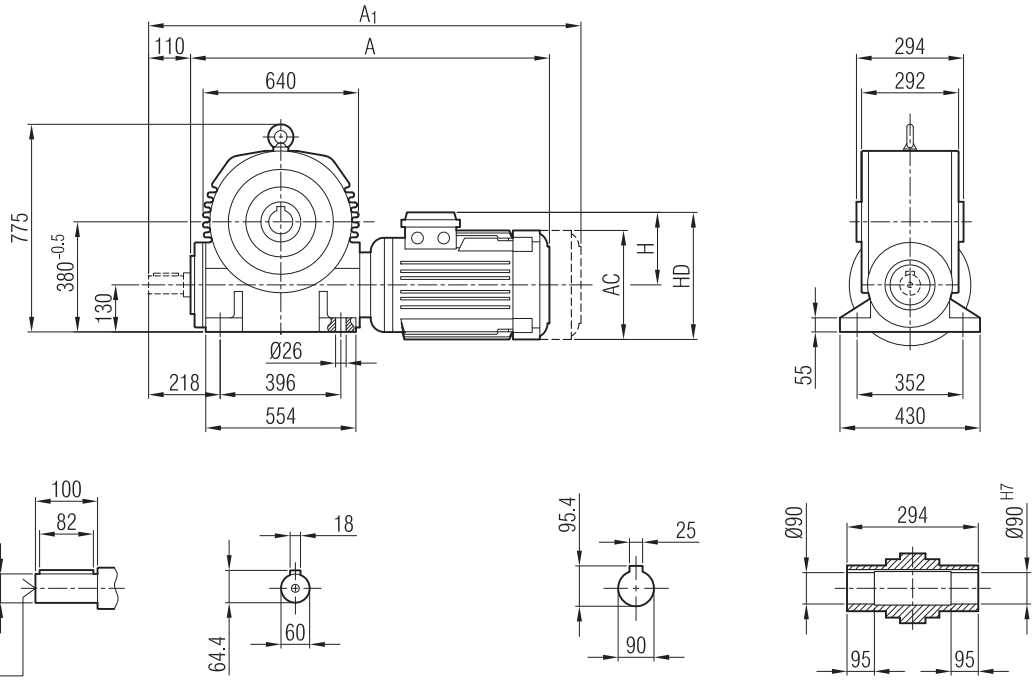
Dimension "A₁" is for motors with brake

Maß "A₁" ist für Motoren mit Bremse

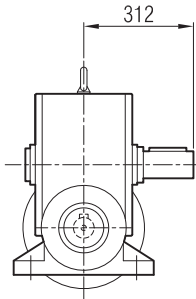




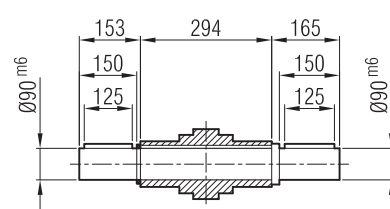
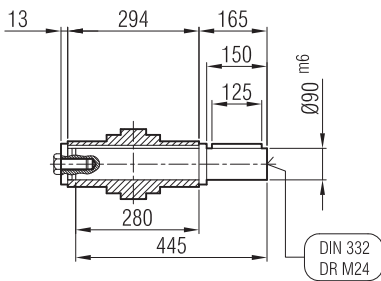
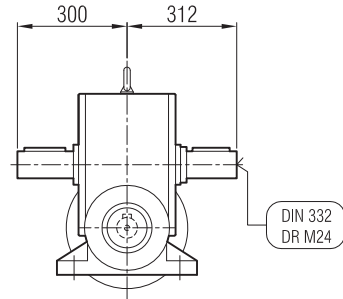
İRSAM 250



... -01



... -02



	56	63	71	80	90 S	90 L	100	112	132 S	132 M	160 M	160 L	180 M	180 L			
A												1122	1134	1171			
A ₁												1312	1324	1366			
H												225	248	248			
HD												385	428	428			
AC												325	370	370			

"A₁" Ölçüsü Frenli Motorlar içindir.

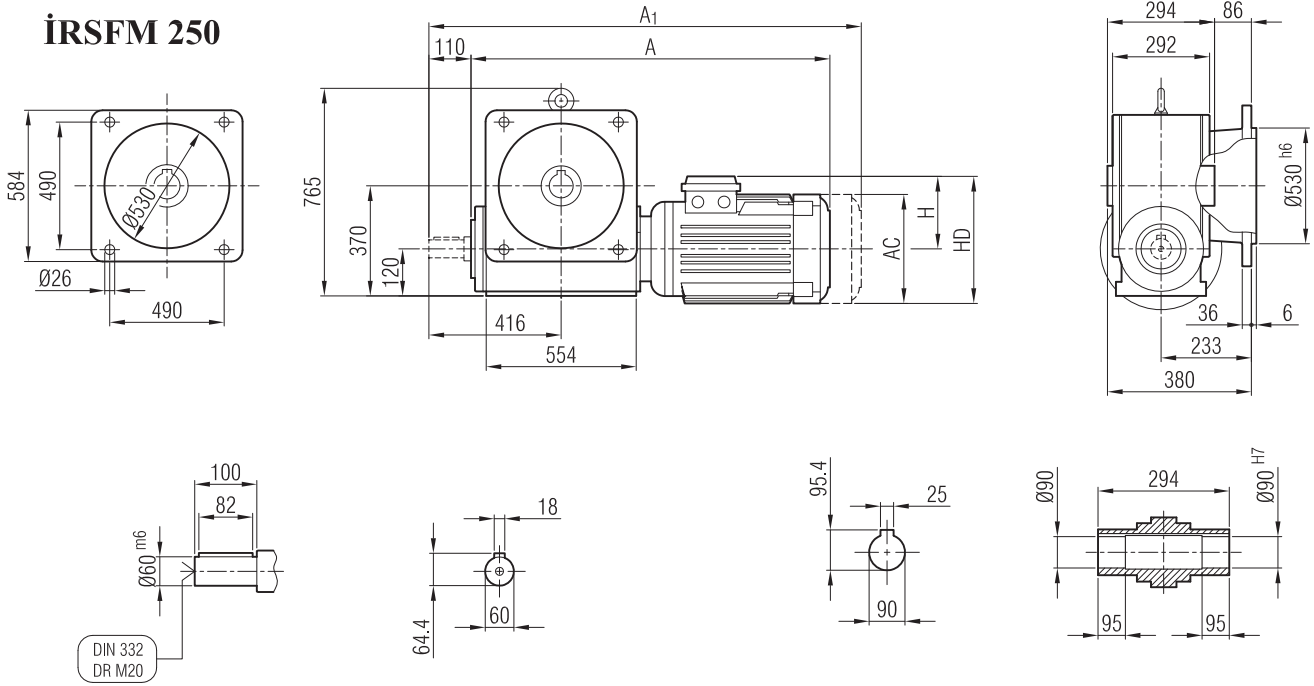
Dimension "A₁" is for motors with brake

Maß "A₁" ist für Motoren mit Bremse

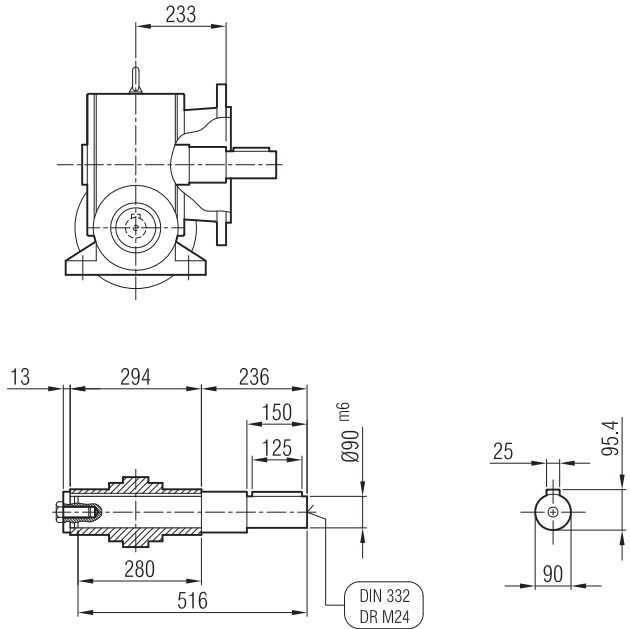




İRSFM 250



... -01




	56	63	71	80	90 S	90 L	100	112	132 S	132 M	160 M	160 L	180 M	180 L			
A												1122	1134	1171			
A ₁												1312	1324	1366			
H												225	248	248			
HD												385	428	428			
AC												325	370	370			

"A₁" Ölçüsü Frenli Motorlar içindir.

Dimension "A₁" is for motors with brake

Maß "A₁" ist für Motoren mit Bremse







İRSA ...



İRSF ...





İRSA ... - 01





İRSF ... - 01



n₁ = 1400 d/d
r.p.m



Servis Faktörü Service Factor Betriebsfaktor S _F = 1	P ₁ GÜÇ Power Leistung [kW]	n ₂ Çıkış Devri Output Speeds Abtriebswelle Drehzahlen [r.p.m]	İ Tahvil Ratio Übersetzung	η Verim Efficiency Wirkungsgrad [%]	M ₂ Çıkış Momenti Output Torque Abtriebswelle Drehmomente [Nm]	F _{Q1} Rad. Yük Over Loads Querkräfte [N]	F _{Q10} Rad. Yük Over Loads Querkräfte [N]	Tip Type Typ			kg
70-125 Nm	0,32	22	62	56	80	410	3400	İRSA İRSF	52	621	9
	0,53	28	50	58	106	410	3400				
	0,63	37	38	66	108	410	3400				
	0,85	48	29	68	115	410	3400				
	0,81	56	25	72	100	410	3400				
	0,95	74	19	77	95	410	3400				
	1,6	97	14,5	78	125	410	3400				
	1,3	147	9,5	84	74	410	3400				
	1,8	193	7,25	85	77	410	3400				
135-220 Nm	0,46	17	82	56	147	540	4900	İRSA İRSF	65	623	14
	0,58	22	62	54	137	540	4900				
	0,85	28	50	65	190	540	4900				
	1,2	36	39	68	217	540	4900				
	1,4	47	30	68	198	540	4900				
	1,2	56	25	76	160	540	4900				
	1,7	72	19,5	78	184	540	4900				
	1,9	93	15	78	157	540	4900				
	2,9	144	9,75	85	164	540	4900				
3,1	187	7,5	85	136	540	4900					
250-390 Nm	1,2	23	62	60	296	850	6900	İRSA İRSF	82	625	24
	1,5	26	53	68	390	850	6900				
	2	35	40	67	368	850	6900				
	2,9	47	30	72	437	850	6900				
	2,3	53	26,5	76	315	850	6900				
	2,8	70	20	78	300	850	6900				
	4,3	93	15	81	357	850	6900				
	4,4	140	10	85	254	850	6900				
	6,2	187	7,5	86	273	850	6900				
490-780 Nm	1,5	17	82	60	519	1450	10000	İRSA İRSF	102	627	39
	2	22	63	62	545	1450	10000				
	3	28	50	69	711	1450	10000				
	3,9	25	40	72	776	1450	10000				
	5,1	46	30	74	785	1450	10000				
	4,3	56	25	79	586	1450	10000				
	5,7	70	20	81	636	1450	10000				
	7,3	90	15	82	631	1450	10000				
	8,4	140	10	86	492	1450	10000				
11	187	7,5	87	489	1450	10000					
800-1400 Nm	2,7	17	83	62	946	2300	17000	İRSA İRSF	127	629	69
	2,9	22	65	65	830	2300	17000				
	5,2	27	52	72	1342	2300	17000				
	6,9	35	40	74	1394	2300	17000				
	8,7	44	32	76	1440	2300	17000				
	7,6	54	26	81	1093	2300	17000				
	10	70	20	82	1125	2300	17000				
	12,6	87	16	84	1161	2300	17000				
	11,1	108	13	86	849	2300	17000				
14,4	140	10	87	859	2300	17000					
1500-2600 Nm	3,7	13	111	62	1696	2900	21500	İRSA İRSF	162	631	163
	4,4	16	87	64	1697	2900	21500				
	9,3	26	54	74	2541	2900	21500				


n₁ = 1400 d/d
r.p.m



Servis Faktörü Service Factor Betriebsfaktor S _f = 1	P ₁ GÜÇ Power Leistung [kW]	n ₂ Çıkış Devri Output Speeds Abtriebswelle Drehzahlen [r.p.m]	İ Tahvil Ratio Übersetzung	η Verim Efficiency Wirkungsgrad [%]	M ₂ Çıkış Momenti Output Torque Abtriebswelle Drehmomente [Nm]	F _{Q1} Rad. Yük Over Loads Querkräfte [N]	F _{Q10} Rad. Yük Over Loads Querkräfte [N]	Tip Type Typ			kg
1500-2600 Nm	11,6	33	42	75	2537	2900	21500	İRSA İRSF	162	631	163
	16,5	47	30	78	2612	2900	21500				
	13,6	52	27	82	2049	2900	21500				
	17,1	67	21	83	2028	2900	21500				
	23,7	93	15	85	2069	2900	21500				
	25,7	133	10,5	83	1532	2900	21500				
	35,7	187	7,5	89	1623	2900	21500				
	631	186									
2600-4800 Nm	5,9	12	115	65	3077	3250	24750	İRSA İRSF	201	633	300
	8,9	17	83	68	3404	3250	24750				
	11,2	22	63	70	3425	3250	24750				
	14,8	25	55	75	4256	3250	24750				
	22,3	35	40	78	4754	3250	24750				
	29,9	47	30	79	4840	3250	24750				
	22	51	27,5	83	3431	3250	24750				
	32,2	70	20	85	3739	3250	24750				
	42,9	93	15	86	3793	3250	24750				
	31,8	102	13,75	88	2628	3250	24750				
	47	140	10	89	2855	3250	24750				
	63,1	187	7,5	89	2873	3250	24750				
633	332										
4600-8300 Nm	29,6	27	52	78	8191	3750	29000	İRSA İRSF	250	635	493
	38,7	35	40	79	8352	3750	29000				
	48,4	45	31	79	8130	3750	29000				
	42,9	54	26	85	6454	3750	29000				
	57,4	70	20	86	6744	3750	29000				
	68,2	90	15,5	86	6236	3750	29000				
	82,8	140	10	89	5034	3750	29000				
	99,2	181	7,75	89	4664	3750	29000				
635	513										



n₁ = 900 d/d
r.p.m



Servis Faktörü Service Factor Betriebsfaktor S _f = 1	P ₁ GÜÇ Power Leistung [kW]	n ₂ Çıkış Devri Output Speeds Abtriebswelle Drehzahlen [r.p.m]	İ Tahvil Ratio Übersetzung	η Verim Efficiency Wirkungsgrad [%]	M ₂ Çıkış Momenti Output Torque Abtriebswelle Drehmomente [Nm]	F _{Q1} Rad. Yük Over Loads Querkräfte [N]	F _{Q10} Rad. Yük Over Loads Querkräfte [N]	Tip Type Typ			kg
100-190 Nm	0,33	14,5	62	55	122	410	3700	İRSA İRSF	52	621	9
	0,53	18	50	60	170	410	3700				
	0,64	24	38	65	165	410	3700				
	0,85	31	29	66	174	410	3700				
	0,81	36	25	70	151	410	3700				
	0,94	47	19	76	146	410	3700				
	1,61	62	14,5	77	192	410	3700				
	1,32	92	9,5	83	114	410	3700				
	1,82	124	7,25	84	118	410	3700				
200-320 Nm	0,46	11	82	55	224	540	5420	İRSA İRSF	65	623	14
	0,59	14,5	62	51	201	540	5420				
	0,85	18	50	63	286	540	5420				
	1,2	23	39	66	327	540	5420				
	1,4	30	30	65	294	540	5420				
	1,2	36	25	75	246	540	5420				
	1,8	46	19,5	77	288	540	5420				
	1,9	60	15	76	238	540	5420				
	3,4	92	9,75	84	252	540	5420				
3,1	120	7,5	84	209	540	5420					
380-580 Nm	1,3	14,5	62	56	476	850	7060	İRSA İRSF	82	625	24
	1,6	17	53	66	589	850	7060				
	2	22,5	40	64	547	850	7060				
	2,9	30	30	69	651	850	7060				
	2,3	34	26,5	77	496	850	7060				
	2,8	45	20	78	467	850	7060				
	4,3	60	15	79	541	850	7060				
	4,4	90	10	83	386	850	7060				
	6,2	120	7,5	85	420	850	7060				
740-1150 Nm	1,5	11	82	56	754	1450	10540	İRSA İRSF	102	627	39
	2	14	63	56	766	1450	10540				
	3	18	50	67	1074	1450	10540				
	3,9	22,5	40	69	1156	1450	10540				
	5,1	30	30	70	1155	1450	10540				
	4,3	36	25	78	900	1450	10540				
	5,7	45	20	79	965	1450	10540				
	7,5	60	15	80	957	1450	10540				
	8,3	90	10	85	756	1450	10540				
11	120	7,5	85	743	1450	10540					
1150-2200 Nm	2,7	11	83	56	1329	2300	17850	İRSA İRSF	127	629	69
	2,9	14	65	59	1172	2300	17850				
	5,1	17	52	69	2000	2300	17850				
	6,9	22,5	40	72	2051	2300	17850				
	8,6	28	32	75	2210	2300	17850				
	7,6	35	26	79	1658	2300	17850				
	10	45	20	80	1707	2300	17850				
	12,6	56	16	81	1742	2300	17850				
	11	69	13	85	1305	2300	17850				
14,4	90	10	85	1305	2300	17850					
2300-3800 Nm	3,5	8	111	56	2383	2900	22200	İRSA İRSF	162	631	163
	4,3	10	87	58	2392	2900	22200				
	9,5	17	54	70	3739	2900	22200				


n₁ = 900 d/d
r.p.m

Servis Faktörü Service Factor Betriebsfaktor S _f = 1	P ₁	n ₂	İ	η	M ₂	F _{Q1}	F _{Q10}	Tip Type Typ	 	kg	
	GÜÇ Power Leistung	Çıkış Devri Output Speeds Abtriebswelle Drehzahlen	Tahvil Ratio Übersetzung	Verim Efficiency Wirkungsgrad	Çıkış Momenti Output Torque Abtriebswelle Drehmomente	Rad. Yük Over Loads Querkräfte	Rad. Yük Over Loads Querkräfte				
	[kW]	[r.p.m]		[%]	[Nm]	[N]	[N]				
2300-3800 Nm	11,5	21	42	71	3736	2900	22200	İRSA İRSF	162	631 632	163 186
	16,3	30	30	74	3855	2900	22200				
	13,4	33	27	80	3110	2900	22200				
	17,1	43	21	80	3040	2900	22200				
	23,7	60	15	83	3143	2900	22200				
	25,8	86	10,5	86	2469	2900	22200				
	35,6	120	7,5	87	2468	2900	22200				
4000-7200 Nm	6,1	8	115	59	4345	3250	25500	İRSA İRSF	201	633 634	300 332
	8,9	11	83	63	4905	3250	25500				
	11,1	14	63	66	5023	3250	25500				
	14,7	16	22	71	6267	3250	25500				
	22,3	22,5	40	74	7016	3250	25500				
	29,7	30	30	76	7198	3250	25500				
	22,2	33	27,5	80	5144	3250	25500				
	32,2	45	20	83	5679	3250	25500				
	43,1	60	15	84	5763	3250	25500				
	31,6	65	13,75	86	3995	3250	25500				
	46,9	90	10	87	4341	3250	25500				
63	120	7,5	88	4419	3250	25500					
7200-12500 Nm	29	17	52	74	12088	3750	29750	İRSA İRSF	250	635 636	493 513
	38,7	22,5	40	76	12498	3750	29750				
	48,5	29	31	78	12486	3750	29750				
	43,2	35	26	83	9803	3750	29750				
	57,4	45	20	84	10247	3750	29750				
	68,4	58	15,5	85	9588	3750	29750				
	82,8	90	10	88	7743	3750	29750				
	98,9	116	7,75	89	7255	3750	29750				





n₁ = 700 d/d
r.p.m

Servis Faktörü Service Factor Betriebsfaktor S _f = 1	P ₁ GÜÇ Power Leistung [kW]	n ₂ Çıkış Devri Output Speeds Abtriebswelle Drehzahlen [r.p.m]	İ Tahvil Ratio Übersetzung	η Verim Efficiency Wirkungsgrad [%]	M ₂ Çıkış Momenti Output Torque Abtriebswelle Drehmomente [Nm]	F _{Q1} Rad. Yük Over Loads Querkräfte [N]	F _{Q10} Rad. Yük Over Loads Querkräfte [N]	Tip Type Typ			kg
140-240 Nm	0,32	11	62	52	148	410	4050	İRSA İRSF	52	621	9
	0,53	14	50	55	201	410	4050				
	0,61	18	38	62	203	410	4050				
	0,85	24	29	65	220	410	4050				
	0,81	28	25	69	192	410	4050				
	0,95	37	19	75	185	410	4050				
	1,6	48	14,5	76	244	410	4050				
	1,3	74	9,5	82	145	410	4050				
	1,8	97	7,25	83	150	410	4050				
250-400 Nm	0,46	8,5	82	52	273	540	5750	İRSA İRSF	65	623	14
	0,58	11	62	50	254	540	5750				
	0,85	14	50	61	356	540	5750				
	1,2	18	39	65	415	540	5750				
	1,4	23	30	64	373	540	5750				
	1,2	28	25	74	311	540	5750				
	1,7	36	19,5	76	358	540	5750				
	1,9	46	15	75	302	540	5750				
	2,9	72	9,75	83	320	540	5750				
3,1	93	7,5	83	265	540	5750					
490-800 Nm	1,1	11	62	55	542	850	7800	İRSA İRSF	82	625	24
	1,5	13	53	65	746	850	7800				
	2	17,5	40	63	692	850	7800				
	2,9	23	30	68	825	850	7800				
	2,2	26	26,5	76	630	850	7800				
	2,8	35	20	75	577	850	7800				
	4,2	46	15	78	688	850	7800				
	4,3	70	10	82	490	850	7800				
	6,1	93	7,5	84	533	850	7800				
950-1450 Nm	1,5	8,5	82	55	952	1450	11600	İRSA İRSF	102	627	39
	2	11	63	57	1002	1450	11600				
	3	14	50	66	1360	1450	11600				
	3,9	17,5	40	68	1466	1450	11600				
	5,1	23	30	69	1464	1450	11600				
	4,3	28	25	77	1142	1450	11600				
	5,7	35	20	78	1225	1450	11600				
	7,5	47	15	79	1216	1450	11600				
	8,3	70	10	84	961	1450	11600				
10,9	93	7,5	85	955	1450	11600					
1450-2600 Nm	2,4	8,5	83	57	1586	2300	19000	İRSA İRSF	127	629	69
	2,9	11	65	57	1456	2300	19000				
	5,2	13,5	52	68	2535	2300	19000				
	6,9	17,5	40	69	2600	2300	19000				
	8,7	22	32	70	2652	2300	19000				
	7,6	27	26	78	2105	2300	19000				
	10	35	20	79	2168	2300	19000				
	12,7	44	16	80	2211	2300	19000				
	11,1	54	13	84	1658	2300	19000				
14,4	70	10	85	1679	2300	19000					
3100-4800 Nm	3,4	6	111	57	3118	2900	23500	İRSA İRSF	162	631	163
	4,4	8	87	58	3076	2900	23500				
	9,3	13	54	69	4738	2900	23500				





n₁ = 700 d/d
r.p.m

Servis Faktörü Service Factor Betriebsfaktor S _f = 1	P ₁ GÜÇ Power Leistung [kW]	n ₂ Çıkış Devri Output Speeds Abtriebswelle Drehzahlen [r.p.m]	İ Tahvil Ratio Übersetzung	η Verim Efficiency Wirkungsgrad [%]	M ₂ Çıkış Momenti Output Torque Abtriebswelle Drehmomente [Nm]	F _{Q1} Rad. Yük Over Loads Querkräfte [N]	F _{Q10} Rad. Yük Over Loads Querkräfte [N]	Tip Type Typ			kg
3100-4800 Nm	12	17	42	69	4668	2900	23500	İRSA İRSF	162	631	163
	16,1	23	30	72	4822	2900	23500				
	13,6	26	27	79	3948	2900	23500				
	16,8	33	21	79	3860	2900	23500				
	23,9	47	15	81	3943	2900	23500				
	25,8	67	10,5	84	3100	2900	23500				
	35,5	93	7,5	86	3136	2900	23500				
5000-9000 Nm	5,9	6	115	57	5396	3250	27300	İRSA İRSF	201	633	300
	8,9	8,5	83	60	6007	3250	27300				
	11,2	11	63	62	6067	3250	27300				
	15,4	13	55	68	7717	3250	27300				
	22,3	17,5	40	72	8777	3250	27300				
	29,3	23	30	74	9011	3250	27300				
	22	25,5	27,5	79	6531	3250	27300				
	32,2	35	20	81	7126	3250	27300				
	43,3	47	15	82	7233	3250	27300				
	31,8	51	13,75	85	5077	3250	27300				
	47	70	10	86	5517	3250	27300				
	62,8	93	7,5	87	5617	3250	27300				
9200-15600 Nm	29,6	13,5	52	72	15122	3750	31000	İRSA İRSF	250	635	493
	38,7	17,5	40	74	15646	3750	31000				
	48,4	22,5	31	76	15643	3750	31000				
	42,9	27	26	81	12300	3750	31000				
	57,4	35	20	82	12860	3750	31000				
	68,2	45	15,5	83	12037	3750	31000				
	82,8	70	10	87	9842	3750	31000				
	98,7	90	7,75	88	9223	3750	31000				



n₁ = 500 d/d
r.p.m

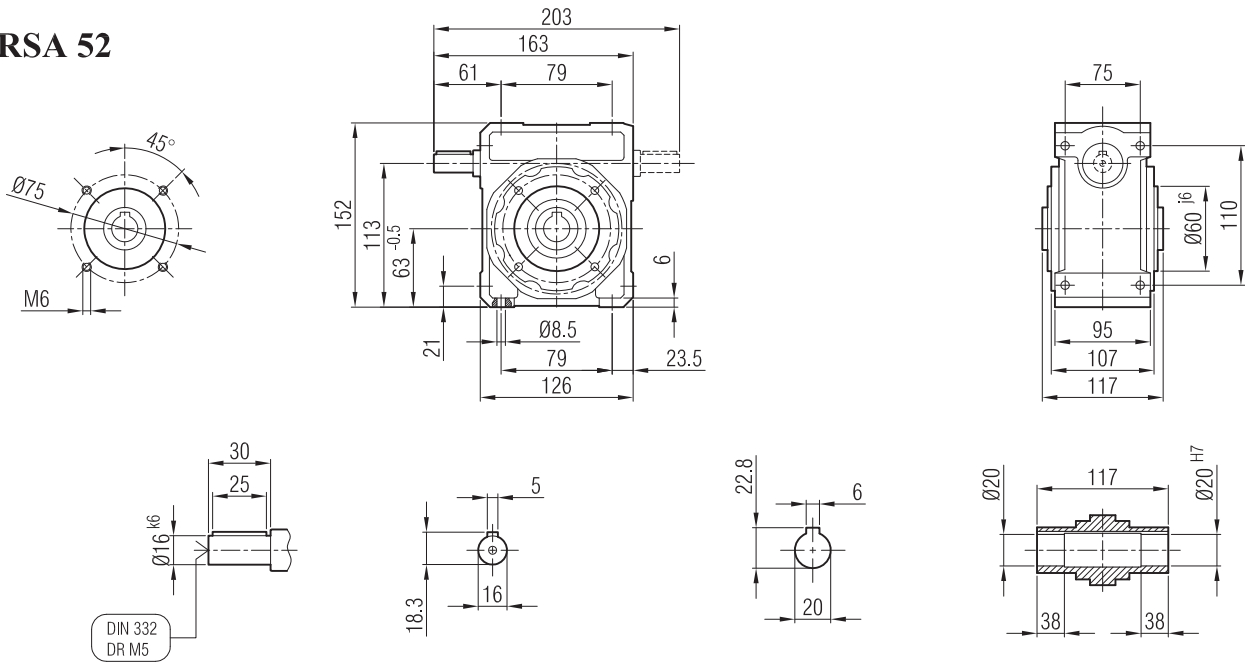
Servis Faktörü Service Factor Betriebsfaktor S _f = 1	P ₁ GÜÇ Power Leistung [kW]	n ₂ Çıkış Devri Output Speeds Abtriebswelle Drehzahlen [r.p.m]	İ Tahvil Ratio Übersetzung	η Verim Efficiency Wirkungsgrad [%]	M ₂ Çıkış Momenti Output Torque Abtriebswelle Drehmomente [Nm]	F _{Q1} Rad. Yük Over Loads Querkräfte [N]	F _{Q10} Rad. Yük Over Loads Querkräfte [N]	Tip Type Typ			kg
190-330 Nm	0,33	8	62	49	196	410	4400	İRSA İRSF	52	621	9
	0,53	10	50	51	261	410	4400				
	0,62	13	38	59	270	410	4400				
	0,84	17	29	62	294	410	4400				
	0,81	20	25	66	257	410	4400				
	0,94	26	19	72	249	410	4400				
	1,5	35	14,5	77	332	410	4400				
	1,3	53	9,5	81	200	410	4400				
	1,8	69	7,25	82	208	410	4400				
340-550 Nm	0,46	6	82	49	360	540	6250	İRSA İRSF	65	623	14
	0,59	8	62	48	341	540	6250				
	0,85	10	50	58	475	540	6250				
	1,2	13	39	62	554	540	6250				
	1,4	17	30	62	505	540	6250				
	1,2	20	25	72	424	540	6250				
	1,8	26	19,5	74	489	540	6250				
	1,9	33	15	74	417	540	6250				
	2,8	51	9,75	82	443	540	6250				
3,1	66	7,5	82	367	540	6250					
680-1250 Nm	1,1	8	62	53	732	850	8500	İRSA İRSF	82	625	24
	1,6	9,5	53	62	995	850	8500				
	2	12,5	40	62	953	850	8500				
	3,2	16,5	30	66	1250	850	8500				
	2,3	19	26,5	74	858	850	8500				
	2,8	25	20	74	797	850	8500				
	4,2	33	15	77	950	850	8500				
	4,3	50	10	82	686	850	8500				
	6,2	67	7,5	84	747	850	8500				
1250-2000 Nm	1,5	6	82	53	1284	1450	12500	İRSA İRSF	102	627	39
	2	8	63	56	1378	1450	12500				
	3	10	50	64	1846	1450	12500				
	3,9	12,5	40	66	1991	1450	12500				
	5,1	16,5	30	67	1990	1450	12500				
	4,3	20	25	76	1578	1450	12500				
	5,7	25	20	77	1693	1450	12500				
	7,4	33	15	78	1680	1450	12500				
	8,3	50	10	84	1345	1450	12500				
11	67	7,5	84	1322	1450	12500					
2000-3600 Nm	2,6	6	83	56	2392	2300	20000	İRSA İRSF	127	629	69
	2,8	7,5	65	55	1966	2300	20000				
	5,1	9,5	52	66	3444	2300	20000				
	6,9	12,5	40	67	3534	2300	20000				
	8,6	15,5	32	68	3607	2300	20000				
	7,5	19	26	77	2909	2300	20000				
	10	25	20	78	2996	2300	20000				
	12,5	32	16	79	3057	2300	20000				
	11	38,5	13	84	2322	2300	20000				
14,4	50	10	84	2322	2300	20000					
4000-6500 Nm	3,6	4,5	111	56	4289	2900	25000	İRSA İRSF	162	631	163
	4,6	6	87	54	4009	2900	25000				
	9	9	54	67	6442	2900	25000				


n₁ = 500 d/d
r.p.m

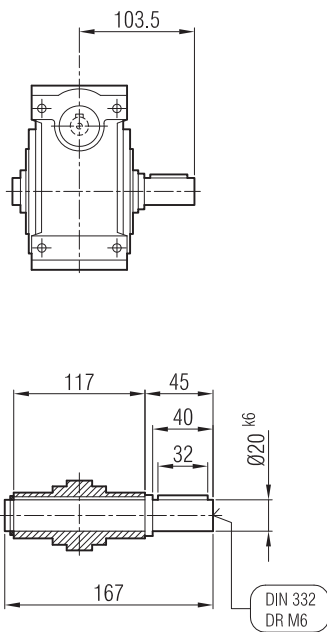
Servis Faktörü	P ₁	n ₂	İ	η	M ₂	F _{Q1}	F _{Q10}	Tip			
Service Factor	GÜÇ	Çıkış Devri	Tahvil	Verim	Çıkış Momenti	Rad. Yük	Rad. Yük	Type			
Betriebsfaktor	Leistung	Abtriebswelle Drehzahlen	Übersetzung	Wirkungsgrad	Abtriebswelle Drehmomente	Querkräfte	Querkräfte	Typ			
S _f = 1	[kW]	[r.p.m]		[%]	[Nm]	[N]	[N]		kg		
4000-6500 Nm	11,9	12	42	67	6346	2900	25000	İRSA İRSF	162	631	163
	16,2	16,5	30	69	6470	2900	25000				
	13,5	18,5	27	78	5457	2900	25000				
	17,2	24	21	78	5336	2900	25000				
	23,5	33	15	79	5384	2900	25000				
	25,7	47,5	10,5	84	4341	2900	25000				
	35,8	67	7,5	85	4340	2900	25000				
7000-12100 Nm	5,5	4	118	55	7290	3250	29000	İRSA İRSF	201	633	300
	8,8	6	83	58	8129	3250	29000				
	11,5	8	63	59	8083	3250	29000				
	14,9	9	55	66	10486	3250	29000				
	22,3	12,5	40	69	11775	3250	29000				
	29,4	16,5	30	71	12104	3250	29000				
	21,8	18	27,5	77	8912	3250	29000				
	32,2	25	20	79	9730	3250	29000				
	42,6	33	15	81	10002	3250	29000				
	31,5	36	13,75	84	7024	3250	29000				
	47	50	10	85	7635	3250	29000				
	63,3	67	7,5	86	7773	3250	29000				
12600-21300 Nm	29,2	9,5	52	69	20288	3750	33000	İRSA İRSF	250	635	493
	38,7	12,5	40	71	21017	3750	33000				
	48,2	16	31	74	21323	3750	33000				
	42,2	19	26	79	16796	3750	33000				
	57,4	25	20	81	17785	3750	33000				
	68	32	15,5	81	16445	3750	33000				
	82,8	50	10	86	13620	3750	33000				
	99,8	65	7,75	86	12615	3750	33000				



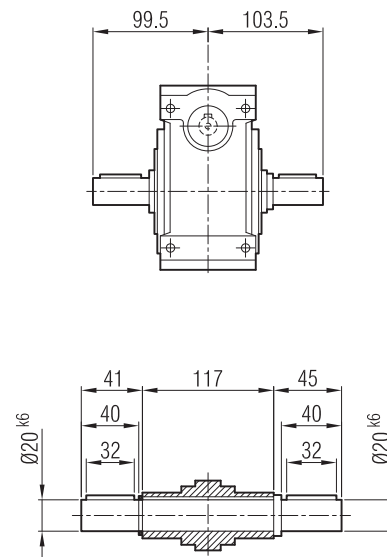
İRSA 52



... -01

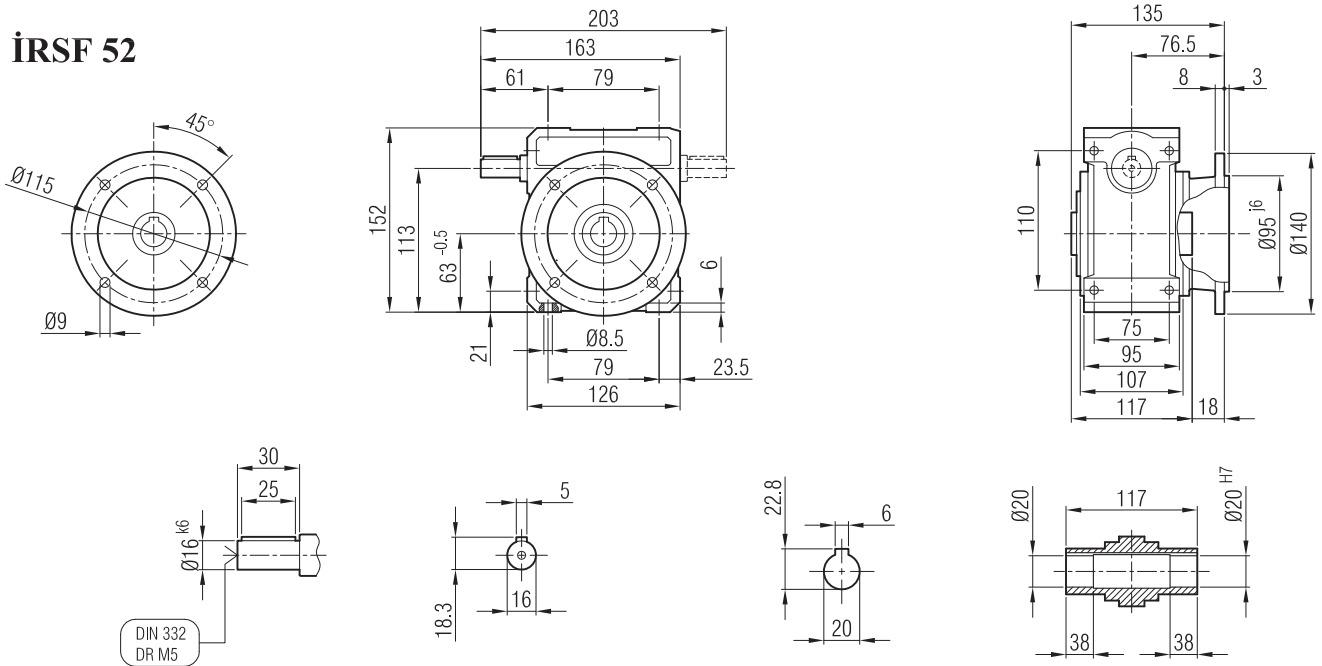


... -02

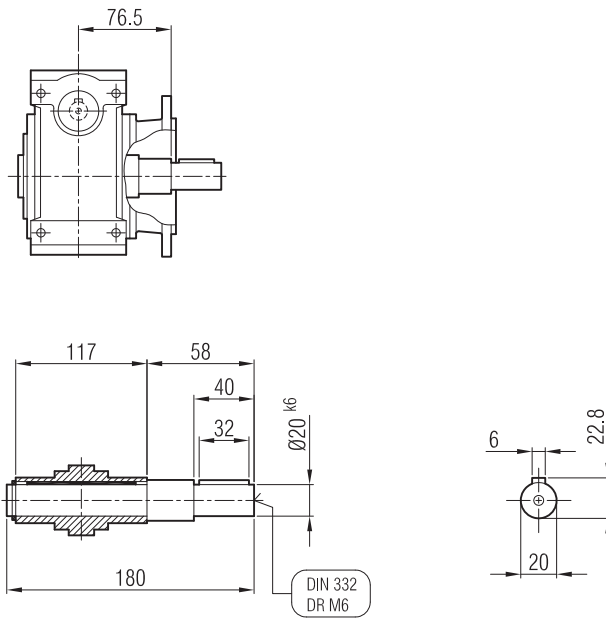




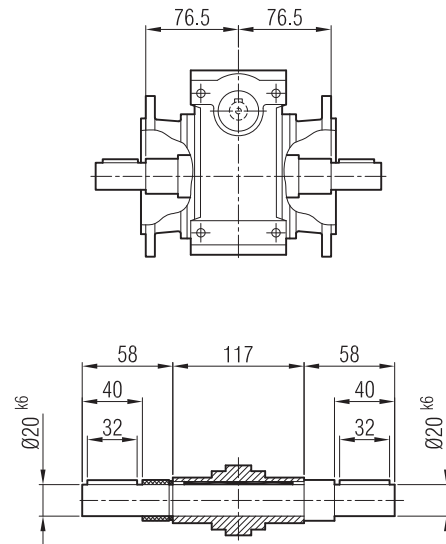
İRSF 52



... -01

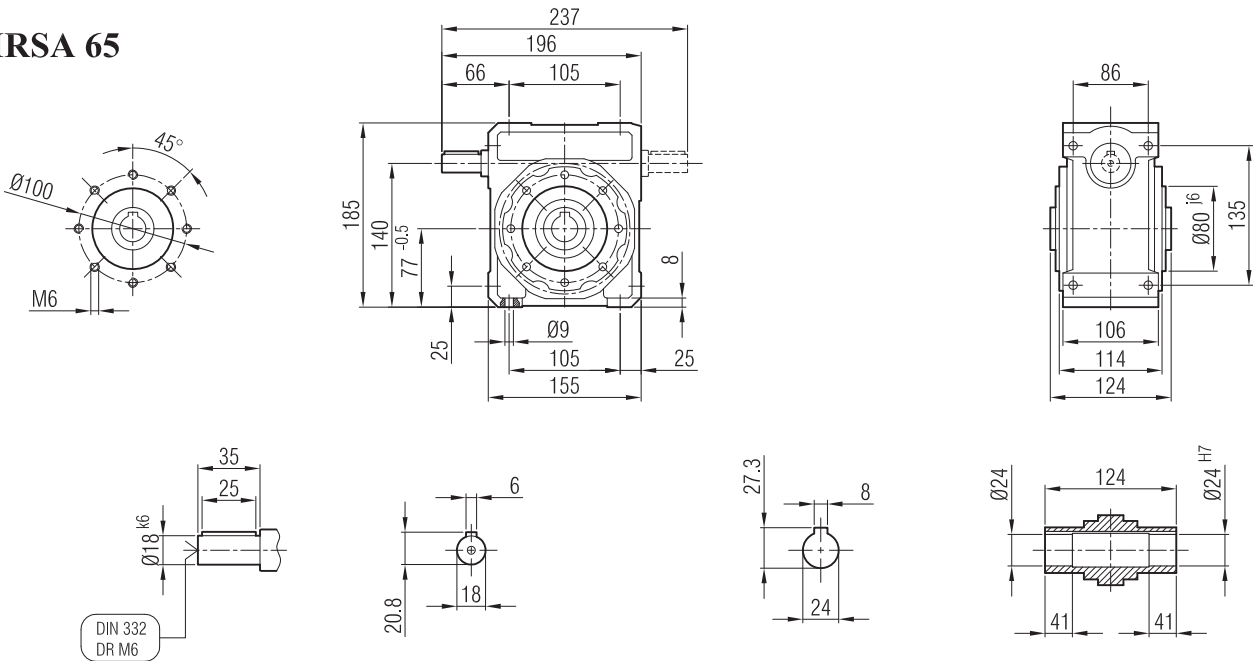


... -02

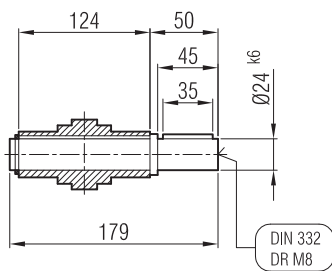
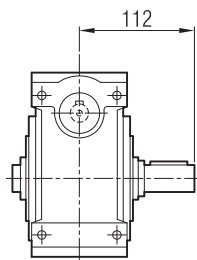




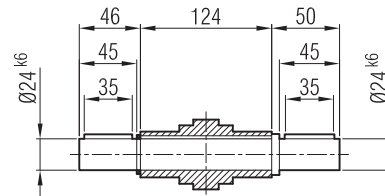
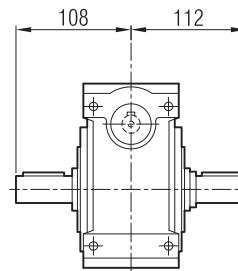
İRSA 65



... -01

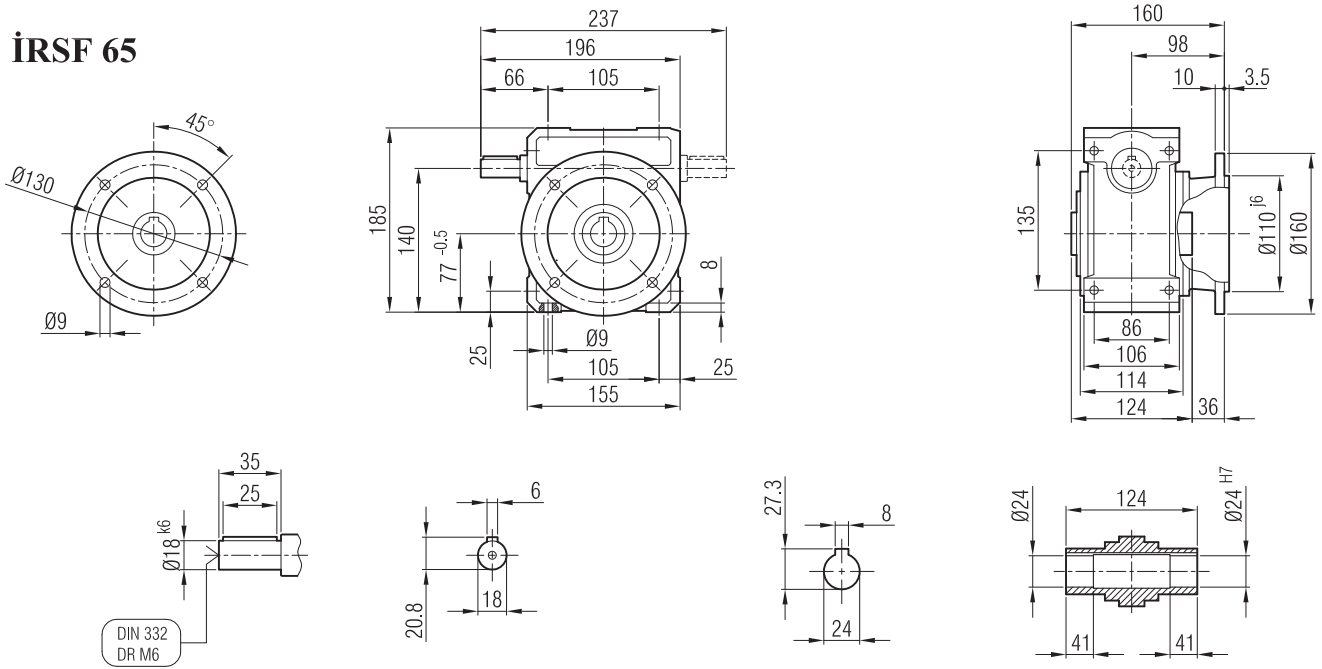


... -02

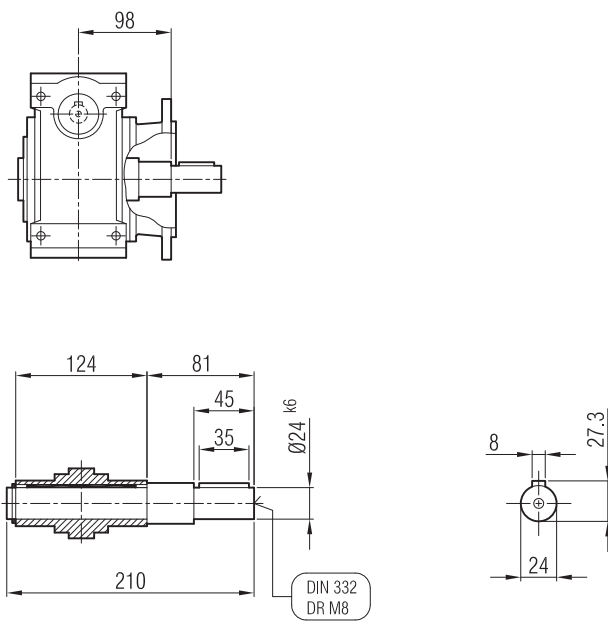




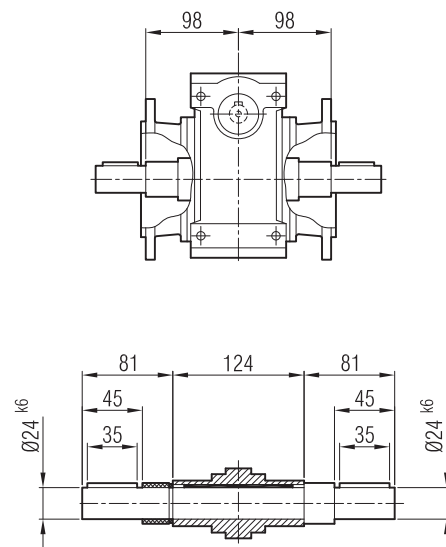
İRSF 65



... -01

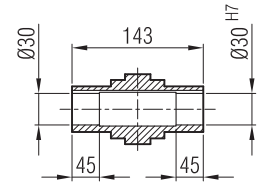
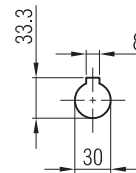
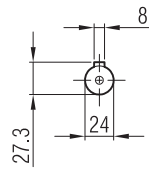
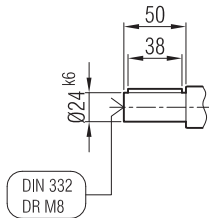
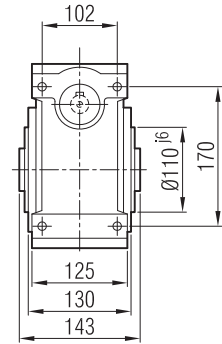
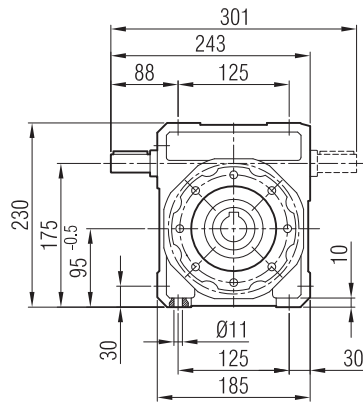
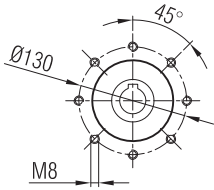


... -02

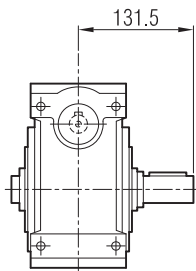




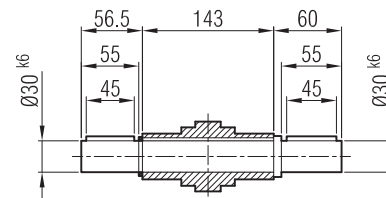
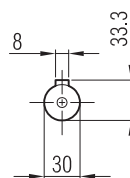
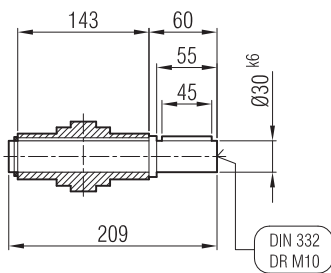
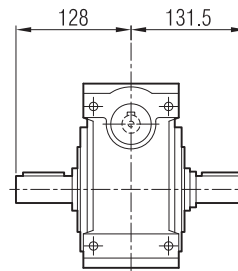
İRSA 82



... -01

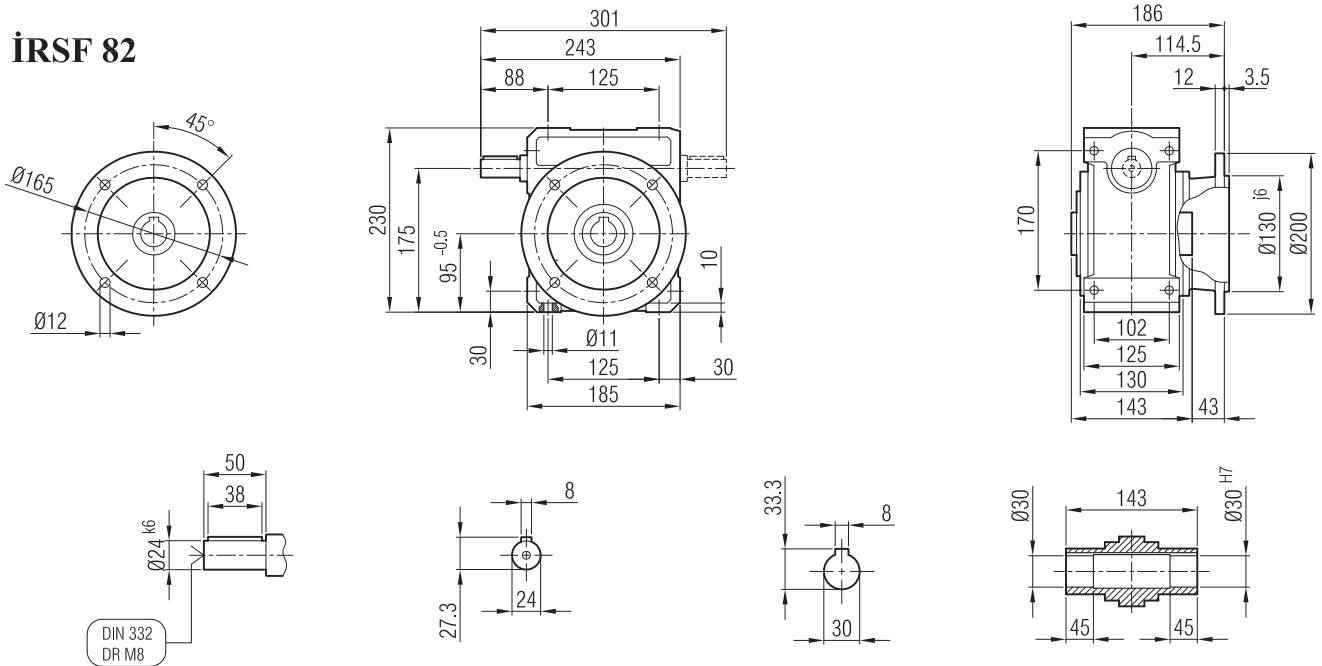


... -02

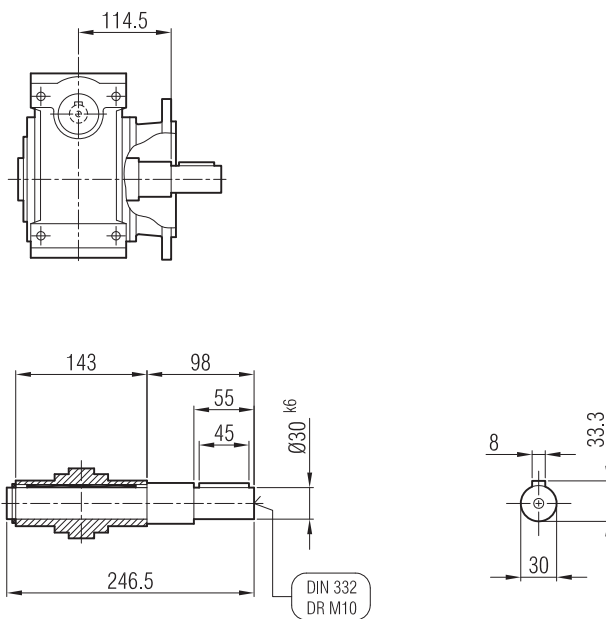




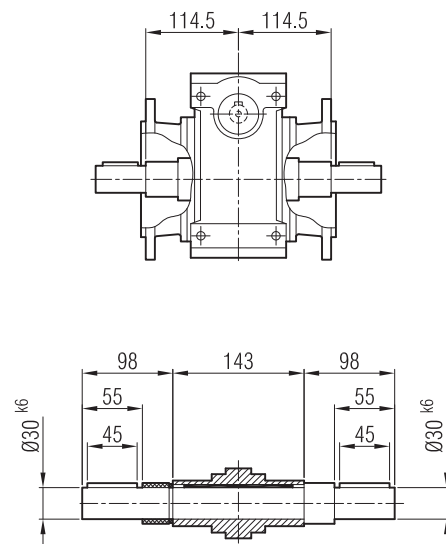
İRSF 82



... -01

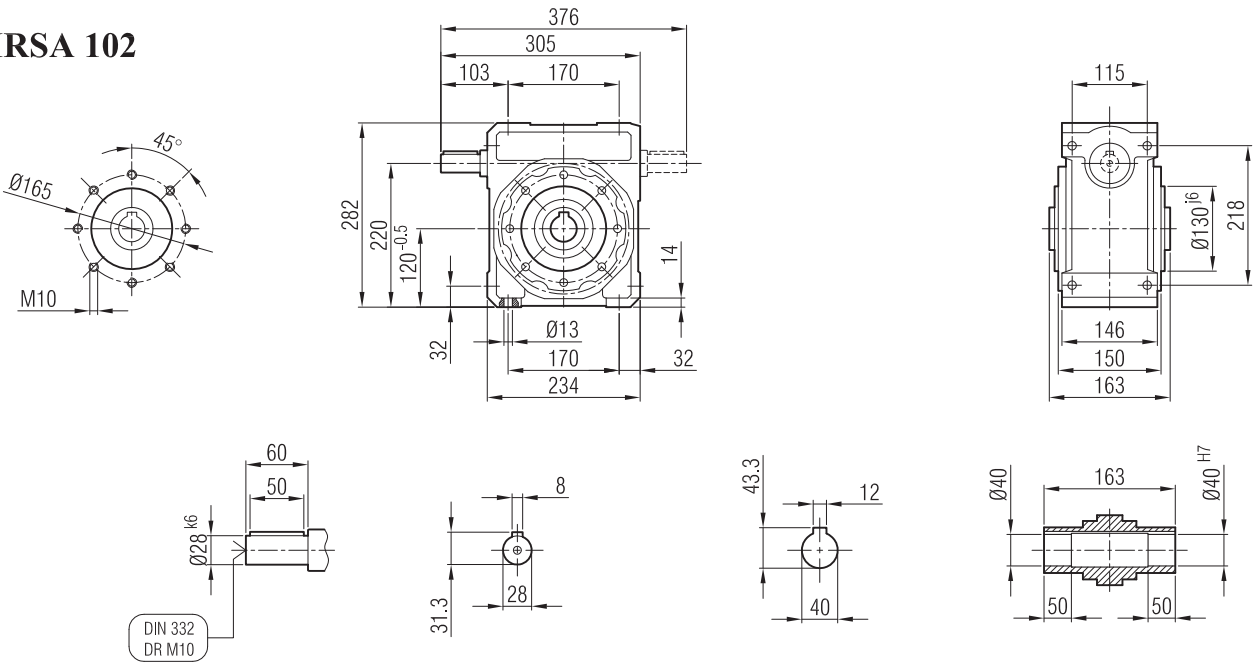


... -02

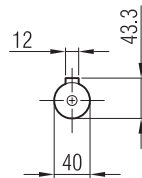
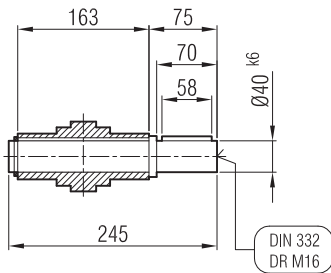
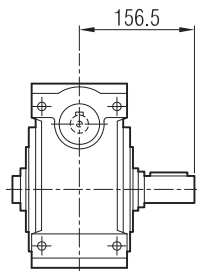




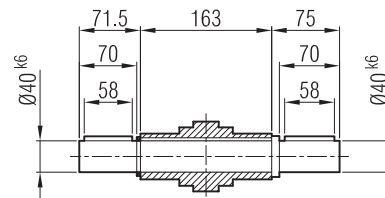
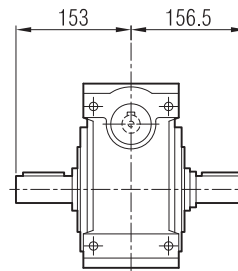
İRSA 102



... -01

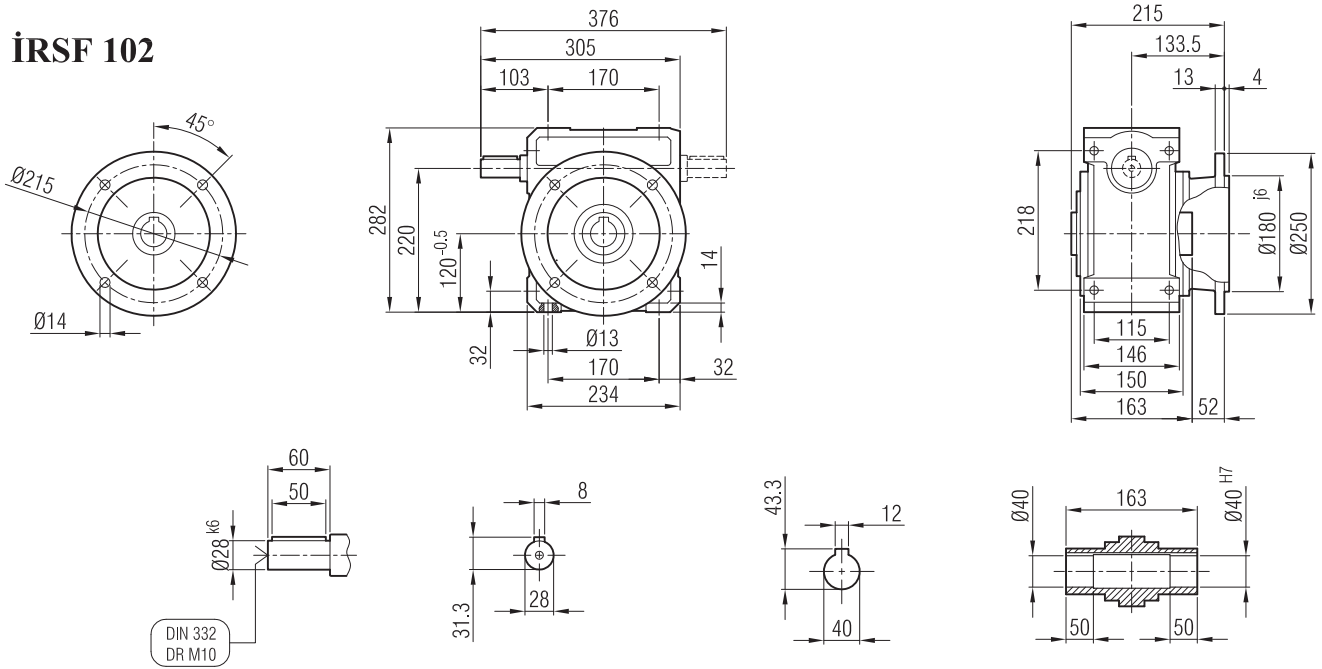


... -02

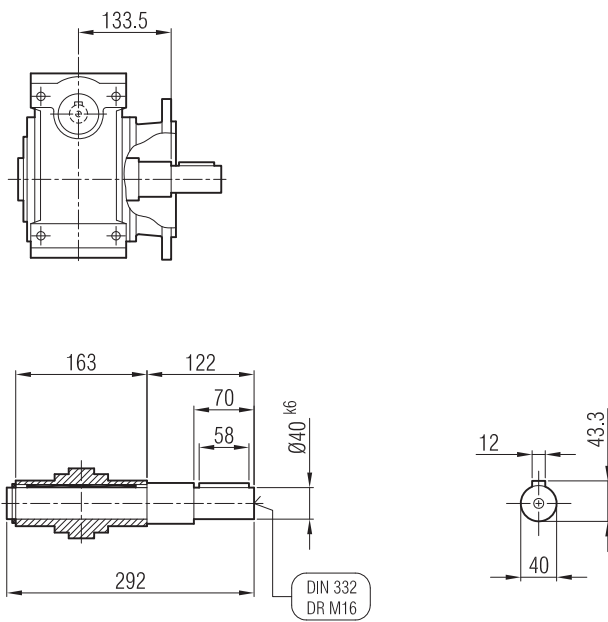




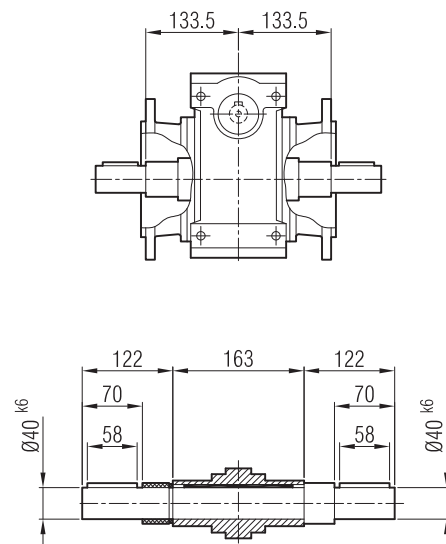
İRSF 102



... -01

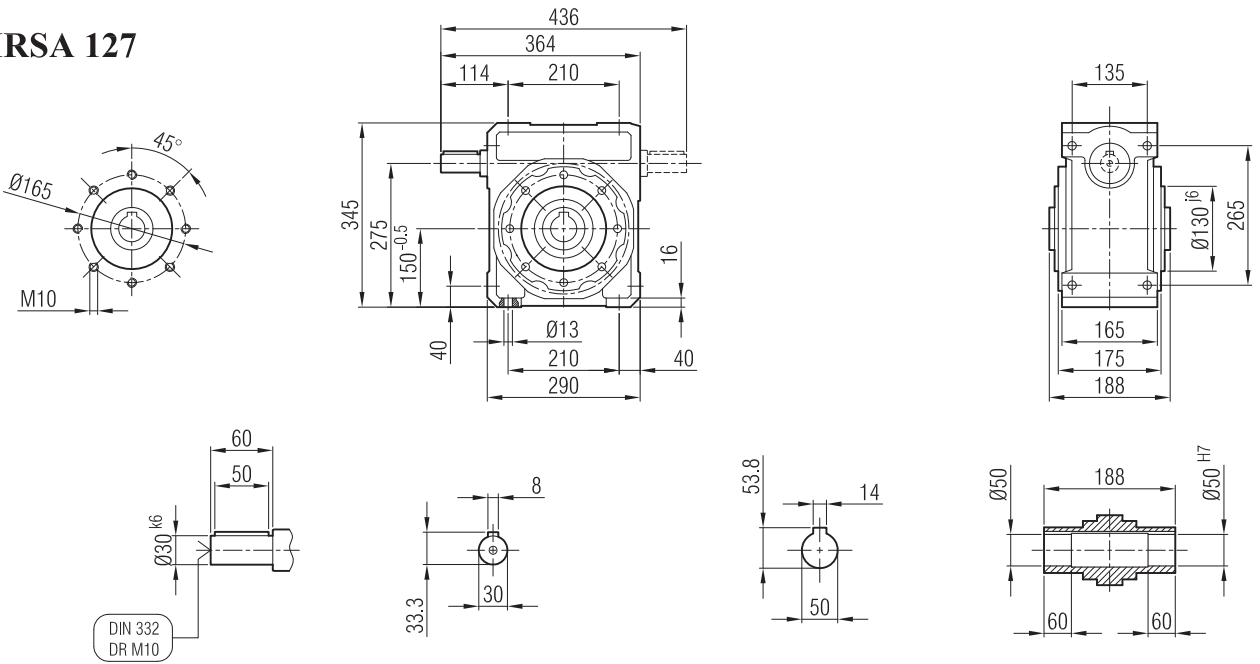


... -02

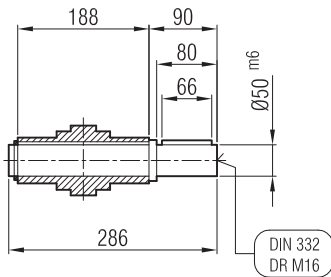
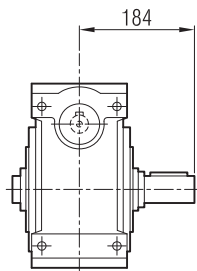




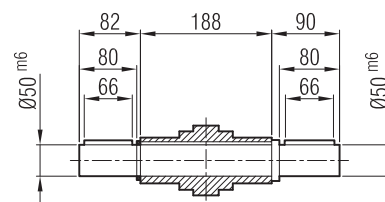
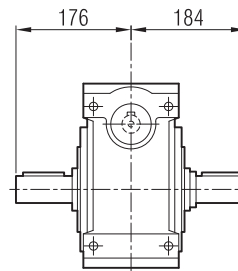
İRSA 127



... -01

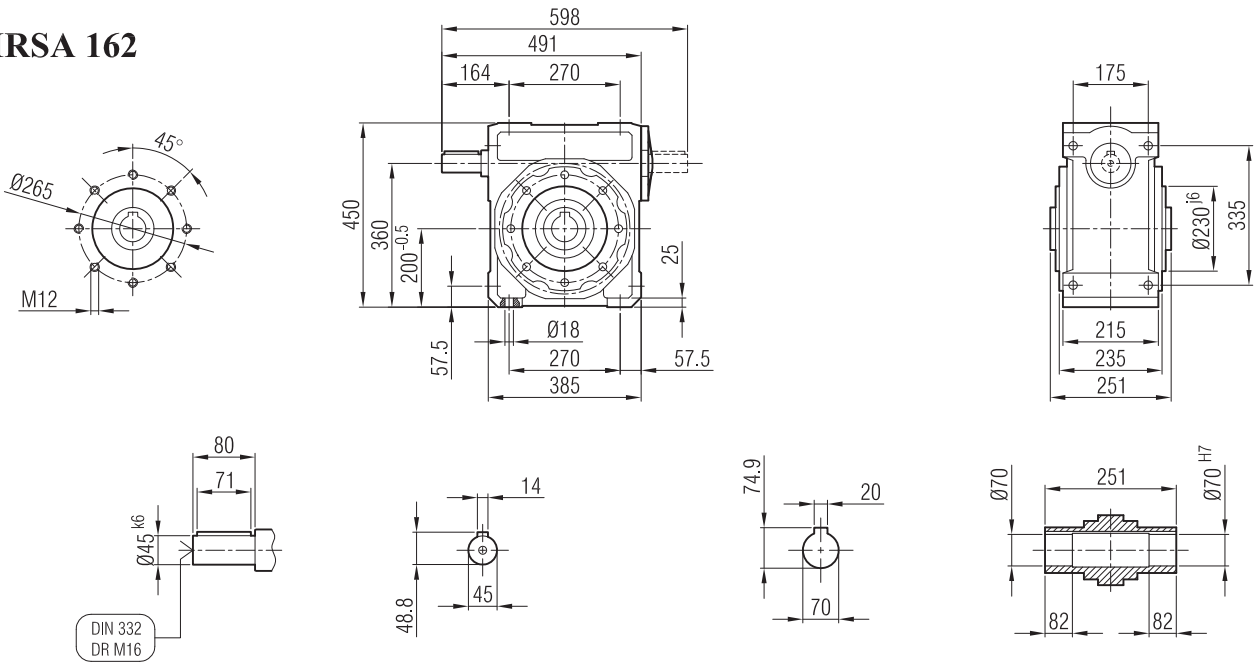


... -02

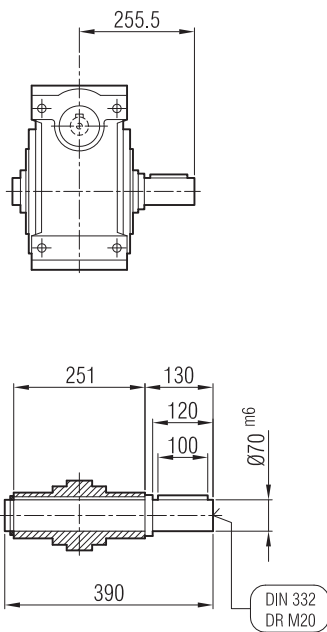




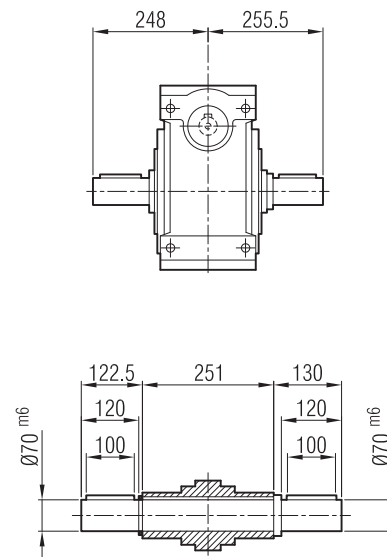
İRSA 162



... -01

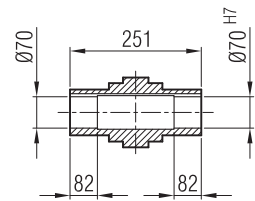
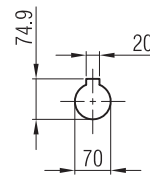
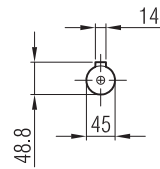
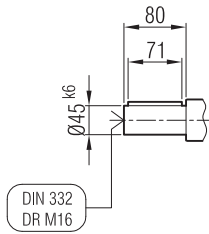
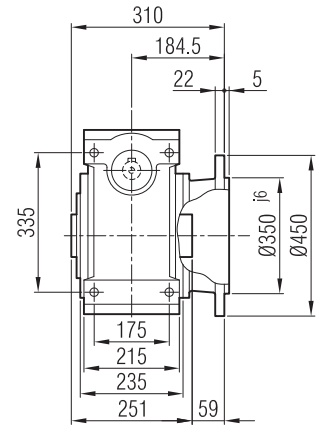
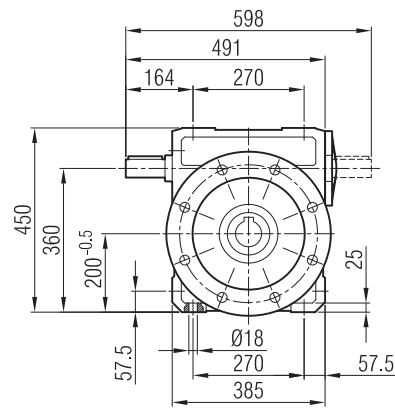
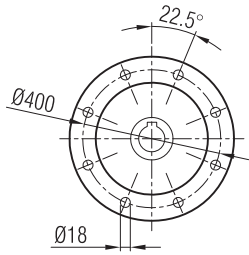


... -02

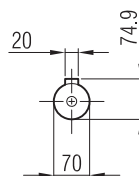
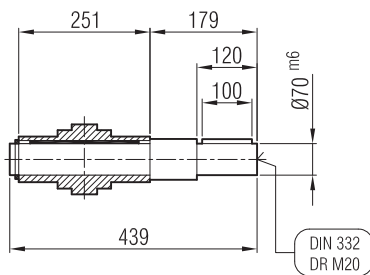
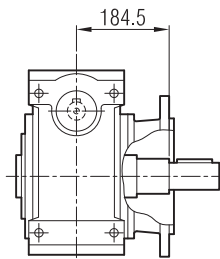




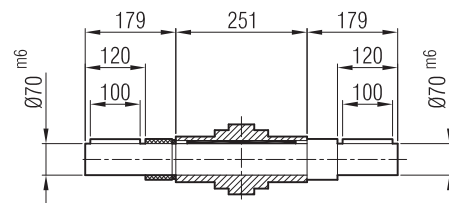
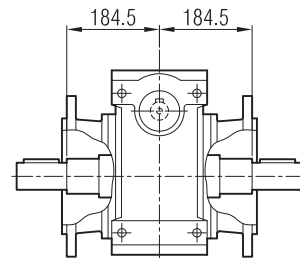
İRSF 162



... -01

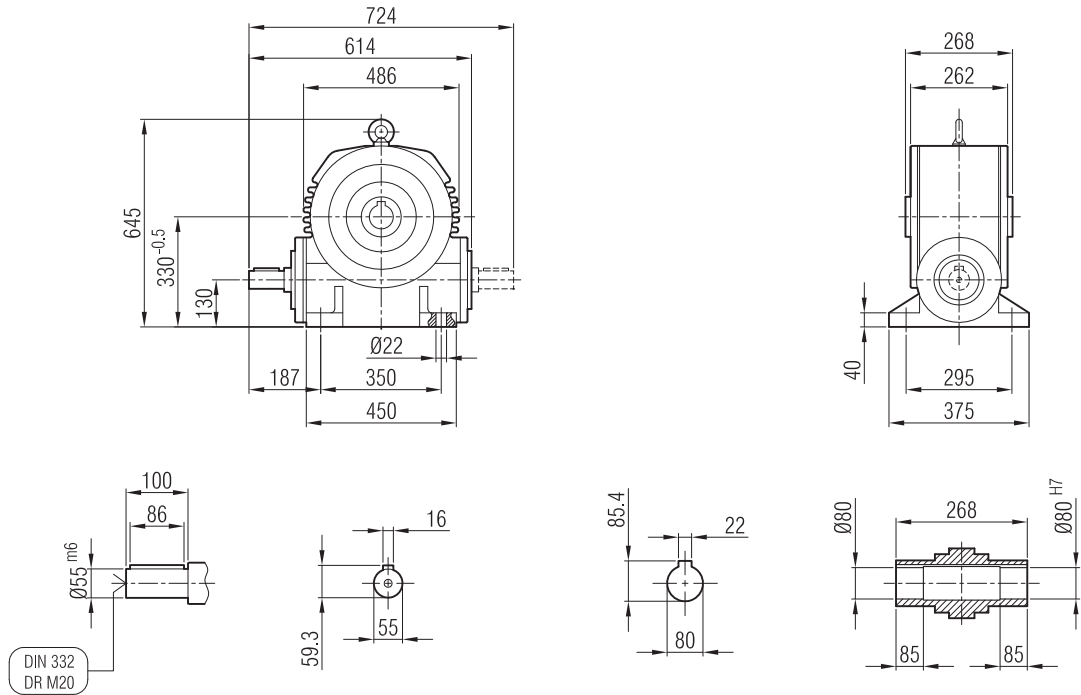


... -02

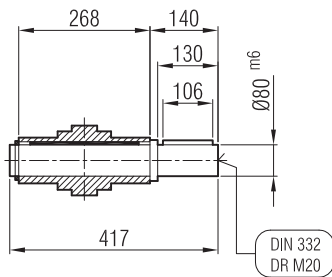
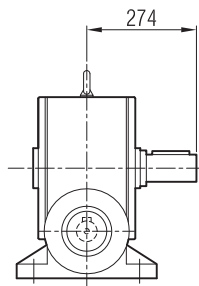




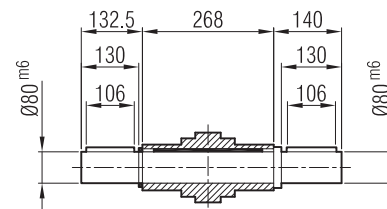
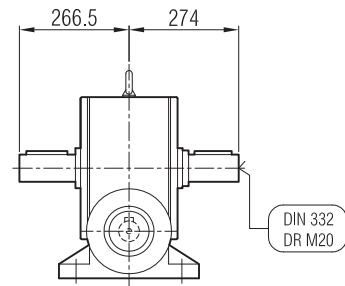
İRSA 201



... -01

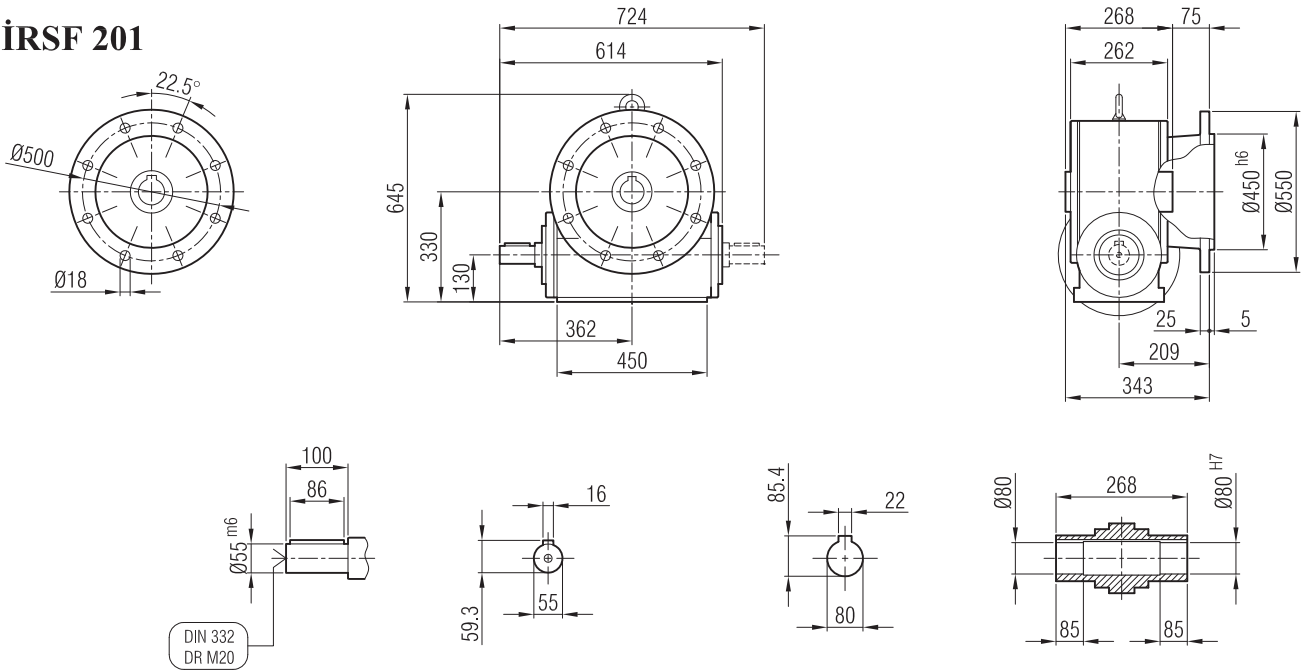


... -02

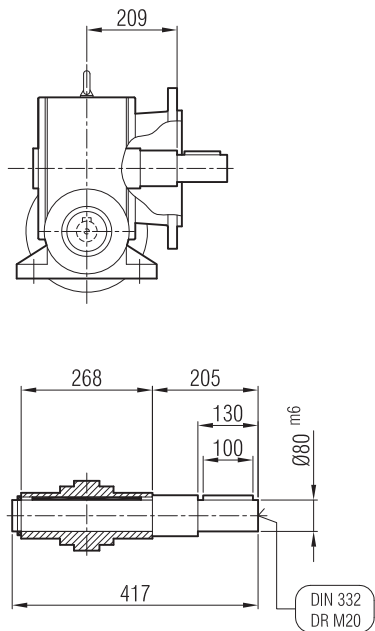




İRSF 201

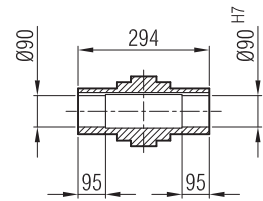
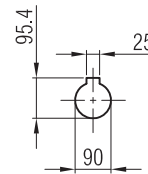
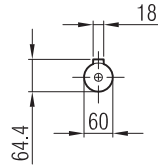
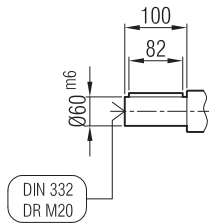
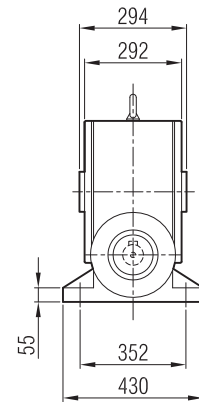
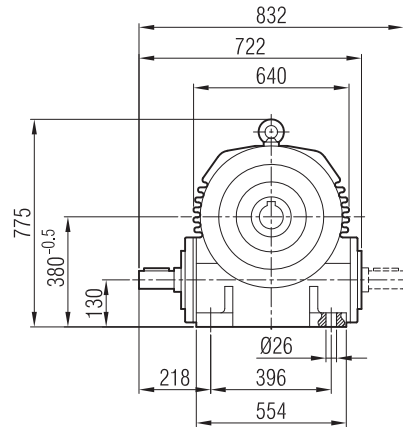


... -01

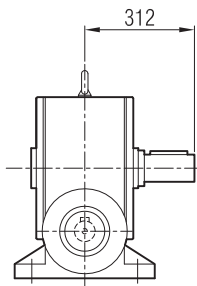




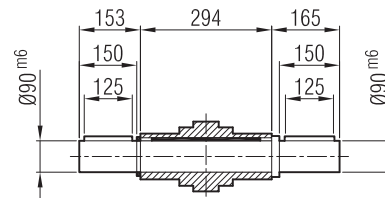
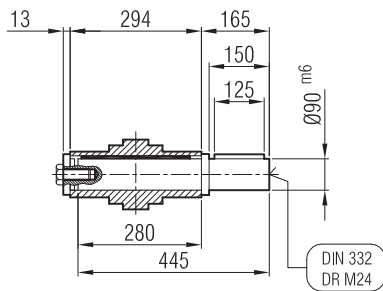
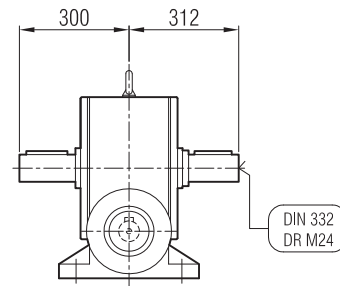
İRSA 250



... -01

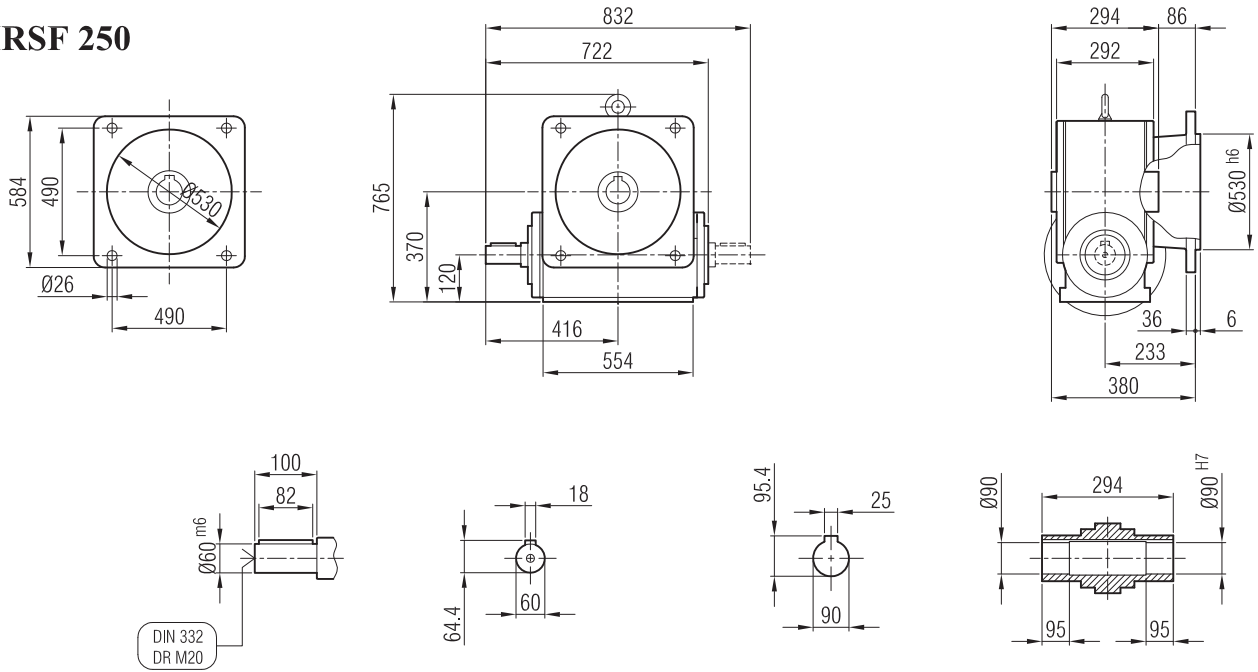


... -02

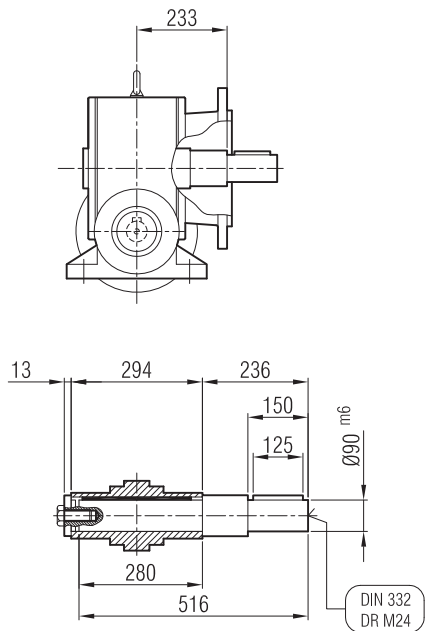





İRSF 250



... -01







İRSAP ...



İRSFP ...



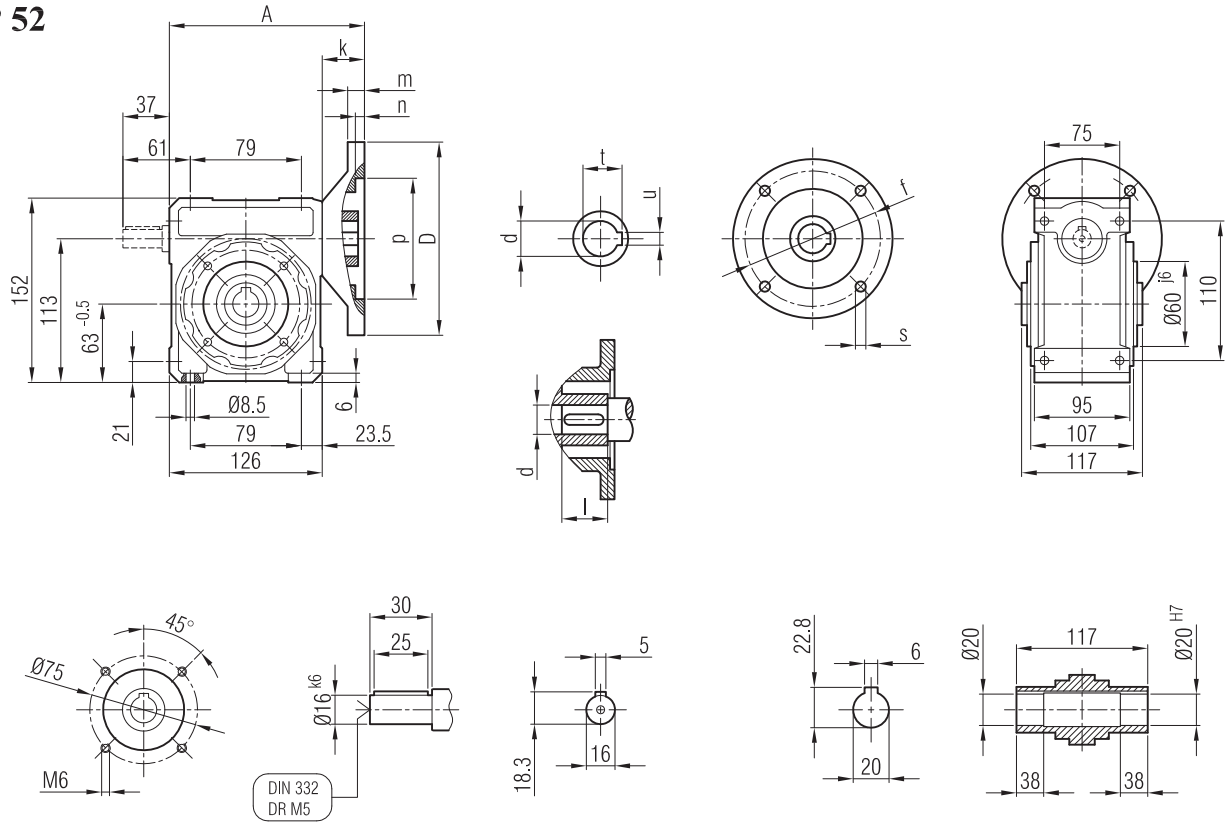
İRSAP ... - 01



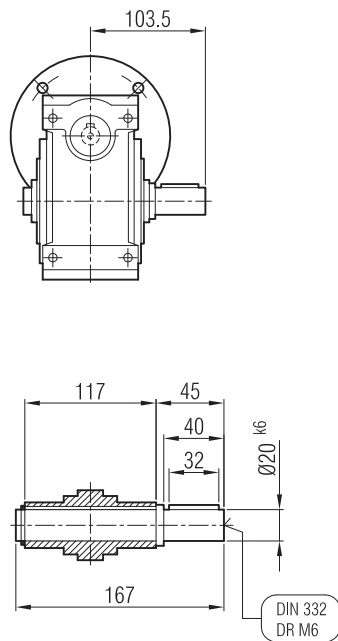
İRSFP ... - 01



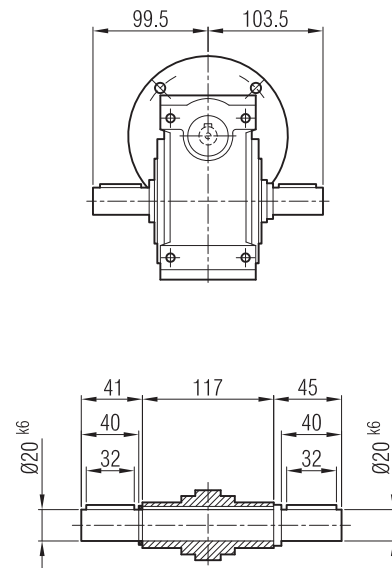
İRSAP 52



... -01



... -02

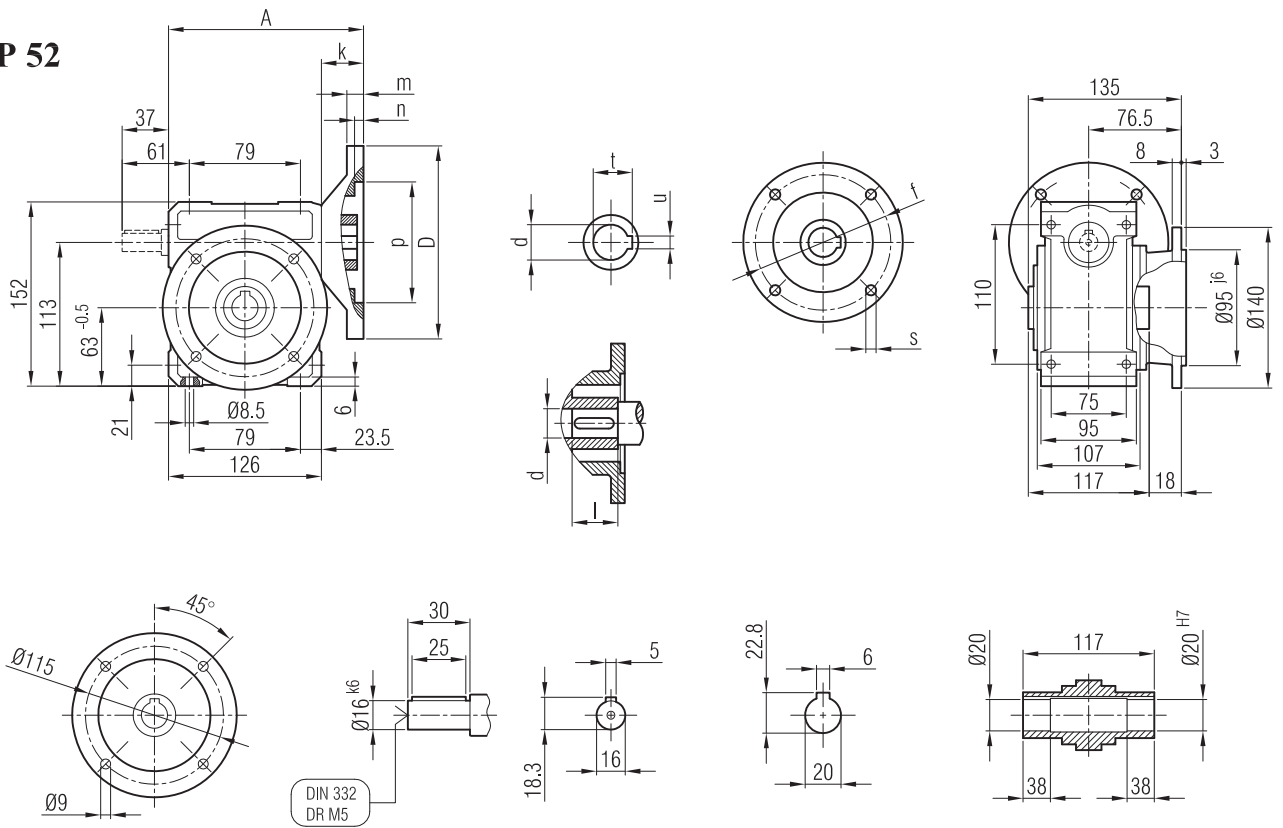


	A	p	f	D	s	k	m	n	d	l	t	u					
71/B14	145	70	85	105	7	19	8	3.5	14	30	16.3	5					
80/B14	146	80	100	120	7	20	8	4	19	40	21.8	6					

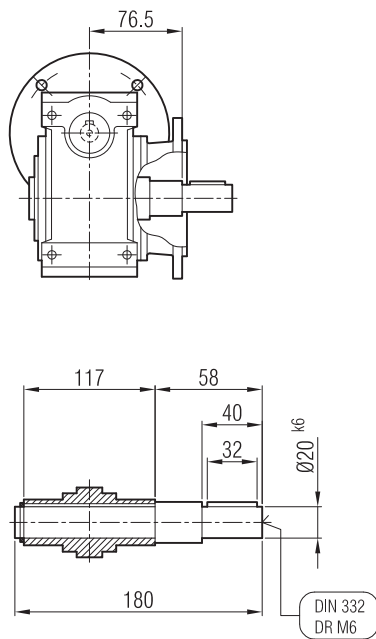




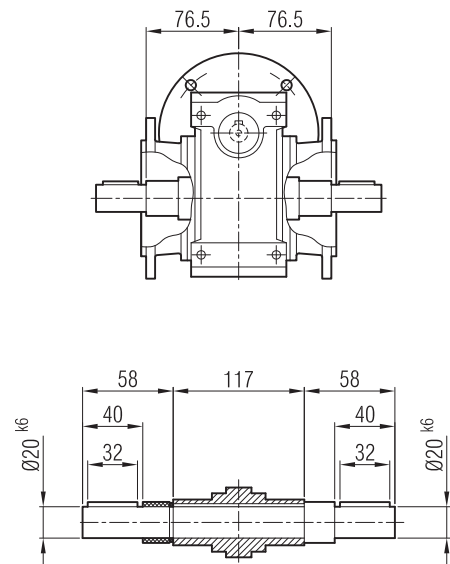
İRSFP 52



... -01



... -02

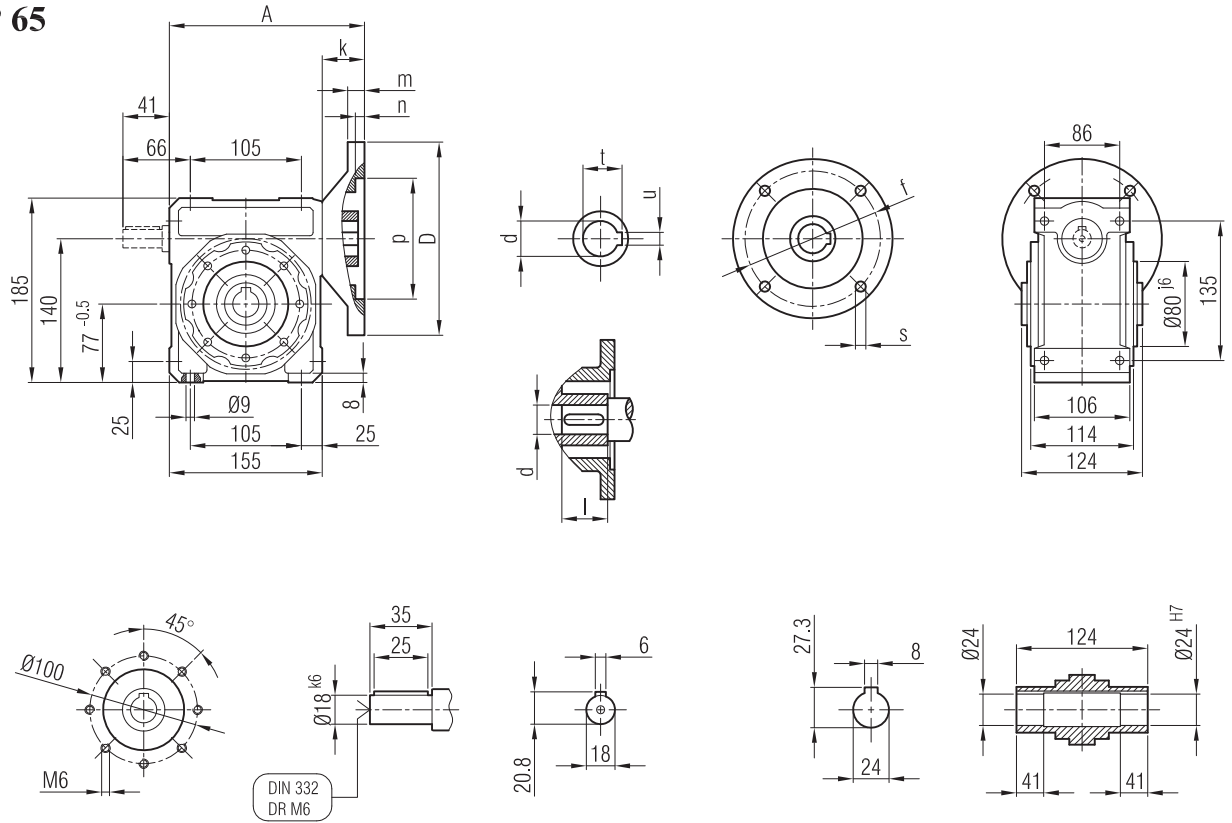


	A	p	f	D	s	k	m	n	d	l	t	u				
71/B14	145	70	85	105	7	19	8	3.5	14	30	16.3	5				
80/B14	146	80	100	120	7	20	8	4	19	40	21.8	6				

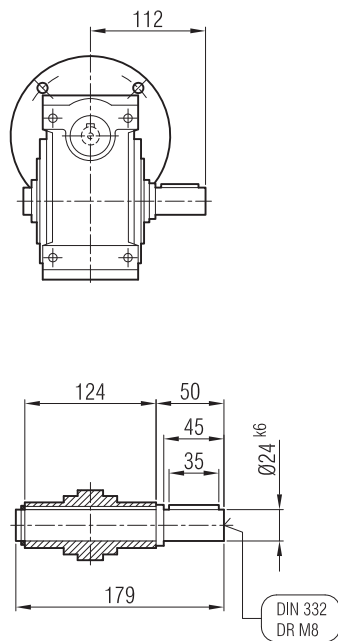




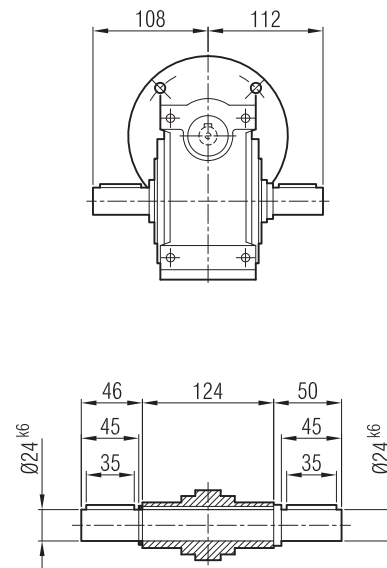
İRSAP 65



... -01



... -02

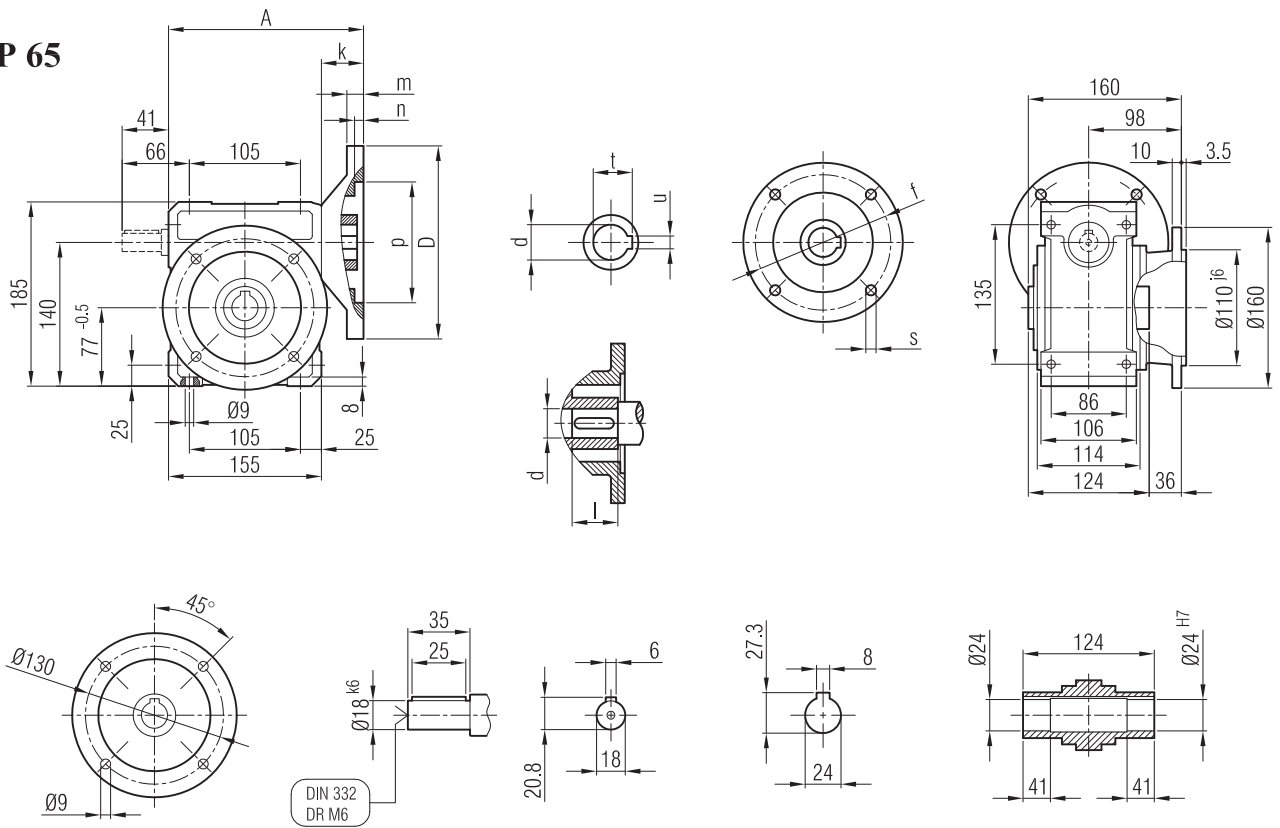


	A	p	f	D	s	k	m	n	d	l	t	u					
80/B14	181	80	100	120	7	26	8	5	19	40	21.8	6					

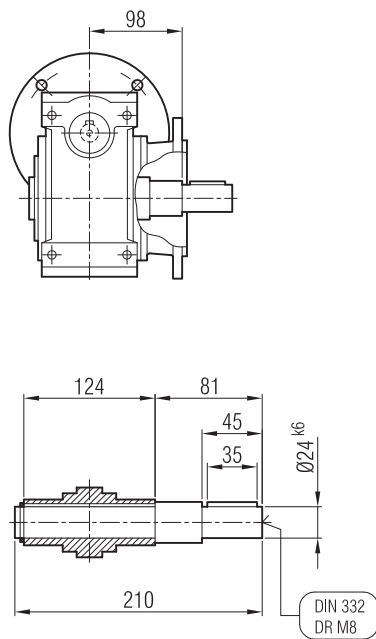




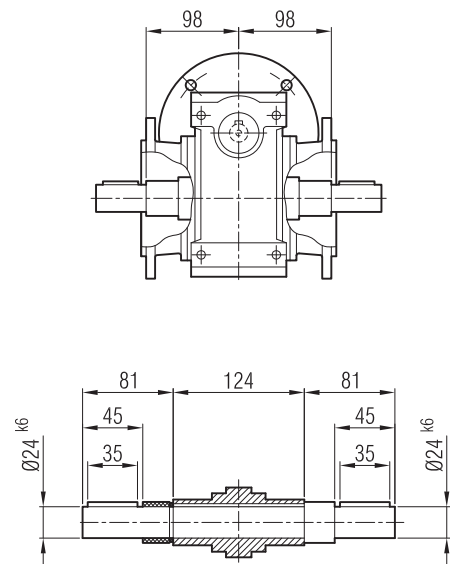
İRSFP 65



... -01



... -02

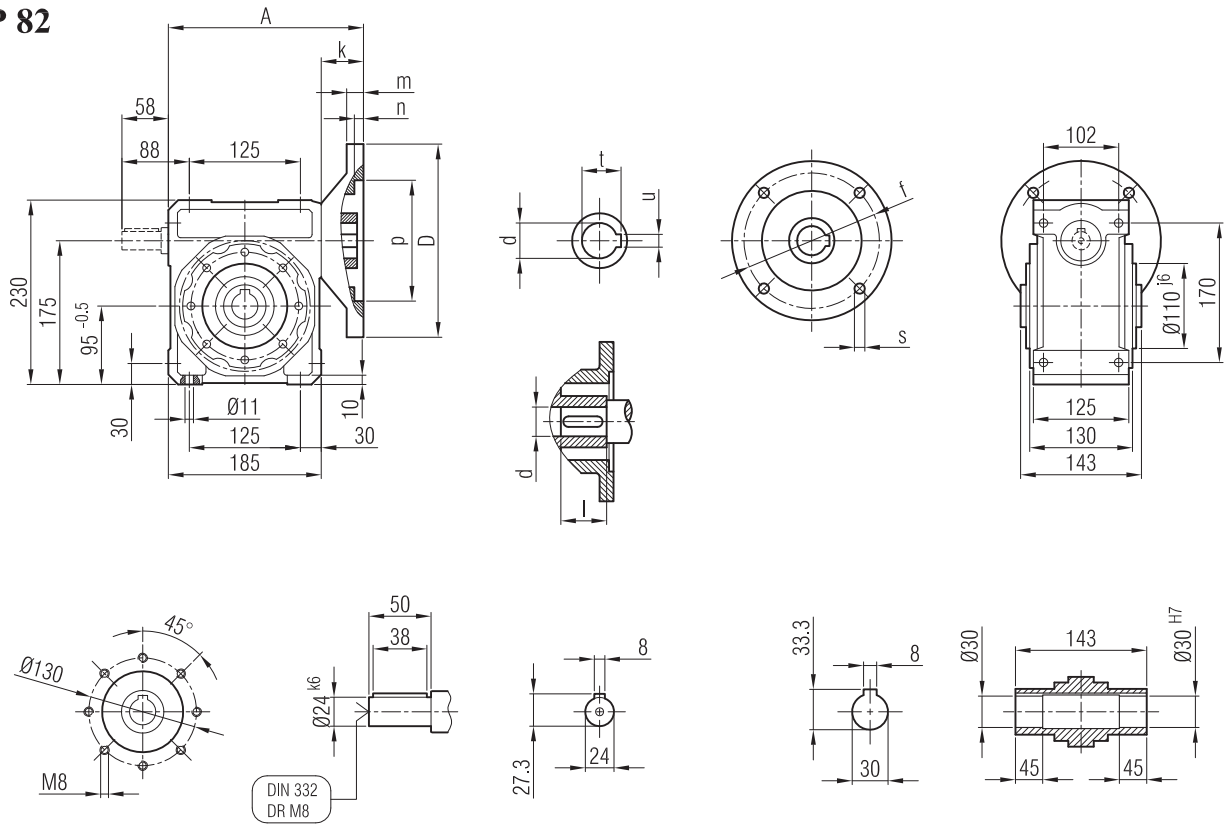


	A	p	f	D	s	k	m	n	d	l	t	u					
80/B14	181	80	100	120	7	26	8	5	19	40	21.8	6					

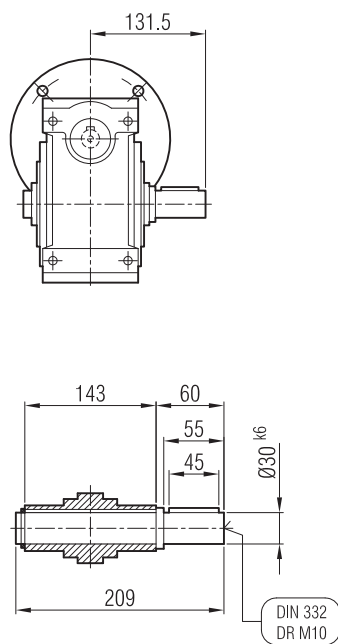




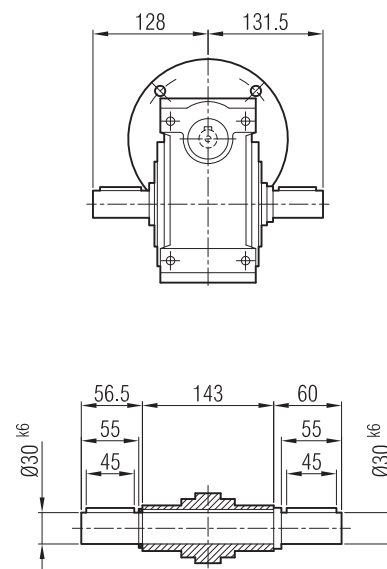
İRSAP 82



... -01



... -02

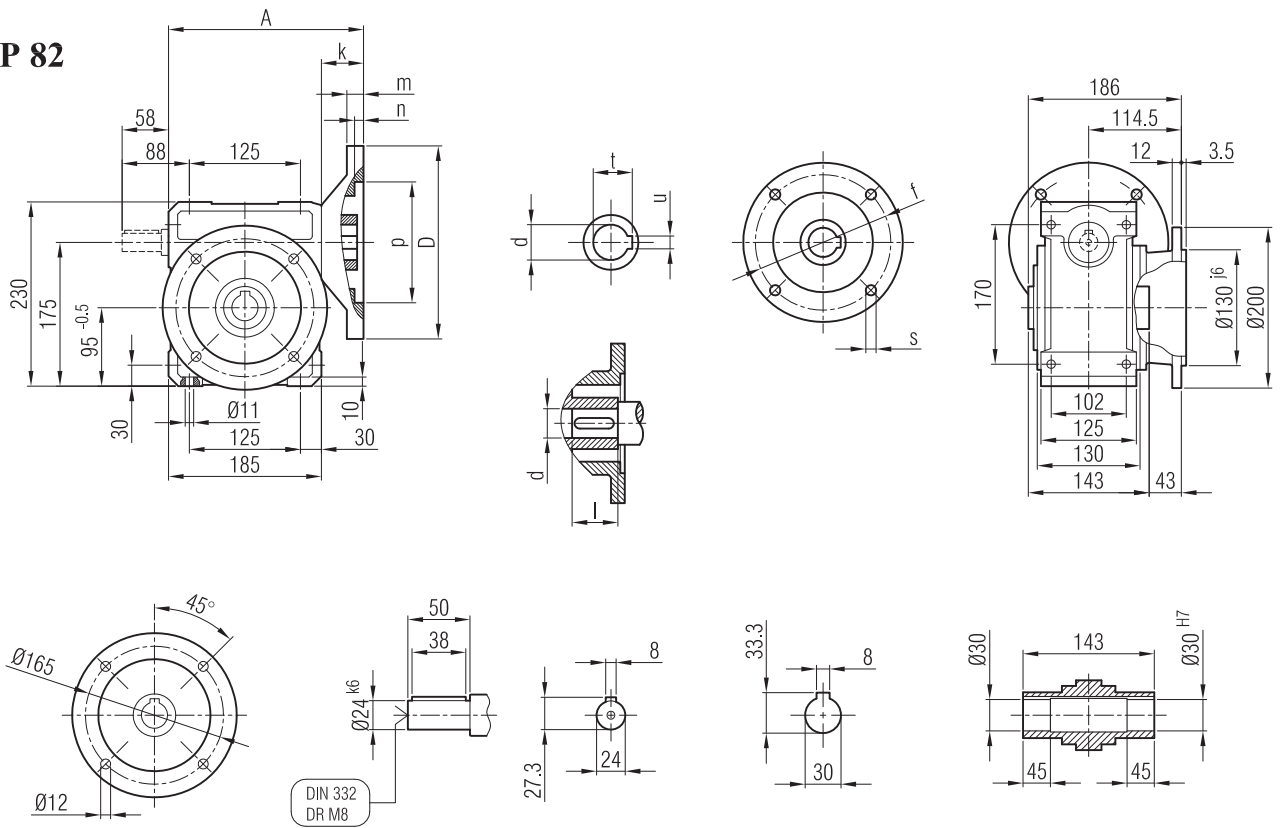


	A	p	f	D	s	k	m	n	d	l	t	u					
80/B14	222	80	100	120	7	37	9	5	19	40	21.8	6					
90/B14	222	95	115	140	9	37	10	5	24	50	27.3	8					

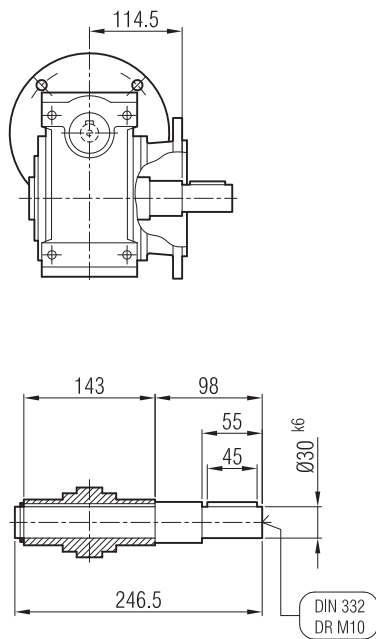




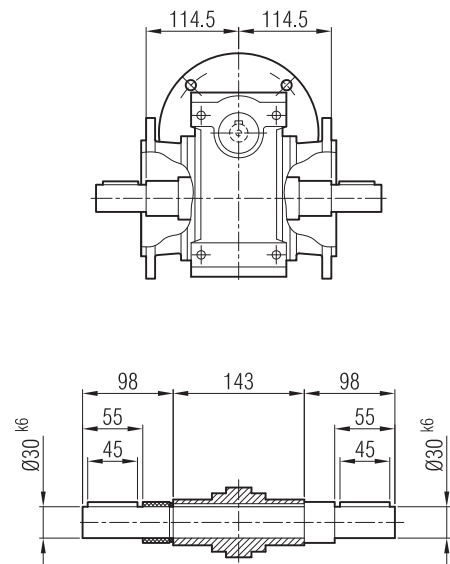
İRSFP 82



... -01



... -02

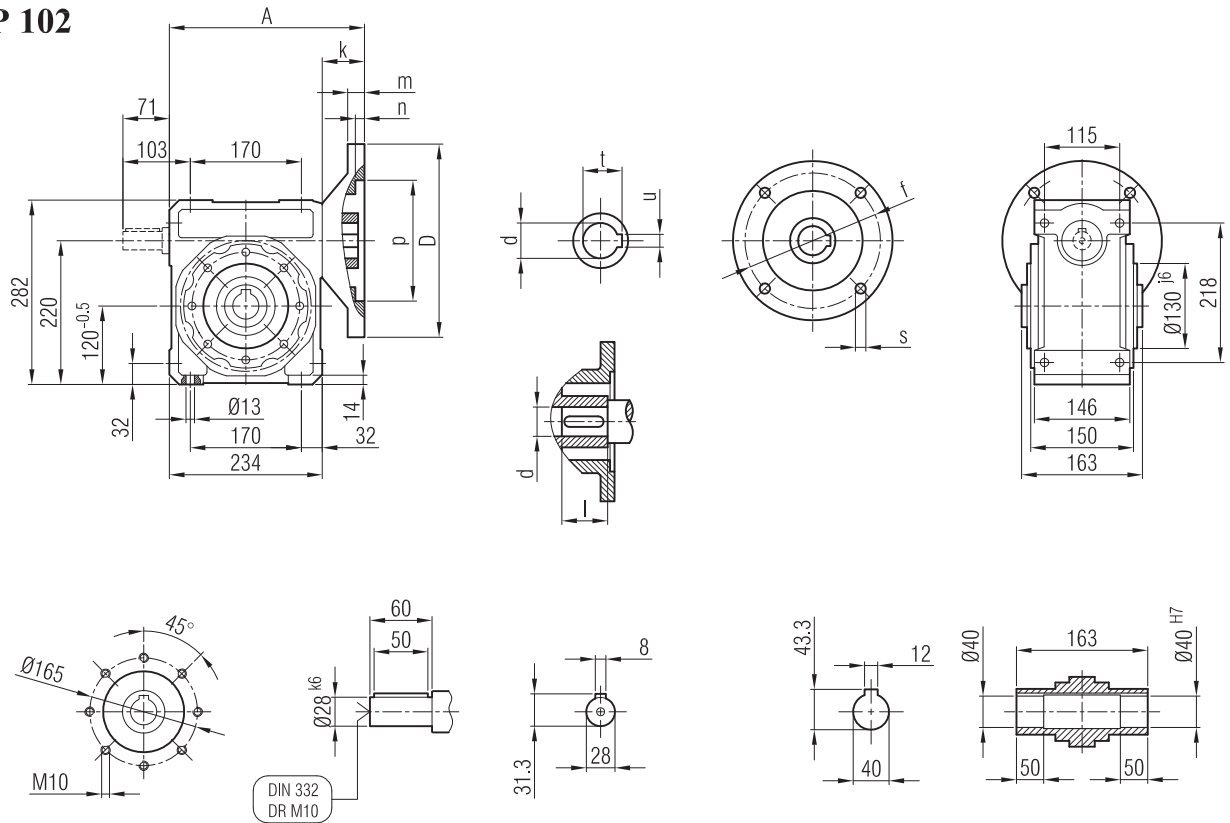


	A	p	f	D	s	k	m	n	d	l	t	u					
80/B14	222	80	100	120	7	37	9	5	19	40	21.8	6					
90/B14	222	95	115	140	9	37	10	5	24	50	27.3	8					

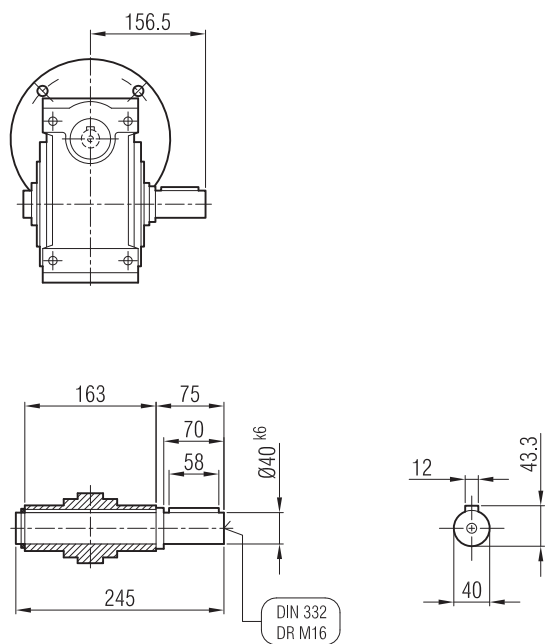




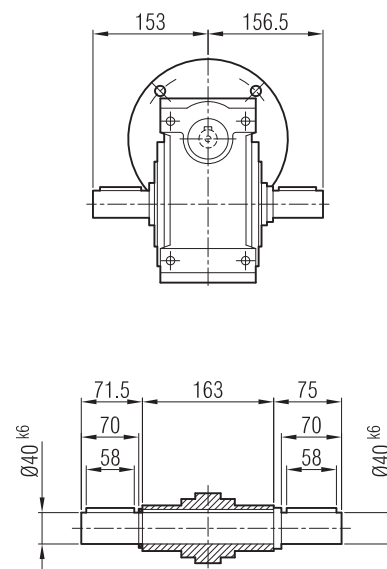
İRSAP 102



... -01



... -02

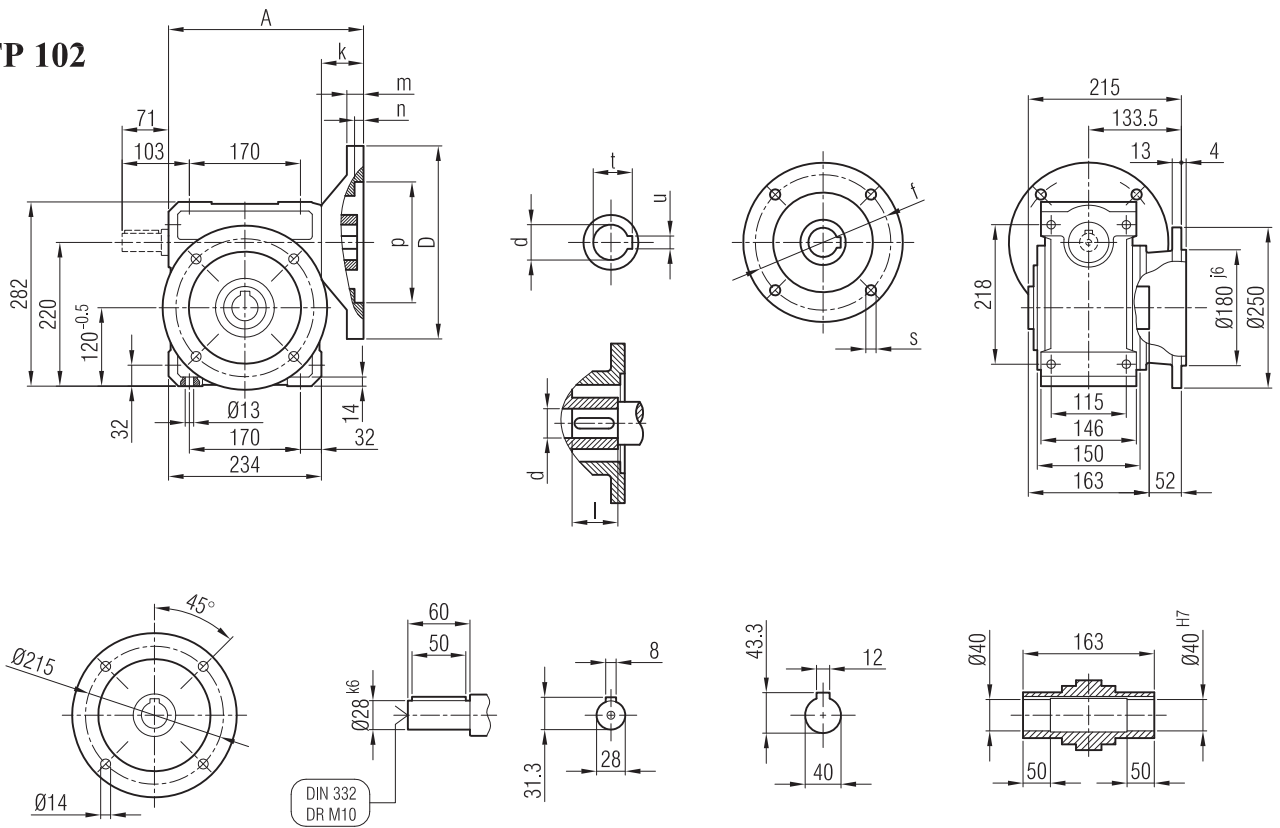


	A	p	f	D	s	k	m	n	d	l	t	u					
90/B14	271	95	115	140	9	37	10	5	24	50	27.3	8					
100/B14	271	110	130	160	9	37	10	5	28	60	31.3	8					

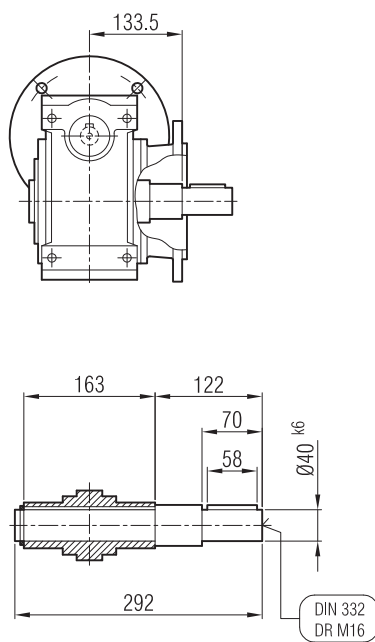




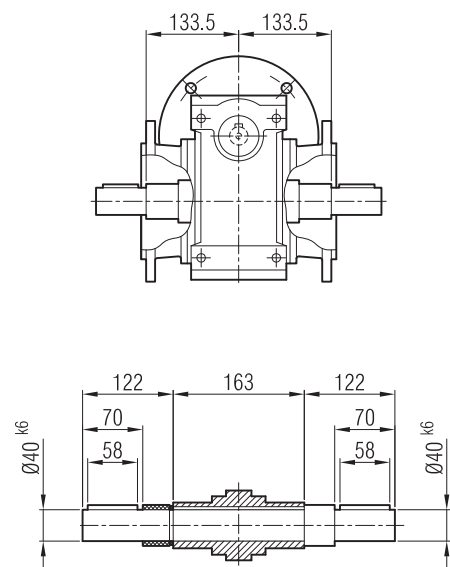
İRSFP 102



... -01



... -02

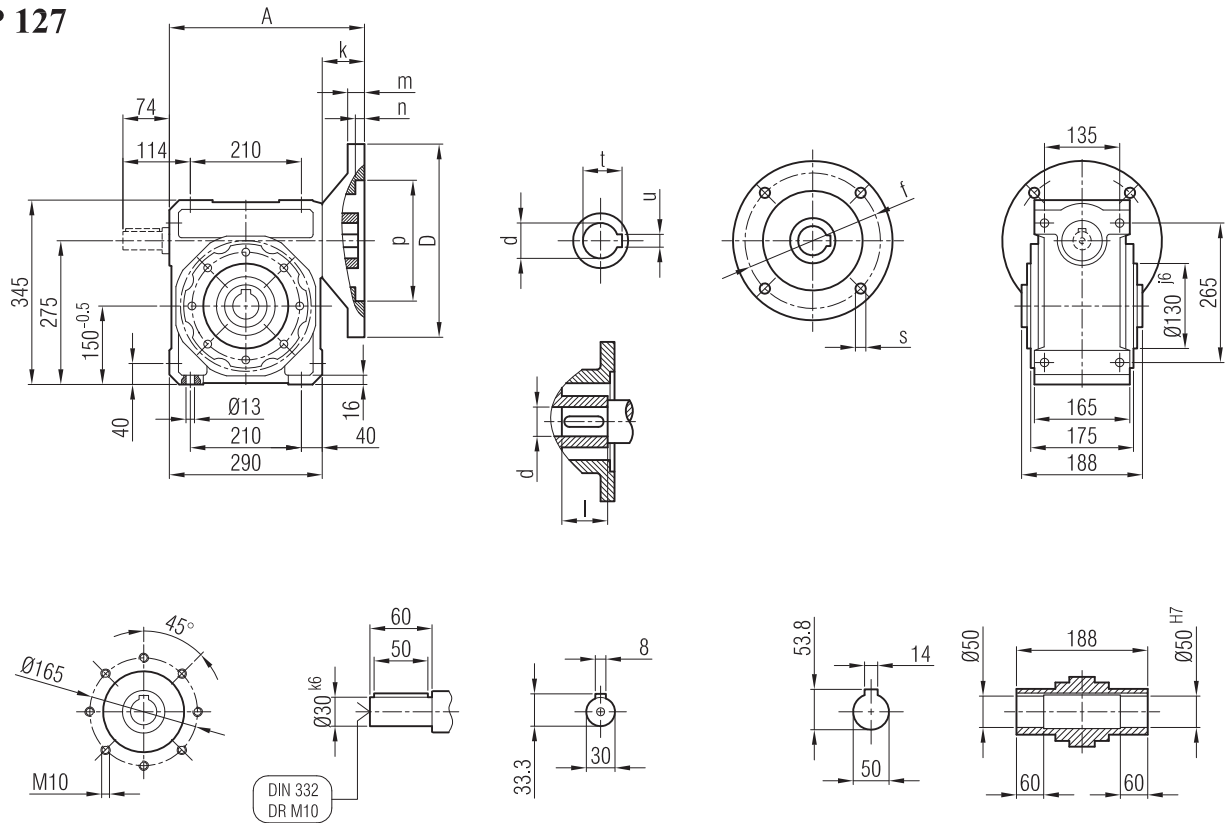


	A	p	f	D	s	k	m	n	d	l	t	u				
90/B14	271	95	115	140	9	37	10	5	24	50	27.3	8				
100/B14	271	110	130	160	9	37	10	5	28	60	31.3	8				

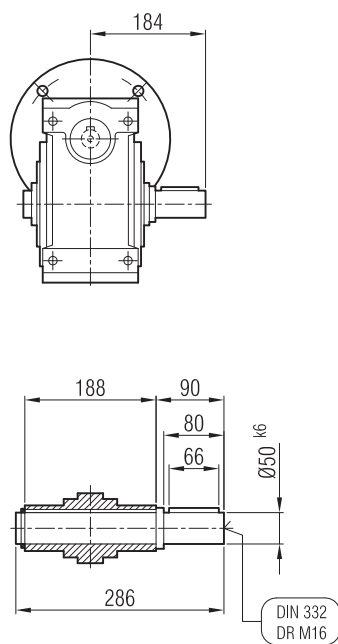




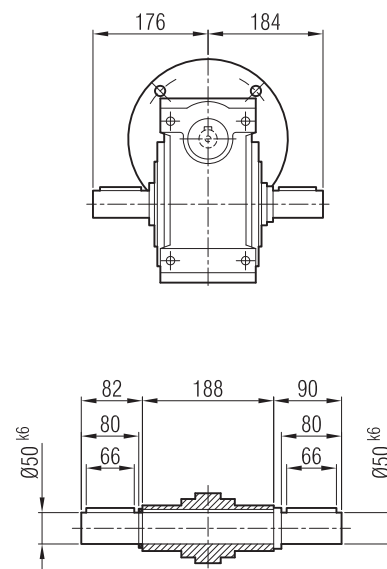
İRSAP 127



... -01



... -02

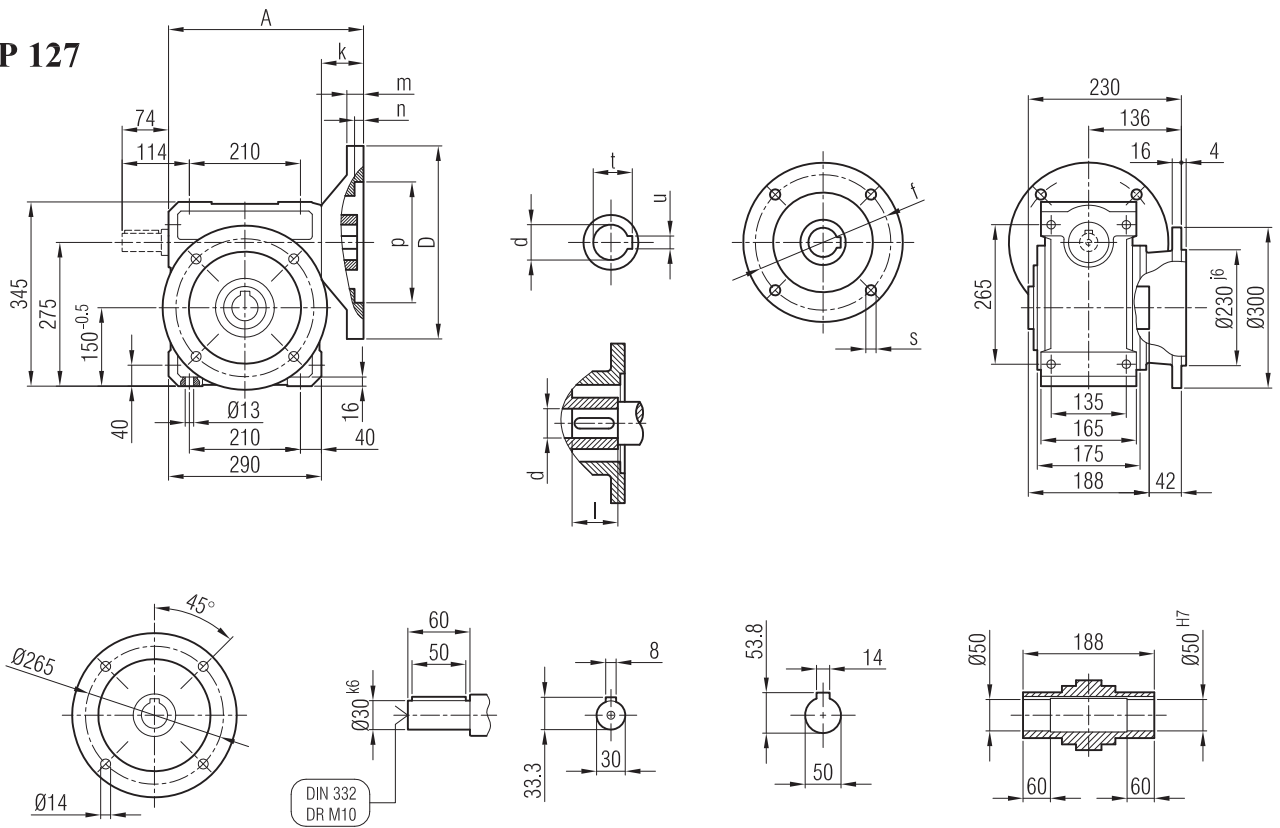


	A	p	f	D	s	k	m	n	d	l	t	u					
100/B14	328	110	130	160	9	38	11	5	28	60	31.3	8					
112/B14	328	110	130	160	9	38	11	5	28	60	31.3	8					
132/B14	327	130	165	200	11	37	11	5	38	80	41.3	10					

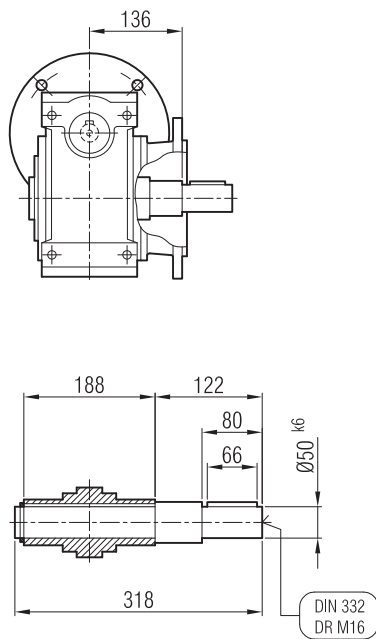




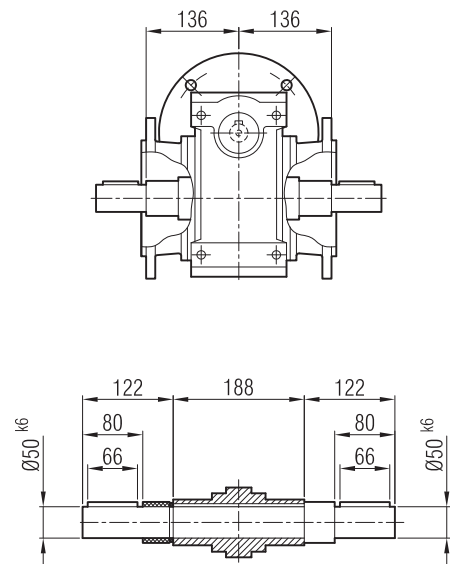
İRSFP 127



... -01



... -02

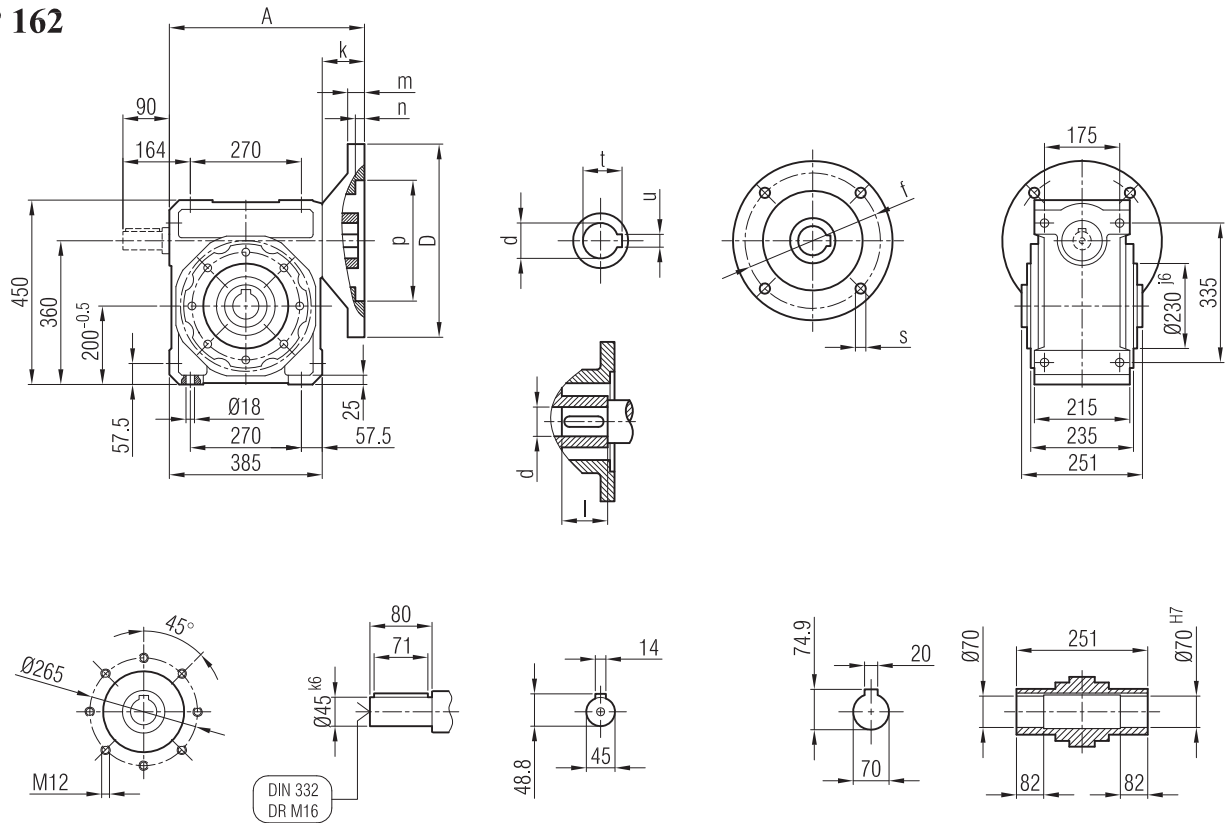


	A	p	f	D	s	k	m	n	d	l	t	u				
100/B14	328	110	130	160	9	38	11	5	28	60	31.3	8				
112/B14	328	110	130	160	9	38	11	5	28	60	31.3	8				
132/B14	327	130	165	200	11	37	11	5	38	80	41.3	10				

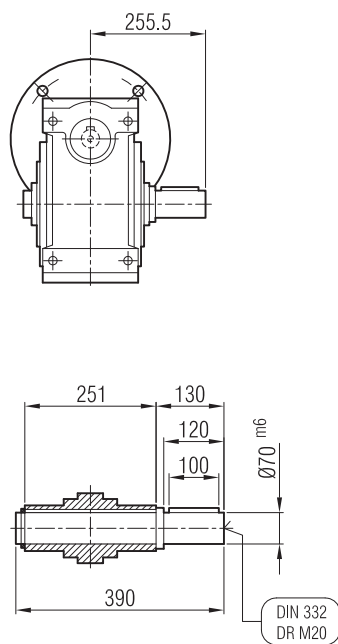




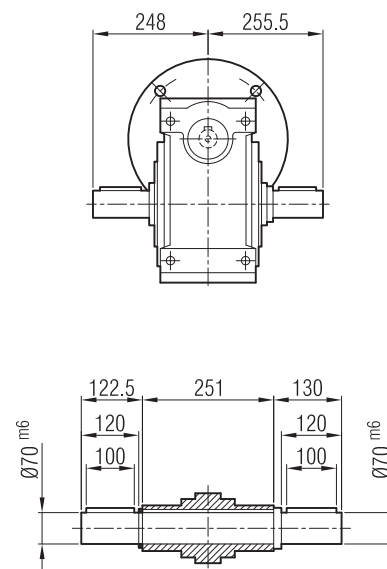
İRSAP 162



... -01



... -02

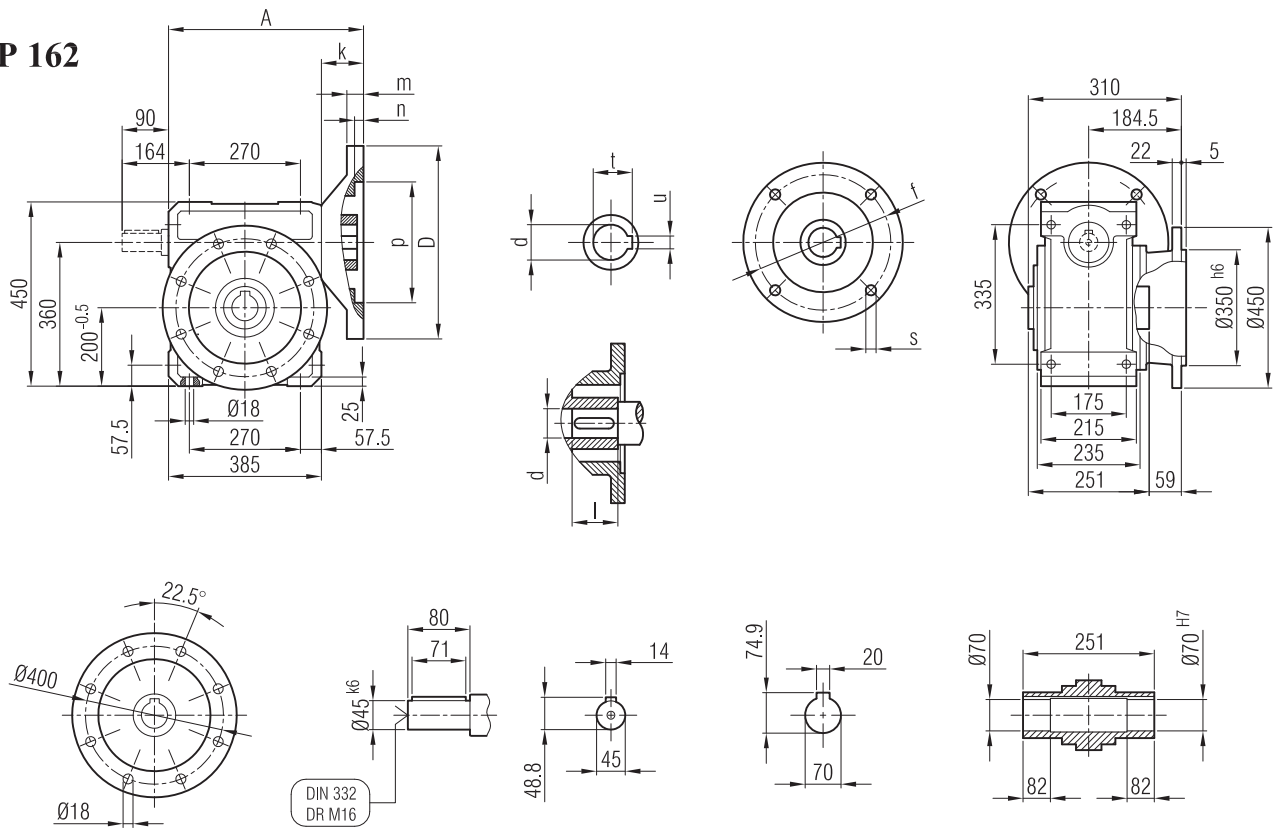


	A	p	f	D	s	k	m	n	d	l	t	u					
132/B14	446	130	165	200	11	61	23	5	38	80	41.3	10					
160/B14	446	180	215	250	13	62	17	5	42	110	45.3	12					

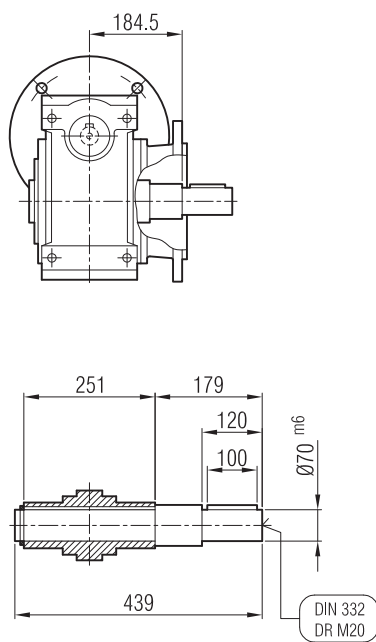




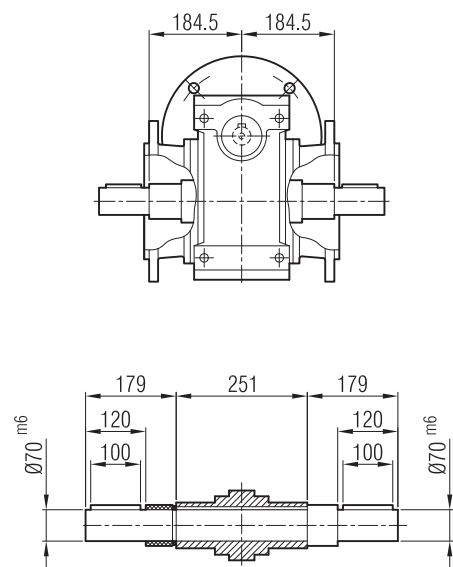
İRSFP 162



... -01



... -02



	A	p	f	D	s	k	m	n	d	l	t	u				
132/B14	446	130	165	200	11	61	23	5	38	80	41.3	10				
160/B14	446	180	215	250	13	62	17	5	42	110	45.3	12				







İRSDM ...



İRSDFM ...



İRSDM ... - 01



İRSDFM ... - 01



P ₁	n ₂	i _s	i _t	S _f	M ₂	F _{Q10}				
GÜÇ	Çıkış Devri	Sonsuz V. Tahvili	Toplam Tahvil	Servis Faktörü	Çıkış Momenti	Rad. Yük	Tip			
Power	Output Speeds	Worm Ratio	Total Ratio	Service Factor	Output Torque	Over Loads	Type			
Leistung	Abtriebswelle Drehzahlen	Schnecken Übersetzung	Gesamt Übersetzung	Betriebsfaktor	Abtriebswelle Drehmomente	Querkräfte	Typ			
[kW] Hp	[r.p.m]				[Nm]	[N]				kg
0,09 0,12	2,4	82	292,85	1,44	182	6250	İRSDM İRSDFM	64 / 71 8a	663	16
	2,7		260,26	1,60	162	6250			664	18
	3		232,88	1,76	146	6250				
	3,1	82	292,85	1,80	152	6250	İRSDM İRSDFM	64 / 63 M 6a	663	16
	3,3		275,81	1,88	143	6250			664	18
	3,5		260,26	1,98	135	6250				
	3,9		232,88	2,18	120	6250				
	4,1		220,76	2,28	115	6250				
	4,6		292,85	2,51	102	6250				
	4,8	275,81	2,64	99	6250	İRSDM İRSDFM	64 / 56 4b	663	13	
	5,1	260,26	2,77	92	6250			664	15	
	5,8	232,88	3,04	81	6250					
	6,1	220,76	3,18	77	6250					
	7,8	171,93	3,84	61	6250					
	8,6	156,54	4,13	54	6250					
9,6	140,08	4,48	49	6250						
11,6	114,80	5,16	40	6250						
16	82,00	6,48	29	6250						
0,12 0,16	2,4	82	292,85	1,08	243	6250	İRSDM İRSDFM	64 / 71 8b	663	16
	2,7		260,26	1,20	216	6250			664	18
	3		232,88	1,32	195	6250				
	3,1	82	292,85	1,35	202	6250	İRSDM İRSDFM	64 / 63 M 6b	663	16
	3,3		275,81	1,41	191	6250			664	18
	3,5		260,26	1,48	179	6250				
	3,9		232,88	1,63	160	6250				
	4,1		220,76	1,71	153	6250				
	4,6		292,85	1,89	137	6250			İRSDM İRSDFM	64 / 63 M 4a
	4,8	275,81	1,98	131	6250	664	15			
	5,1	260,26	2,08	123	6250					
	5,8	232,88	2,28	108	6250					
	6	221,42	2,64	101	6250					
	6,4	208,54	2,78	95	6250					
	6,8	196,78	2,90	89	6250					
7,5	178,57	3,61	98	6250						
8	168,18	3,80	72	6250						
8,5	159,69	3,98	87	6250						
10	134,61	4,55	73	6250						
0,18 0,25	3	53	226,45	2,19	355	9900	İRSDM İRSDFM	81 / 80 M 8a	665	38
	3,5		198,75	2,46	311	9900			666	41
	4		179,38	2,69	281	9900				
	4,5	53	198,75	3,07	246	9900	İRSDM İRSDFM	81 / 71 M 6a	665	36
	5		188,68	3,21	233	9900			666	39
	5		170,90	3,81	206	9900				
	6	40	150,00	4,26	180	9900				
	7		135,38	4,63	163	9900				
	2,7	82	260,26	0,80	324	6150	İRSDM İRSDFM	64 / 80 M 8a	663	18
	3		232,88	0,88	292	6150			664	20





P ₁	n ₂	i _s	i _t	S _f	M ₂	F _{Q10}					
GÜÇ	Çıkış Devri	Sonsuz V. Tahvili	Toplam Tahvil	Servis Faktörü	Çıkış Momenti	Rad. Yük	Tip				
Power	Output Speeds	Worm Ratio	Total Ratio	Service Factor	Output Torque	Over Loads	Type				
Leistung	Abtriebswelle Drehzahlen	Schnecken Übersetzung	Gesamt Übersetzung	Betriebsfaktor	Abtriebswelle Drehmomente	Querkräfte	Typ				
[kW] Hp	[r.p.m]					[Nm]	[N]			kg	
0,18 0,25	3,1		292,85	0,90	301	6150	İRSDM İRSDFM	64 / 71 M 6a		663 664	14 16
	3,3		275,81	0,94	287	6150					
	3,5	82	260,26	0,99	270	6150					
	3,9		232,88	1,09	242	6150					
	4,1		220,76	1,14	230	6150					
	4,6		292,85	1,26	205	6150	İRSDM İRSDFM	64 / 63 M 4b		663 664	14 16
	4,8	82	275,81	1,32	197	6150					
	5,1		260,26	1,39	185	6150					
	5,8		232,88	1,52	162	6150					
	6		221,42	1,76	160	6150	İRSDM İRSDFM	64 / 63 M 4b		663 664	14 16
	6,4	62	208,54	1,85	149	6150					
	6,8		196,78	1,93	141	6150					
	7,5		178,57	2,41	147	6150	İRSDM İRSDFM	64 / 63 M 4b		663 664	14 16
	8	50	168,18	2,53	139	6150					
	8,5		158,69	2,65	131	6150					
	9,5		142,00	2,90	117	6150					
	9,5		139,28	3,37	120	6150	İRSDM İRSDFM	64 / 63 M 4b		663 664	14 16
	10	39	131,18	3,53	113	6150					
	11		123,78	3,70	107	6150					
	12		110,76	4,04	95	6150					
12,5		107,14	4,31	91	6150	İRSDM İRSDFM	64 / 63 M 4b		663 664	14 16	
13		100,90	4,52	87	6150						
14		95,21	4,72	82	6150						
15,5	30	85,20	5,13	73	6150						
16,5		80,76	5,34	69	6150						
21		62,90	6,36	54	6150						
23,5		57,27	6,78	49	6150						
26		51,25	7,30	45	6150						
0,25 0,34	3		207,14	3,00	469	15350	İRSDM İRSDFM	101 / 80 M 8b		667 668	60 65
	3,5	50	195,45	3,33	443	15350					
	4		177,50	3,80	397	15350	İRSDM İRSDFM	101 / 80 M 8b		667 668	60 65
	4,5	40	156,36	4,78	355	15350					
	5		142,00	5,18	320	15350	İRSDM İRSDFM	81 / 80 M 8b		665 666	39 42
	3		226,45	1,57	493	9900					
	3,5	53	198,75	1,77	433	9900					
	4		179,38	1,93	390	9900					
	4,5	53	198,75	2,21	343	9900					
	5		179,38	2,41	308	9900					
	6		226,45	2,86	258	9900	İRSDM İRSDFM	81 / 71 M 4a		665 666	35 38
	7	53	198,75	3,19	226	9900					
	7,5		188,68	3,33	214	9900					
	8		179,38	3,46	204	9900					
	4,1		221,42	0,92	298	6100	İRSDM İRSDFM	64 / 71 M 6b		663 664	17 19
	4,3	62	208,54	0,96	284	6100					
	4,6		196,78	1,02	265	6100					



P ₁	n ₂	İ _s	İ _t	S _f	M ₂	F _{Q10}				
GÜÇ	Çıkış Devri	Sonsuz V. Tahvili	Toplam Tahvil	Servis Faktörü	Çıkış Momenti	Rad. Yük	Tip			
Power	Output Speeds	Worm Ratio	Total Ratio	Service Factor	Output Torque	Over Loads	Type			
Leistung	Abtriebswelle Drehzahlen	Schnecken Übersetzung	Gesamt Übersetzung	Betriebsfaktor	Abtriebswelle Drehmomente	Querkräfte	Typ			
[kW] Hp	[r.p.m]				[Nm]	[N]		kg		
0,25 0,34	4,6	82	292,85	0,91	285	6100	İRSDM İRSDFM	64 / 71 M 4a	663 664	15 17
	4,8		275,81	0,95	273	6100				
	5,1		260,26	1,00	256	6100				
	5,8		232,88	1,09	225	6100				
	6	62	221,42	1,26	221	6100				
	6,5		208,54	1,30	207	6100				
	7		196,78	1,39	195	6100				
	7,5	50	178,57	1,74	203	6100				
	8		168,18	1,82	193	6100				
	8,5		158,69	1,91	182	6100				
	9,5		142,00	2,09	162	6100				
	9,6	39	139,28	2,42	166	6100				
	10		131,18	2,54	156	6100				
	11		123,78	2,66	148	6100				
	12		110,76	2,91	132	6100				
	12,5	30	107,14	3,10	1127	6100				
13	100,90		3,25	120	6100					
14	95,21		3,40	113	6100					
15,5	85,20		3,69	101	6100					
16,5	80,76		3,84	96	6100					
21	62,90		4,57	75	6100					
23,5	57,27	4,88	68	6100						
26	51,25	5,25	61	6100						
0,37 0,5	1,4	111	473,21	2,82	1333	25500	İRSDM İRSDFM	161 / 90 S 8a	671 672	165 175
	1,6		417,57	3,09	1182	25500				
	1,8		371,60	3,45	1050	25500				
	2,1		333,00	3,72	939	25500				
	2,3		300,11	4,08	847	25500				
	3	50	207,14	2,25	695	15250				
	3,5		195,45	2,37	655	15250				
	4		177,50	2,57	588	15250				
	4,5	50	195,45	2,93	506	15250				
	5		177,50	3,17	466	15250				
	5,5	40	165,71	3,80	444	15250				
	6		147,82	4,17	400	15250				
	7		133,33	4,54	358	15250				
	4	53	226,45	1,32	576	9800				
	4,5		198,75	1,49	506	9800				
	5		179,38	1,62	357	9800				
5,5	40	170,91	1,85	422	9800					
6		150,00	2,06	370	9800					
6,5		135,38	2,25	333	9800					
7	53	198,75	2,15	335	9800					
7,5		188,68	2,25	318	9800					
8		179,38	2,33	302	9800					



P ₁	n ₂	i _s	i _t	S _f	M ₂	F _{Q10}				
GÜÇ	Çıkış Devri	Sonsuz V. Tahvili	Toplam Tahvil	Servis Faktörü	Çıkış Momenti	Rad. Yük	Tip			
Power	Output Speeds	Worm Ratio	Total Ratio	Service Factor	Output Torque	Over Loads	Type			
Leistung	Abtriebswelle Drehzahlen	Schnecken Übersetzung	Gesamt Übersetzung	Betriebsfaktor	Abtriebswelle Drehmomente	Querkräfte	Typ			
[kW] Hp	[r.p.m]				[Nm]	[N]				kg
0,37 0,5	8	40	170,91	2,65	285	9800	İRSDM İRSDFM	81 / 71 M 4b	665	35
	9		150,00	2,93	250	9800				
	10		142,40	3,05	236	9800				
	11	30	128,18	3,95	229	9800				
	12,5		112,50	4,37	202	9800				
	14		101,53	4,72	181	9800				
	15		92,14	5,07	164	9800				
	17,5		80,32	5,59	144	9800				
	21	67,71	6,29	121	9800					
	6	62	221,42	0,85	327	6040				
6,5	208,54		0,90	307	6040					
7	196,78		0,94	288	6040					
7,5	50	178,57	1,17	301	6040					
8		168,18	1,23	286	6040					
8,5		158,69	1,29	268	6040					
9,5		142,00	1,41	240	6040					
9,6	39	139,28	1,64	246	6040					
10		131,18	1,72	232	6040					
11		123,78	1,80	219	6040					
12		110,76	1,97	196	6040					
12,5	30	107,14	2,10	189	6040					
13		100,90	2,20	178	6040					
14		95,21	2,30	167	6040					
15,5		85,20	2,50	151	6040					
16,5		80,76	2,60	142	6040					
21		62,90	3,09	115	6040					
23,5		57,27	3,30	101	6040					
26		51,25	3,55	90	6040					
32	42,00	4,03	74	6040						
0,55 0,75	1,4	111	473,21	1,90	1982	25500	İRSDM İRSDFM	161 / 90 L 8a	671	168
	1,6		417,57	2,08	1756	25500				
	1,8		371,60	2,32	1560	25500				
	2,1		333,00	2,50	1396	25500				
	2,3		300,11	2,75	1259	25500				
	2,5		271,75	3,00	1142	25500				
	2,8		247,06	3,20	1037	25500				
	3,1	225,36	3,44	946	25500					
	3	50	207,14	1,51	1033	15170				
	3,5		195,45	1,59	974	15170				
4	50	207,14	1,87	805	15170					
4,5		195,45	1,97	752	15170					
5		177,50	2,13	692	15170					
5,5	40	165,71	2,55	660	15170					
6		147,82	2,80	595	15170					
6,5	50	207,14	2,67	527	15170					
7		195,45	2,80	497	15170					
8		177,50	3,01	452	15170					





P ₁	n ₂	i _s	i _t	S _f	M ₂	F _{Q10}						
GÜÇ	Çıkış Devri	Sonsuz V. Tahvili	Toplam Tahvil	Servis Faktörü	Çıkış Momenti	Rad. Yük	Tip					
Power	Output Speeds	Worm Ratio	Total Ratio	Service Factor	Output Torque	Over Loads	Type					
Leistung	Abtriebswelle Drehzahlen	Schnecken Übersetzung	Gesamt Übersetzung	Betriebsfaktor	Abtriebswelle Drehmomente	Querkräfte	Typ					
[kW] Hp	[r.p.m]					[Nm]	[N]			kg		
0,55 0,75	8,5	40	165,71	3,62	438	15170	İRSDM İRSDFM	101 / 80 M 4a	667	59		
	9		156,36	3,79	414	15170			668	64		
	10		142,00	4,07	372	15170						
	4	53	226,45	0,88	857	9670	İRSDM İRSDFM	81 / 80 M 6b	665	38		
	4,5		198,75	1,00	753	9670			666	41		
	5		179,38	1,09	679	9670						
		5,5	40	170,91	1,24	628	9670	İRSDM İRSDFM	81 / 80 M 4a	665	38	
		6		150,00	1,38	550	9670			666	41	
		6,5		135,38	1,51	497	9670					
		7	53	198,75	1,44	498	9670	İRSDM İRSDFM	81 / 80 M 4a	665	38	
		7,5		188,68	1,51	472	9670			666	41	
		8		179,38	1,56	450	9670					
		8	40	170,91	1,78	423	9670	İRSDM İRSDFM	81 / 80 M 4a	665	38	
		9		150,00	1,97	370	9670			666	41	
		10		142,40	2,05	352	9670					
			11	30	128,18	2,65	341	9670	İRSDM İRSDFM	64 / 80 M 4a	663	18
			12,5		112,50	2,93	299	9670			664	20
			14		101,53	3,17	270	9670				
		15	50	92,14	3,41	245	9670	İRSDM İRSDFM	64 / 80 M 4a	663	18	
		17,5		80,32	3,76	214	9670			664	20	
		21		67,71	4,23	180	9670					
			7,5	39	178,57	0,79	447	5890	İRSDM İRSDFM	64 / 80 M 4a	663	18
			7,9		168,18	0,83	424	5890			664	20
			8,4		158,69	0,87	400	5890				
		9,4	30	142,00	0,95	357	5890	İRSDM İRSDFM	64 / 80 M 4a	663	18	
		9,5		139,28	1,10	366	5890			664	20	
		10		131,18	1,16	345	5890					
			11	50	123,78	1,21	325	5890	İRSDM İRSDFM	64 / 80 M 4a	663	18
			12		110,76	1,32	291	5890			664	20
			12,5		107,14	1,41	281	5890				
		13	30	100,90	1,48	263	5890	İRSDM İRSDFM	64 / 80 M 4a	663	18	
		14		95,21	1,54	249	5890			664	20	
		15,5		85,20	1,68	224	5890					
			16,5	30	80,76	1,75	211	5890	İRSDM İRSDFM	64 / 80 M 4a	663	18
			21		62,90	2,08	164	5890			664	20
			23,5		57,27	2,22	150	5890				
		26	50	51,25	2,39	135	5890	İRSDM İRSDFM	64 / 80 M 4a	663	18	
		32		42,00	2,71	110	5890			664	20	
		45		30,00	3,30	78	5890					
		0,75 1	1,4	111	473,21	1,39	2705	25200	İRSDM İRSDFM	161 / 100 L 8a	671	171
			1,6		417,57	1,53	2395	25200			672	181
			1,8		371,60	1,70	2128	25200				
		2	111	473,21	1,76	1965	25200	İRSDM İRSDFM	161 / 90 S 6a	671	173	
		2,3		417,57	1,97	1709	25200			672	183	





P ₁	n ₂	i _s	i _t	S _f	M ₂	F _{Q10}				
GÜÇ	Çıkış Devri	Sonsuz V. Tahvili	Toplam Tahvil	Servis Faktörü	Çıkış Momenti	Rad. Yük		Tip		
Power	Output Speeds	Worm Ratio	Total Ratio	Service Factor	Output Torque	Over Loads		Type		
Leistung	Abtriebswelle Drehzahlen	Schnecken Übersetzung	Gesamt Übersetzung	Betriebsfaktor	Abtriebswelle Drehmomente	Querkräfte		Typ		
[kW] Hp	[r.p.m]				[Nm]	[N]				kg
0,75	2,5	87	370,89	2,49	1626	25200	İRSDM	161 / 90 S 6a	671	173
	2,9		327,28	2,79	1402	25200			672	183
1	3,6	52	261,00	3,28	1130	25200	İRSDM	126 / 100 L 8a	669	102
	3		227,13	1,92	1597	21000			670	110
	3,5	50	200,56	2,13	1408	21000	İRSDM	101 / 90 S 6a	669	102
	4		189,07	2,24	1294	21000			670	110
	4	50	207,14	1,37	1097	15060	İRSDM	101 / 90 S 6a	498	63
	4,5		195,45	1,44	1025	15060			499	68
	5	40	177,50	1,56	944	15060	İRSDM	101 / 90 S 6a	498	63
	5,5		165,71	1,87	900	15060			499	68
	6	40	147,82	2,05	811	15060	İRSDM	101 / 90 S 6a	498	63
	6,5		124,28	1,96	719	15060			499	68
	7	50	195,45	2,06	679	15060	İRSDM	101 / 90 S 6a	498	63
	8		177,50	2,21	616	15060			499	68
	8,5	40	165,71	2,66	596	15060	İRSDM	101 / 80 M 4b	498	60
	9		156,36	2,78	564	15060			499	65
	10	30	142,00	2,99	508	15060	İRSDM	101 / 80 M 4b	498	60
	11		124,28	3,69	474	15060			499	65
	12	30	117,27	3,85	434	15060	İRSDM	101 / 80 M 4b	498	60
	13		106,50	4,13	392	15060			499	65
	14	53	99,99	4,32	372	15060	İRSDM	101 / 80 M 4b	498	60
	6		226,45	0,94	773	9490			499	65
	7	53	198,75	1,05	679	9490	İRSDM	101 / 80 M 4b	665	39
	7,5		188,68	1,10	645	9490			666	42
	8	40	179,38	1,14	613	9490	İRSDM	101 / 80 M 4b	665	39
	8		170,91	1,30	476	9490			666	42
	9	40	150,00	1,44	505	9490	İRSDM	101 / 80 M 4b	665	39
	10		142,40	1,50	480	9490			666	42
	11	30	128,18	1,94	464	9490	İRSDM	101 / 80 M 4b	665	39
	12,5		112,50	2,14	408	9490			666	42
	14	30	101,53	2,32	364	9490	İRSDM	101 / 80 M 4b	665	39
	15		92,14	2,50	334	9490			666	42
	17,5	39	80,32	2,75	292	9490	İRSDM	101 / 80 M 4b	665	39
	21		67,71	3,10	246	9490			666	42
	9,5	39	139,28	0,81	499	5650	İRSDM	101 / 80 M 4b	665	39
	10		131,18	0,85	469	5650			666	42
	11	39	123,78	0,89	443	5650	İRSDM	101 / 80 M 4b	665	39
	12		110,76	0,97	396	5650			666	42
	12,5	30	107,14	1,03	383	5650	İRSDM	64 / 80 M 4b	663	19
	13		100,90	1,08	360	5650			664	21
	14	30	95,21	1,13	339	5650	İRSDM	64 / 80 M 4b	663	19
	15,5		85,20	1,23	304	5650			664	21
	16,5	30	80,76	1,28	288	5650	İRSDM	64 / 80 M 4b	663	19
	21		62,90	1,53	225	5650			664	21
	23,5	30	57,27	1,63	204	5650	İRSDM	64 / 80 M 4b	663	19
	26		51,25	1,75	183	5650			664	21
	32	30	42	1,99	150	5650	İRSDM	64 / 80 M 4b	663	19
	45		30	2,42	108	5650			664	21



P ₁	n ₂	i _s	i _t	S _f	M ₂	F _{Q10}				
GÜÇ	Çıkış Devri	Sonsuz V. Tahvili	Toplam Tahvil	Servis Faktörü	Çıkış Momenti	Rad. Yük	Tip			
Power	Output Speeds	Worm Ratio	Total Ratio	Service Factor	Output Torque	Over Loads	Type			
Leistung	Abtriebswelle Drehzahlen	Schnecken Übersetzung	Gesamt Übersetzung	Betriebsfaktor	Abtriebswelle Drehmomente	Querkräfte	Typ			
[kW] Hp	[r.p.m]					[Nm]	[N]			kg
1,1 1,5	2	111	473,21	1,20	2882	25000	İRSDM İRSDFM	161 / 90 L 6b	671	168
	2,3		417,57	1,34	2506	25000				
	2,5	87	370,89	1,70	2386	25000				
	2,9		327,28	1,90	2056	25000				
	3,2		291,26	2,06	1863	25000				
	3,6		261,00	2,24	1657	25000				
	4	54	230,21	3,25	1808	25000				
	4,5		203,14	3,61	1573	25000				
	5		180,78	3,94	1392	25000				
	6		162,00	4,30	1247	25000				
	3,4	52	200,56	1,45	2070	20750				
	3,7		189,07	1,53	1908	20750				
	5,1		137,42	2,00	1385	20750				
	4	50	207,14	0,93	1609	14750				
	4,5		195,45	0,99	1504	14750				
	5		177,50	1,06	1384	14750				
	5,5	40	165,71	1,27	1320	14750				
	6		147,82	1,39	1212	14750				
	6,5	50	207,14	1,34	1054	14750				
	7		195,45	1,41	995	14750				
	8		177,50	1,51	904	14750				
	8,5	40	165,71	1,82	876	14750				
	9		156,36	1,90	827	14750				
	10		142,00	2,04	744	14750				
11	128,18		1,32	678	9250					
12,5	30	112,50	1,46	596	9250					
14		101,53	1,58	532	9250					
15		92,14	1,70	497	9250					
17,5		80,32	1,88	426	9250					
21		67,71	2,11	355	9250					
14		30	95,21	0,77	502	5400				
15,5	85,20		0,84	454	5400					
16,5	80,76		0,87	426	5400					
21	62,90		1,04	335	5400					
23,5	57,27		1,11	299	5400					
26	51,25		1,19	270	5400					
32	42,00		1,36	219	5400					
45	30,00		1,65	156	5400					
1,5 2	2	111	473,21	0,88	3929	24700	İRSDM İRSDFM	161 / 100 L 6a	671	168
	2,3		417,57	0,98	3417	24700				
	2,5	87	370,89	1,25	3252	24700				
	3		327,28	1,39	2804	24700				
	3,5		261,00	1,64	2259	24700				
	4		235,22	1,76	2034	24700				
	4	52	213,20	1,25	2309	20000				
	4,5		200,56	1,31	2204	20000				





P ₁	n ₂	İ _s	İ _t	S _f	M ₂	F _{Q10}				
GÜÇ	Çıkış Devri	Sonsuz V. Tahvili	Toplam Tahvil	Servis Faktörü	Çıkış Momenti	Rad. Yük				
Power	Output Speeds	Worm Ratio	Total Ratio	Service Factor	Output Torque	Over Loads	Tip			
Leistung	Abtriebswelle Drehzahlen	Schnecken Übersetzung	Gesamt Übersetzung	Betriebsfaktor	Abtriebswelle Drehmomente	Querkräfte	Type			
[kW] Hp	[r.p.m]				[Nm]	[N]				kg
1,5 2	5	52	189,07	1,38	2064	20000	İRSDM İRSDFM	126 / 100 L 6a	669	104
	6		151,99	1,64	1644	20000			670	112
	5,5	50	166,66	0,81	1746	14440				
	7		125,00	1,03	1310	14440				
	9		100,00	1,39	1081	14440				
	12	30	75,00	1,93	823	14440	İRSDM İRSDFM	101 / 100 L 6a	667	71
	13		71,11	2,01	783	14440			668	76
	17		52,72	2,47	581	14440				
	7		195,45	1,03	1357	14440				
	8	50	177,50	1,10	1234	14440				
	8,5		166,66	1,16	1158	14440				
	11		125,00	1,43	867	14440				
	12		118,51	1,49	823	14440				
	14		100,00	1,92	725	14440				
	15	94,81	2,00	688	14440	İRSDM İRSDFM	101 / 90 L 4a	667	71	
	18,5	30	75,00	2,62	564	14440				
	20		71,11	2,71	522	14440				
	27		52,72	3,26	386	14440				
30	20	47,40	2,91	383	14440					
37	15	37,50	3,82	309	14440					
11	30	128,18	0,97	924	8900					İRSDM İRSDFM
12,5		112,50	1,07	813	8900					
14		101,53	1,16	726	8900					
15		92,14	1,25	678	8900					
17,5		80,32	1,38	581	8900					
21		67,71	1,55	484	8900					
2,2 3	2,8	111	333,00	0,80	4116	24350	İRSDM İRSDFM	161 / 112 M 6a	671	183
	3,1		300,11	0,87	3718	24350			672	193
	3	111	473,21	0,84	4253	24350				
	3,4		417,57	0,92	3754	24350				
	3,8		371,60	1,00	3358	24350				
	4,3		333,00	1,09	2968	24350				
	5	87	291,26	1,38	2687	24350	İRSDM İRSDFM	161 / 100 L 4a	671	175
	5,5		261,00	1,49	2393	24350			672	185
	6		235,22	1,59	2194	24350				
	7	54	203,14	2,47	2186	24350				
	8		180,78	2,68	1937	24350				
	9		162,00	2,90	1738	24350				
	10		146,00	3,10	1561	24350				
	4	52	213,20	0,85	3394	19450	İRSDM İRSDFM	126 / 112 M 6a	669	114
	4,5		200,56	0,89	3240	19450				
	5		189,07	0,94	3034	19450				
	6		151,99	1,12	2416	19450				



P ₁	n ₂	i _s	i _t	S _f	M ₂	F _{Q10}			
GÜÇ	Çıkış Devri	Sonsuz V. Tahvili	Toplam Tahvil	Servis Faktörü	Çıkış Momenti	Rad. Yük	Tip		
Power	Output Speeds	Worm Ratio	Total Ratio	Service Factor	Output Torque	Over Loads	Type		
Leistung	Abtriebswelle Drehzahlen	Schnecken Übersetzung	Gesamt Übersetzung	Betriebsfaktor	Abtriebswelle Drehmomente	Querkräfte	Typ		
[kW] Hp	[r.p.m]				[Nm]	[N]		kg	
2,2 3	6,5	52	213,20	1,21	2289	19450	İRSDM İRSDFM	126 / 100 L 4a	669 102 670 110
	7		200,56	1,27	2156	19450			
	7,5		189,07	1,33	2011	19450			
	9	40	154,28	1,77	1700	19450			
	9,5		145,44	1,85	1593	19450			
	11		123,42	2,31	1391	19450			
	12		116,35	2,40	1310	19450			
	15		93,53	2,78	1055	19450			
	16,5		84,54	2,97	952	19450			
	20		70,66	3,32	794	19450			
	23	61,53	3,60	693	19450				
	27	51,84	3,97	582	19450				
	30	46,43	4,21	522	19450				
	11	50	125,00	0,98	1272	14100			
12	118,51		1,02	1208	14100				
14	40	100,00	1,31	1063	14100				
15		94,81	1,36	1008	14100				
18,5	30	75,00	1,78	826	14100				
20		71,11	1,85	765	14100				
27		52,72	2,22	566	14100				
30	20	47,40	1,98	561	14100				
37	15	37,50	2,60	453	14100				
14	30	101,53	0,79	1065	8700				
15		92,14	0,85	994	8700				
17,5		80,32	0,94	852	8700				
21		67,71	1,06	710	8700				
23		67,71	1,14	648	8700				
26		53,41	1,23	573	8700				
27		51,42	1,26	552	8700				
36,5		38,40	1,50	408	8700				
3 4	4,3	111	333,00	0,80	4048	24100	İRSDM İRSDFM	161 / 100 L 4b	671 174 672 184
	4,7		300,11	0,86	3702	24100			
	5,3		271,75	0,92	3283	24100			
	5,5	87	261,00	1,09	3263	24100			
	6		235,22	1,17	2991	24100			
	6,5		213,00	1,24	2678	24100			
	7,5		193,64	1,31	2425	24100			
	9		162,00	2,13	2370	24100			
	10	54	146,00	2,27	2119	24100			
	11		132,20	2,43	1932	24100			
	12		120,19	2,58	1753	24100			
	6,5		52	213,20	0,88	3122			
	7	200,56		0,93	2940	19100			
	7,5	189,07		0,97	2742	19100			
9	40	154,28	1,30	2317	19100				
9,5		145,44	1,35	2173	19100				



P ₁	n ₂	i _s	i _t	S _f	M ₂	F _{Q10}			
GÜÇ	Çıkış Devri	Sonsuz V. Tahvili	Toplam Tahvil	Servis Faktörü	Çıkış Momenti	Rad. Yük	Tip		
Power	Output Speeds	Worm Ratio	Total Ratio	Service Factor	Output Torque	Over Loads	Type		
Leistung	Abtriebswelle Drehzahlen	Schnecken Übersetzung	Gesamt Übersetzung	Betriebsfaktor	Abtriebswelle Drehmomente	Querkräfte	Typ		
[kW] Hp	[r.p.m]				[Nm]	[N]		kg	
3 4	11		123,42	1,69	1896	19100	İRSDM İRSDFM	126 / 100 L 4b	669 105 670 113
	12		116,35	1,76	1786	19100			
	15		93,53	2,03	1439	19100			
	16,5	32	84,54	2,17	1299	19100			
	20		70,66	2,43	1082	19100			
	23		61,53	2,64	944	19100			
	27		51,86	2,91	793	19100			
	30		46,43	3,08	712	19100			
	14	40	100,00	0,96	1432	13700			
	15		94,81	1,00	1337	13700			
	18,5		75,00	1,31	1130	13700			
	20	30	71,11	1,36	1045	13700			
	27		52,72	1,63	774	13700			
	30	20	47,40	1,45	754	13700			
37	15	37,50	1,91	611	13700				
4 5,5	5,5		261,00	0,82	4351	23500	İRSDM İRSDFM	161 / 112 M 4b	671 184 672 194
	6	87	235,22	0,88	3989	23500			
	6,7		213,00	0,93	3571	23500			
	7		203,14	1,36	3974	23500			
	8		180,78	1,48	3523	23500			
	9	54	162,00	1,60	3160	23500			
	10		146,00	1,70	2839	23500			
	11		132,20	1,82	2577	23500			
	12		120,19	1,93	2338	23500			
	11		126,00	2,10	2495	23500			
	12,5	42	113,55	2,25	2236	23500			
	14		102,82	2,39	2027	23500			
	15		93,48	2,52	1844	23500			
	9	40	154,28	0,97	3091	18500			
	9,5		145,44	1,01	2897	18500			
	11		123,42	1,28	2529	18500			
	12		116,35	1,32	2382	18500			
	15		93,53	1,52	1918	18500			
	16,5	32	84,54	1,63	1732	18500			
	20		70,65	1,82	1444	18500			
	23		61,53	1,98	1259	18500			
	27		51,86	2,18	1059	18500			
	30		46,43	2,31	950	18500			
	18,5		75,00	0,98	1507	13200			
20	30	71,11	1,02	1394	13200				
27		52,72	1,22	1032	13200				
30	20	47,40	1,09	1005	13200				
37	15	37,50	1,43	825	13200				
5,5 7,5	9		161,57	0,80	3740	23500	İRSDM İRSDFM	161 / 132 S 4c	671 193 672 203
	9,5	87	148,13	0,84	3427	23500			
	10,5		136,07	0,88	3136	23500			



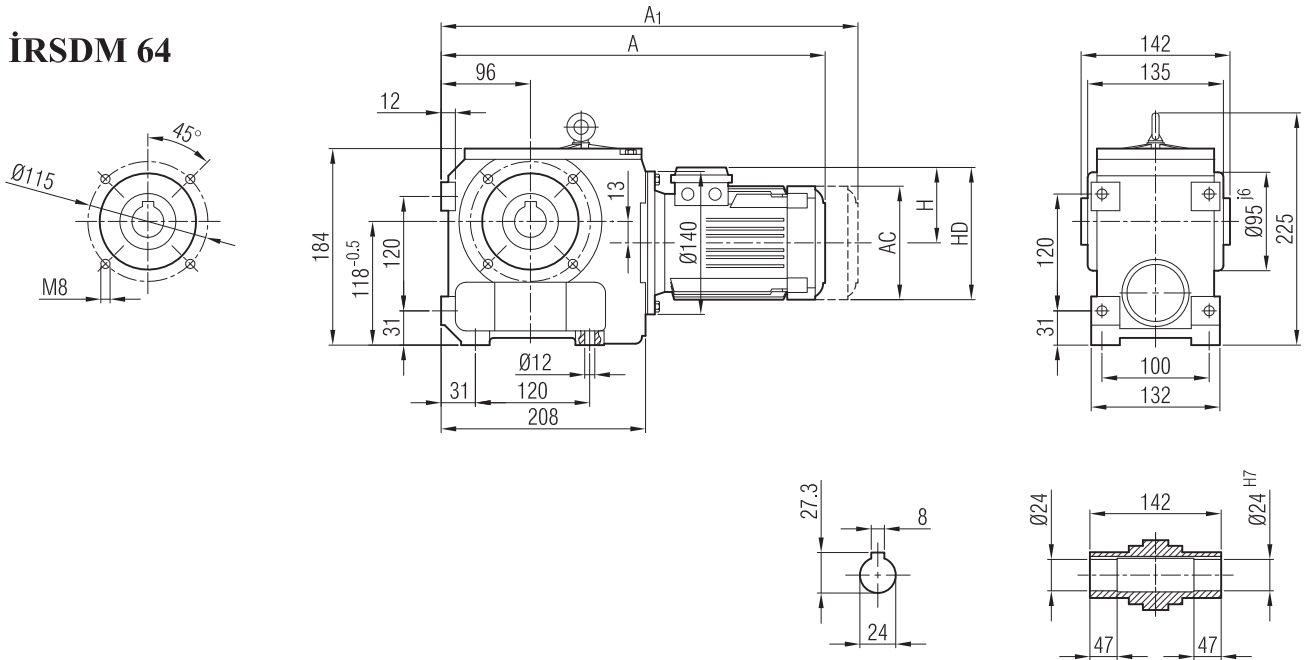


P ₁	n ₂	i _s	i _t	S _f	M ₂	F _{Q10}			
GÜÇ	Çıkış Devri	Sonsuz V. Tahvili	Toplam Tahvil	Servis Faktörü	Çıkış Momenti	Rad. Yük	Tip		
Power	Output Speeds	Worm Ratio	Total Ratio	Service Factor	Output Torque	Over Loads	Type		
Leistung	Abtriebswelle Drehzahlen	Schnecken Übersetzung	Gesamt Übersetzung	Betriebsfaktor	Abtriebswelle Drehmomente	Querkräfte			
[kW] Hp	[r.p.m]				[Nm]	[N]		kg	
5,5 7,5	13		109,63	1,48	2942	23000	İRSDM İRSDFM	161 / 132 S 4c	671 193 672 203
	14	54	100,28	1,57	2675	23000			
	15,5		91,94	1,65	2450	23000			
	16,5		85,27	1,94	2322	23000			
	18	42	78,00	2,25	2116	23000			
	20		71,51	2,14	1937	23000			
	23,5		60,90	2,76	1634	23000			
	26		55,71	2,89	1495	23000			
	28	30	51,08	3,03	1372	23000			
	31		46,92	3,15	1260	23000			
	42		33,65	3,66	903	23000			
	11		123,42	0,92	3478	17250			
	12		116,35	0,96	3274	17250			
	15		93,53	1,11	2638	17250			
16,5	32	84,54	1,18	2382	17250				
20		70,65	1,32	1985	17250				
23		61,53	1,44	1731	17250				
27		51,84	1,58	1455	17250				
30		46,43	1,68	1305	17250				
28	50	49,40	1,45	1360	17250				
7,5 10	13		109,63	1,08	4012	22440	İRSDM İRSDFM	161 / 132 M 4b	671 201 672 211
	14,3	54	100,28	1,15	3648	22440			
	15,6		91,94	1,21	3342	22440			
	16,5		85,27	1,42	3166	22440			
	18	42	78,00	1,65	2885	22440			
	20		71,51	1,57	2642	22440			
	22		65,69	1,64	2437	22440			
	23,5		60,90	2,02	2228	22440			
	26		55,71	2,12	2039	22440			
	28	30	51,08	2,22	1869	22440			
	31		46,92	2,31	1718	22440			
	43		33,65	2,68	1232	22440			
	17		85,27	0,97	4573	22440			
	18,5	42	78,00	1,13	4202	22440			
20		71,51	1,07	3887	22440				
22		65,69	1,12	3534	22440				
23,5		60,90	1,38	3397	22440				
26		55,71	1,45	3071	22440				
28	30	51,08	1,52	2851	22440				
31		46,92	1,57	2575	22440				
43		33,65	1,83	1857	22440				
47		30,45	2,01	1855	22440				
51		27,85	2,11	1710	22440				
56	15	25,54	2,20	1557	22440				
61		23,46	2,28	1429	22440				
85		16,82	2,66	1026	22440				

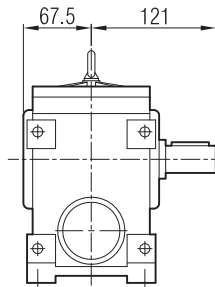




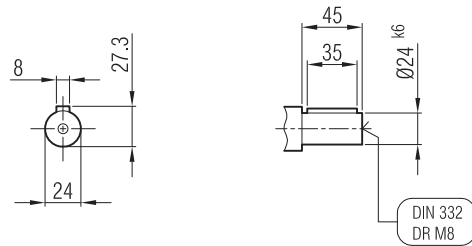
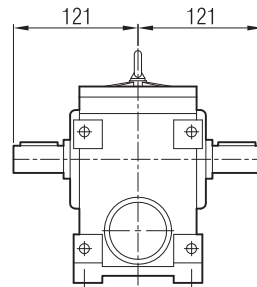
İRSDM 64



İRSDM 64-01



İRSDM 64-02



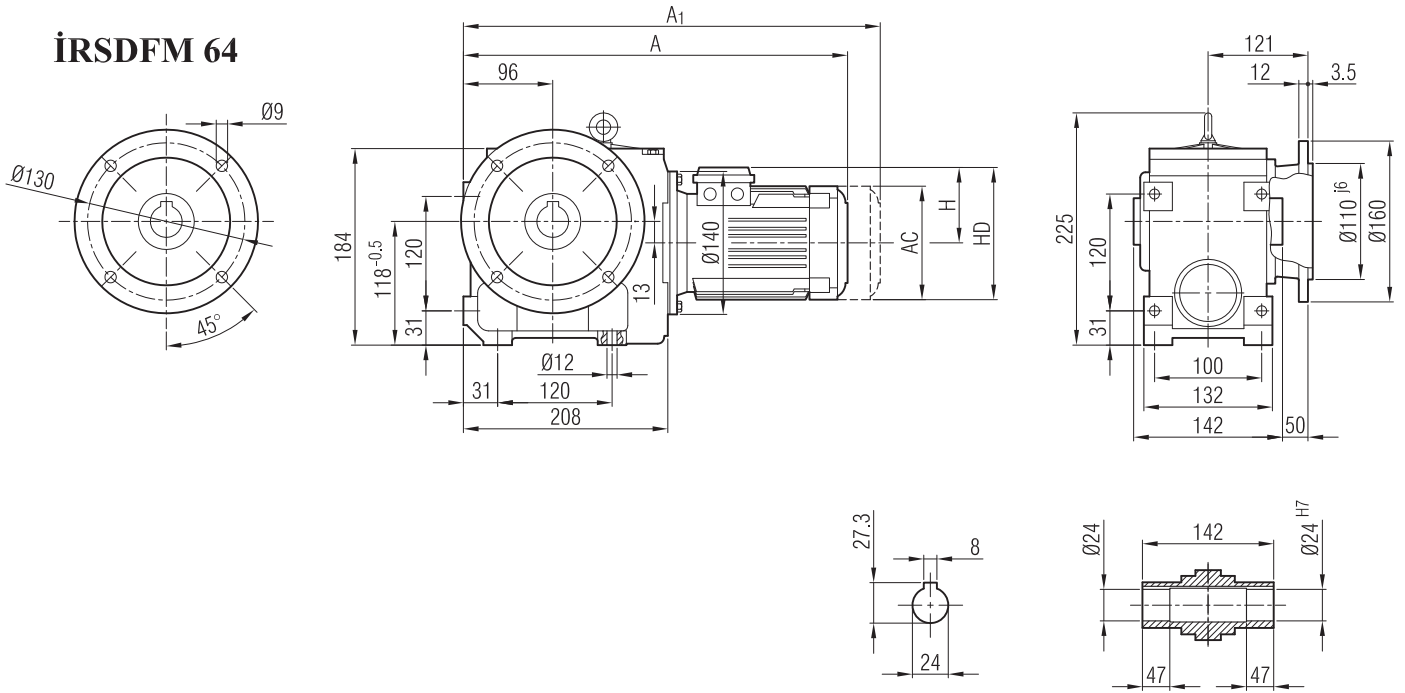
	56	63	71	80											
A	391	447	478	499											
A ₁	-	505	551	582											
H	96	99	111	118											
HD	152	162	182	198											
AC	105	123	138	158											

"A₁" Ölçüsü Frenli Motorlar içindir.
Dimension "A₁" is for motors with brake
Maß "A₁" ist für Motoren mit Bremse

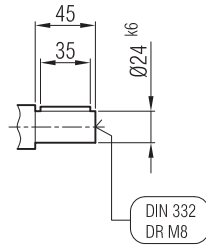
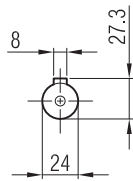
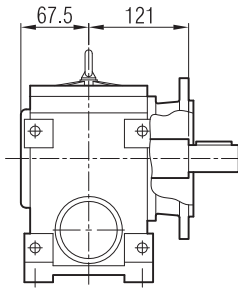




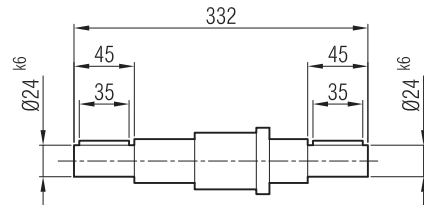
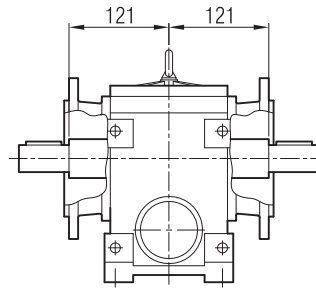
İRSDFM 64



İRSDFM 64-01



İRSDFM 64-02



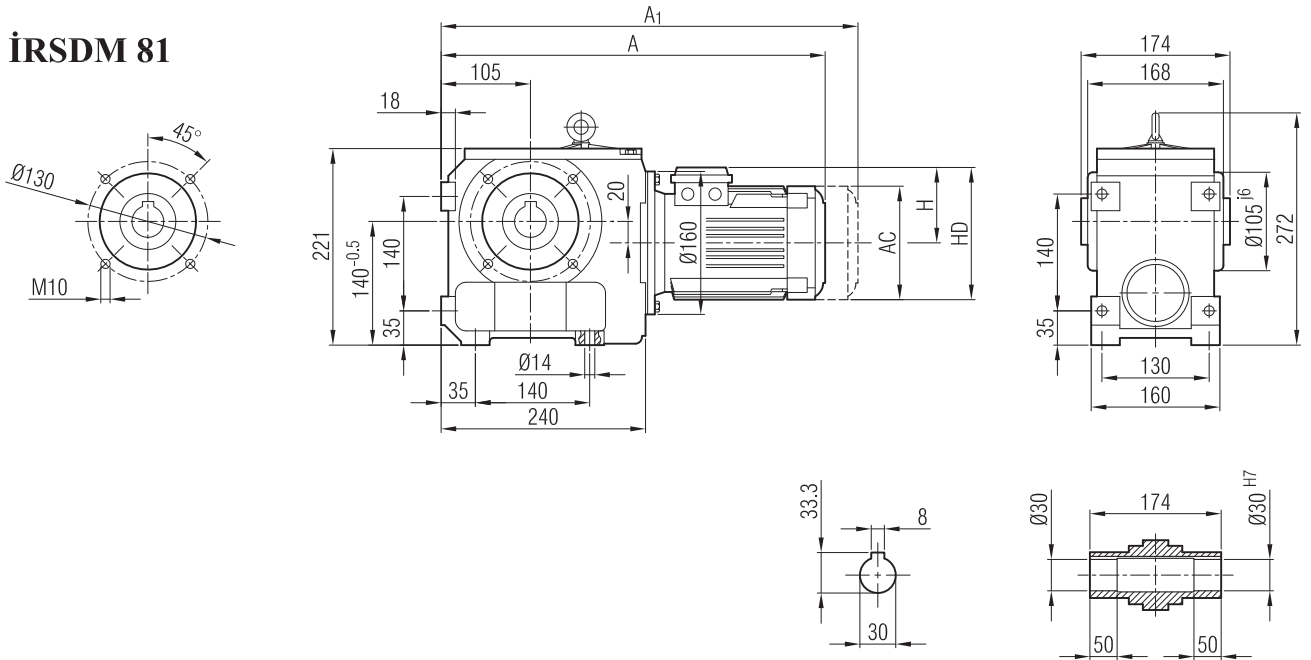
	56	63	71	80														
A	391	447	478	499														
A ₁	-	505	551	582														
H	96	99	111	118														
HD	152	162	182	198														
AC	105	123	138	158														

"A₁" Ölçüsü Frenli Motorlar içindir.
Dimension "A₁" is for motors with brake
Maß "A₁" ist für Motoren mit Bremse

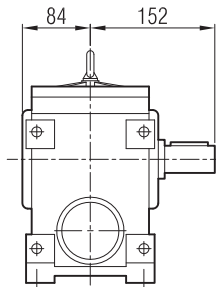




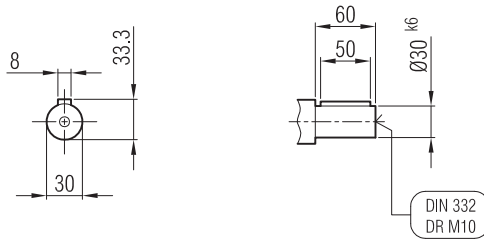
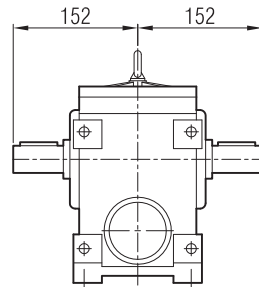
İRSDM 81



İRSDM 81-01



İRSDM 81-02



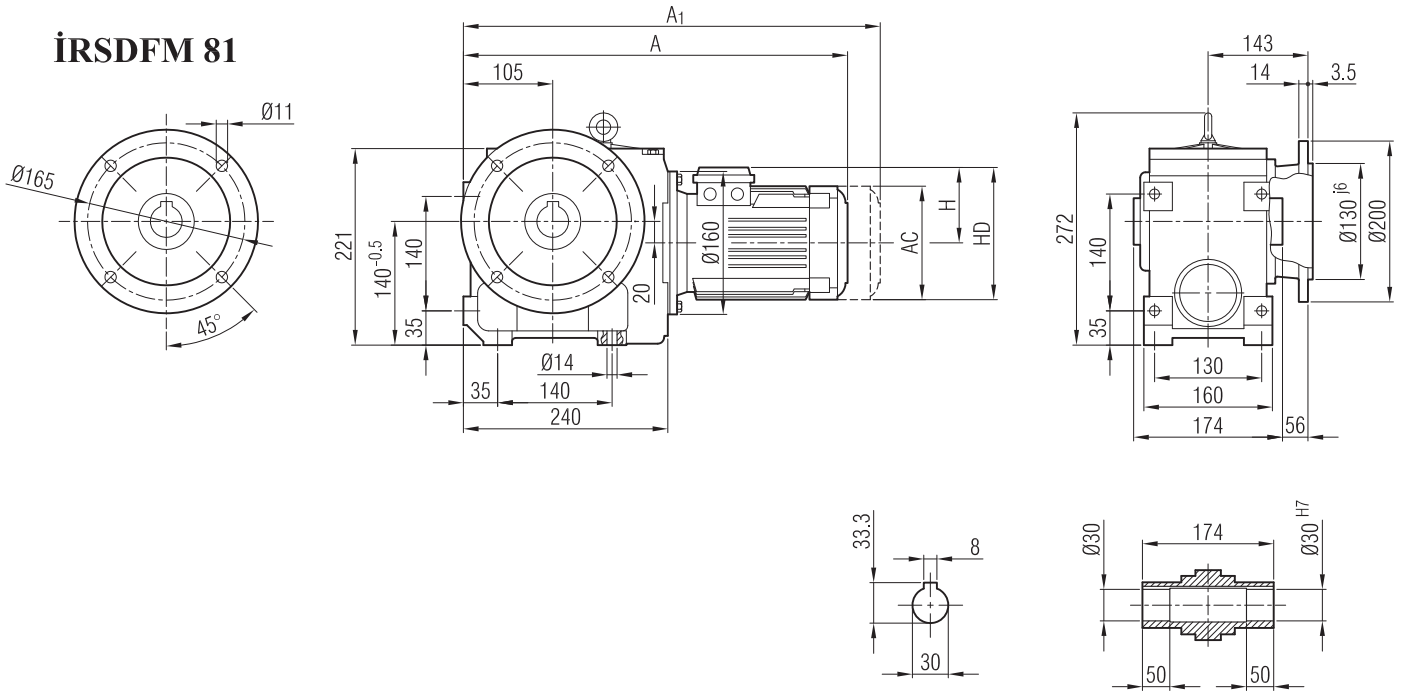
	56	63	71	80	90 S	90 L									
A			531	543	557	582									
A ₁			604	626	642	667									
H			111	118	132	132									
HD			182	198	222	222									
AC			138	158	193	193									

"A₁" Ölçüsü Frenli Motorlar içindir.
Dimension "A₁" is for motors with brake
Maß "A₁" ist für Motoren mit Bremse

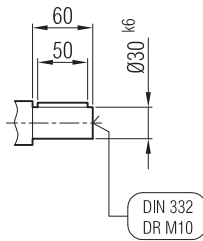
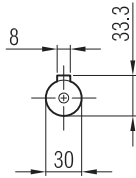
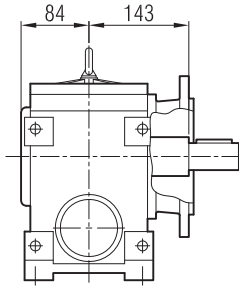




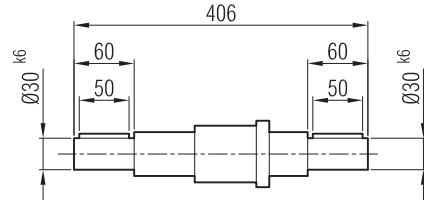
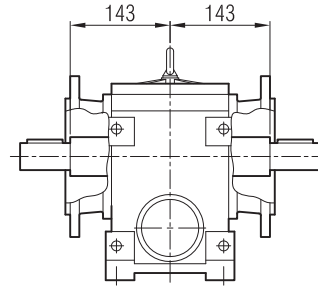
İRSDFM 81



İRSDFM 81-01



İRSDFM 81-02



	56	63	71	80	90 S	90 L								
A			531	543	557	582								
A ₁			604	626	642	667								
H			111	118	132	132								
HD			182	198	222	222								
AC			138	158	193	193								

"A₁" Ölçüsü Frenli Motorlar içindir.

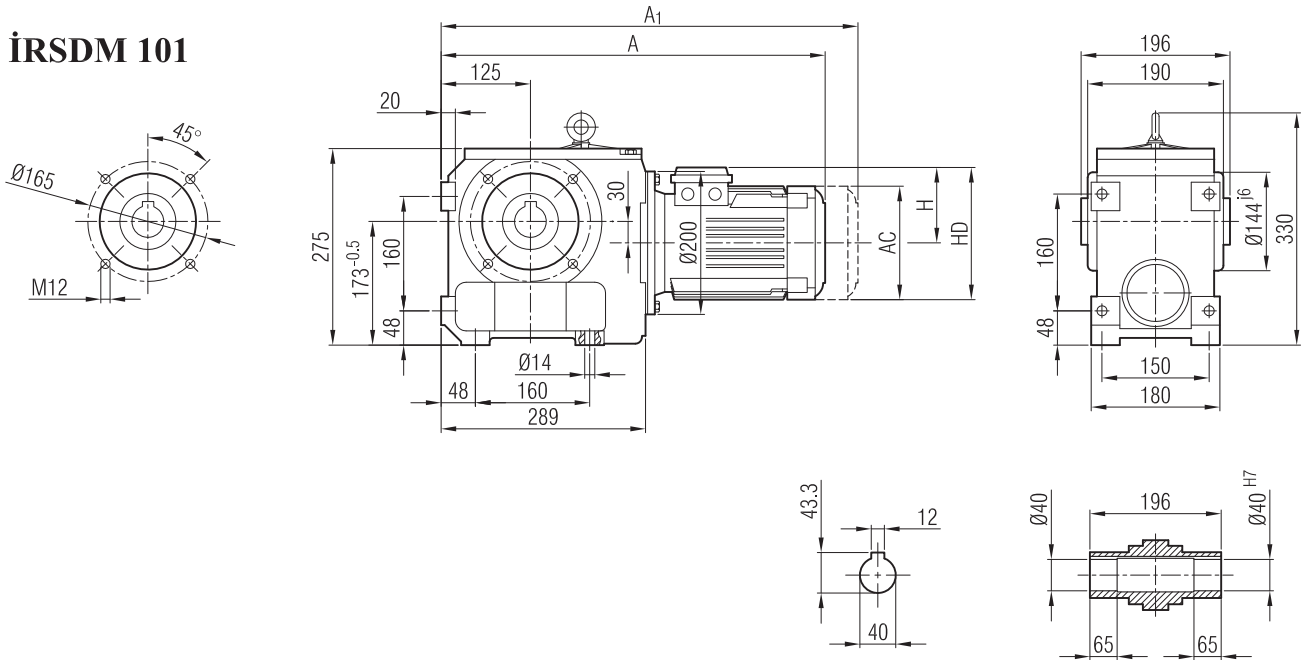
Dimension "A₁" is for motors with brake

Maß "A₁" ist für Motoren mit Bremse

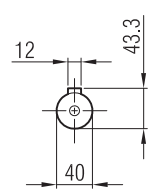
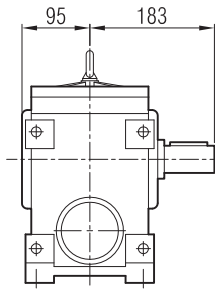




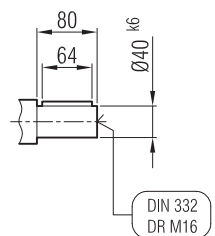
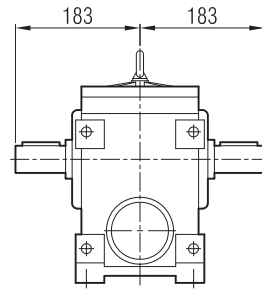
İRSDM 101



İRSDM 101-01



İRSDM 101-02



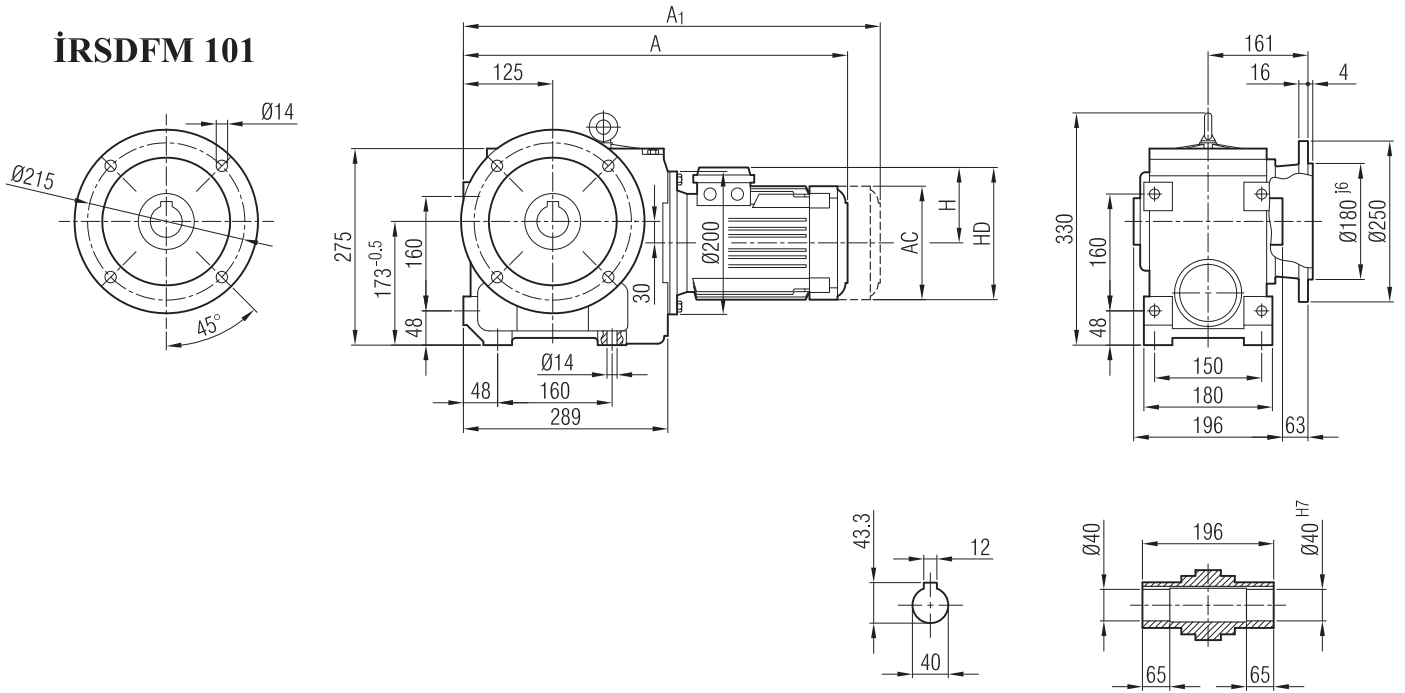
	56	63	71	80	90 S	90 L	100								
A				520	536	556	667								
A ₁				603	621	641	769								
H				118	132	132	141								
HD				198	222	222	241								
AC				158	193	193	217								

"A₁" Ölçüsü Frenli Motorlar içindir.
Dimension "A₁" is for motors with brake
Maß "A₁" ist für Motoren mit Bremse

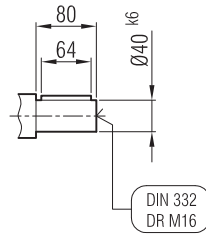
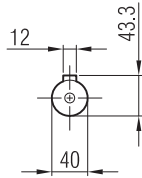
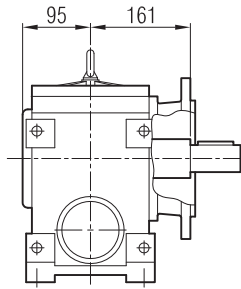




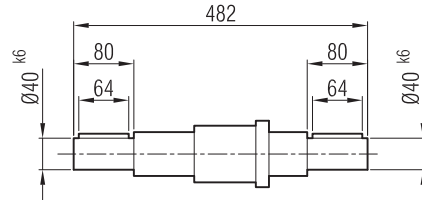
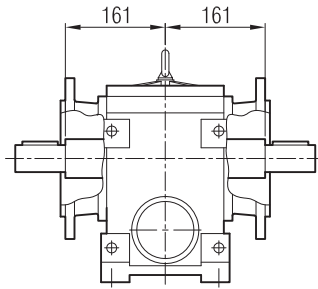
İRSDFM 101



İRSDFM 101-01



İRSDFM 101-02



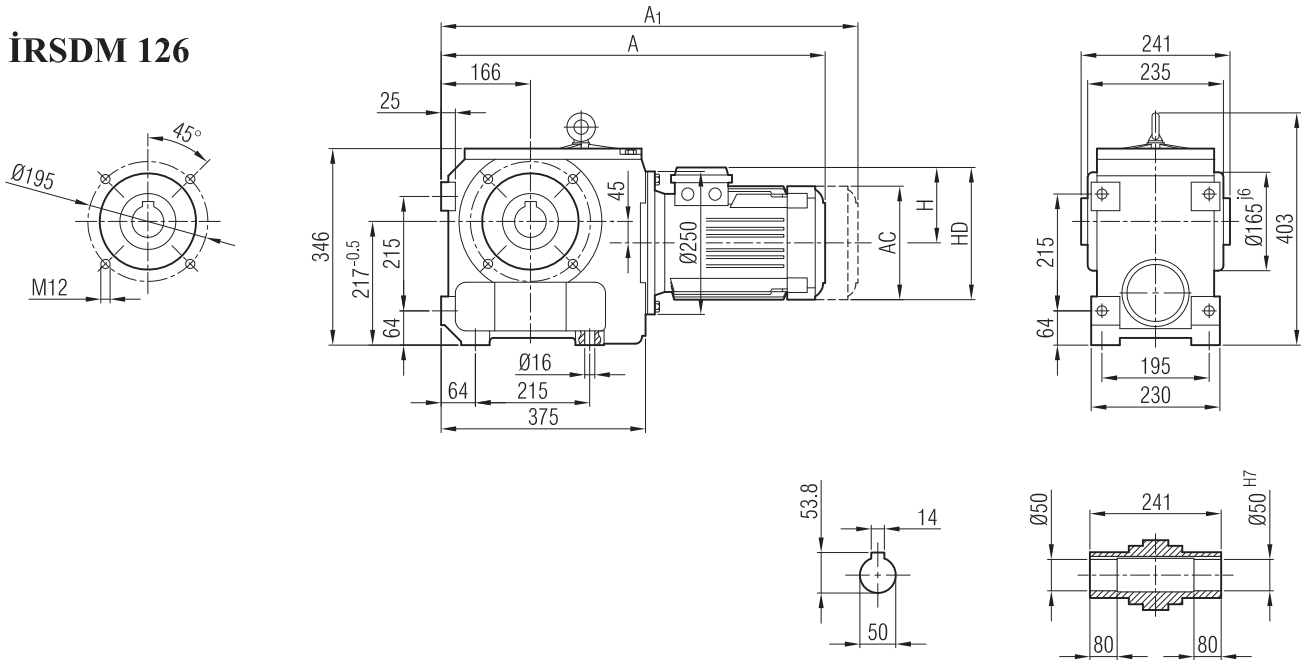
	56	63	71	80	90 S	90 L	100								
A				520	536	556	667								
A ₁				603	621	641	769								
H				118	132	132	141								
HD				198	222	222	241								
AC				158	193	193	217								

"A₁" Ölçüsü Frenli Motorlar içindir.
Dimension "A₁" is for motors with brake
Maß "A₁" ist für Motoren mit Bremse

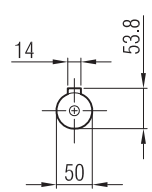
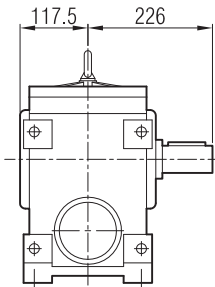




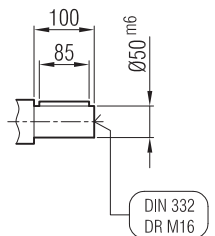
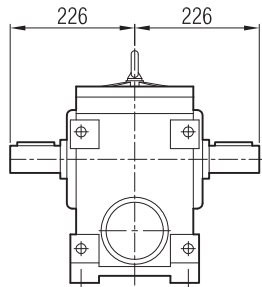
İRSDM 126



İRSDM 126-01



İRSDM 126-02



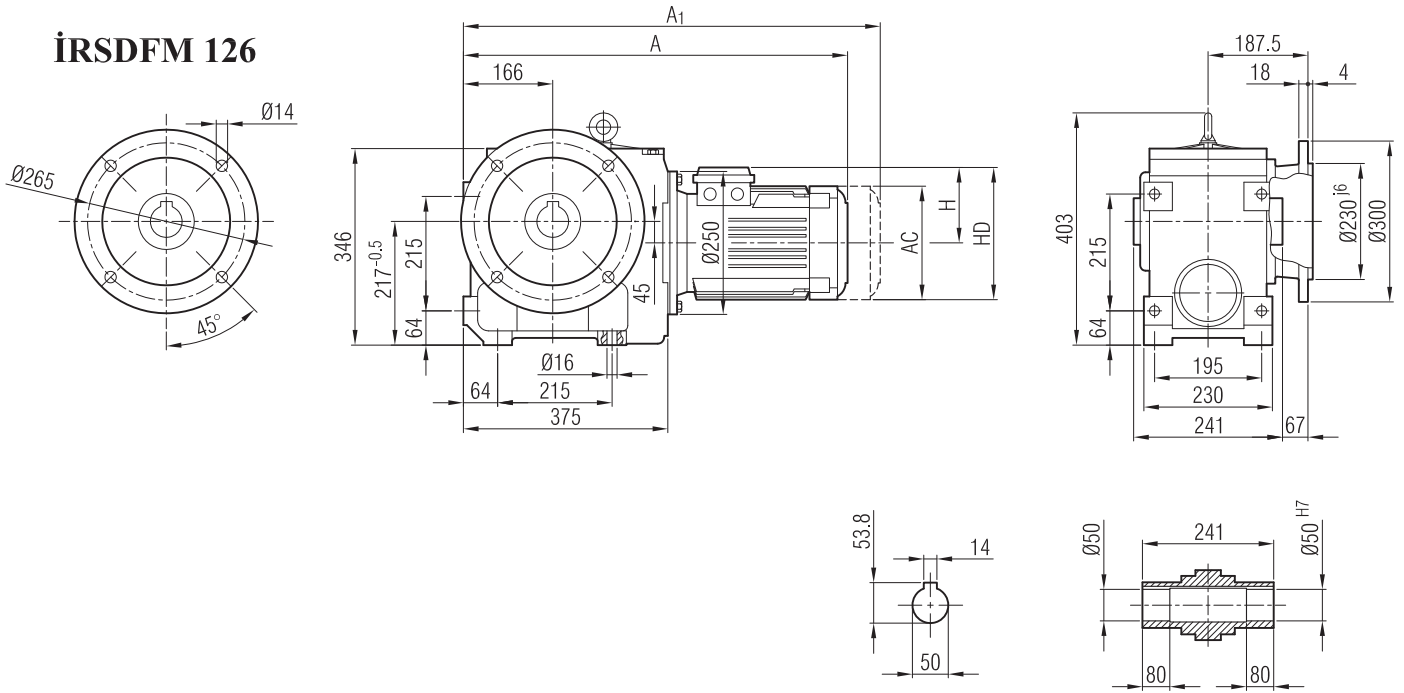
	56	63	71	80	90 S	90 L	100	112									
A							753	774									
A ₁							855	899									
H							141	149									
HD							241	261									
AC							217	232									

"A₁" Ölçüsü Frenli Motorlar içindir.
Dimension "A₁" is for motors with brake
Maß "A₁" ist für Motoren mit Bremse

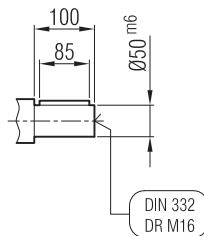
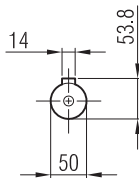
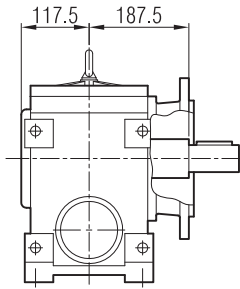




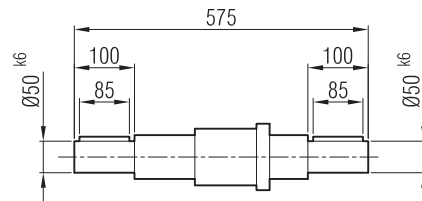
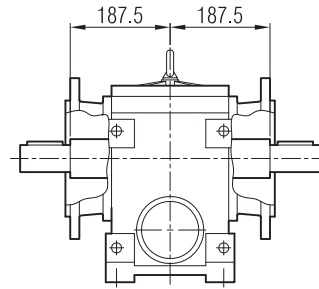
İRSDFM 126



İRSDFM 126-01



İRSDFM 126-02



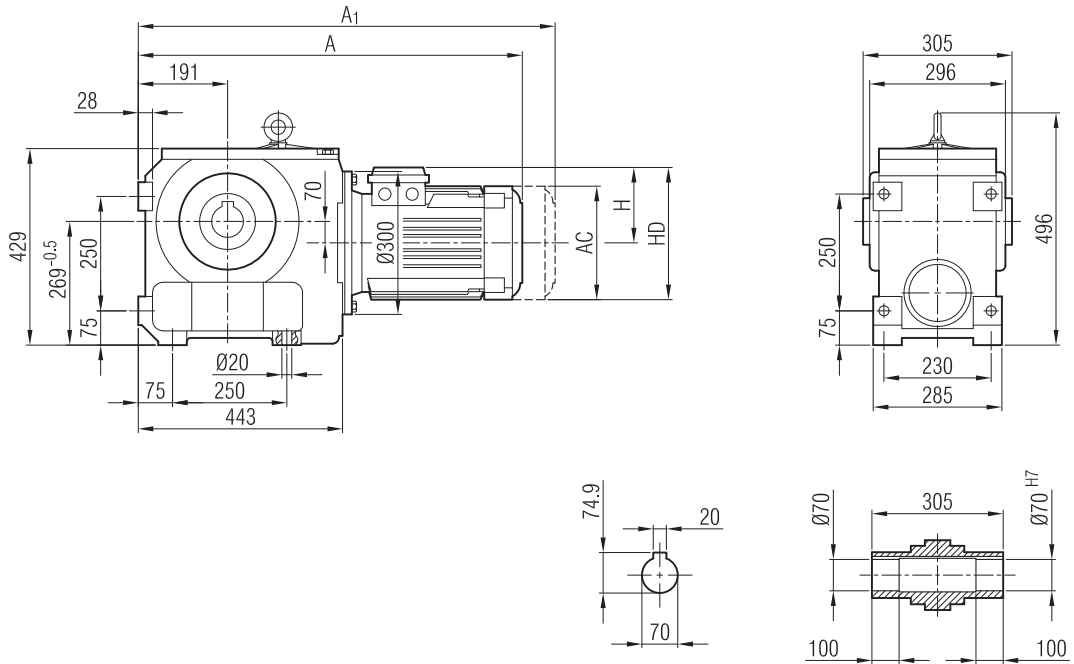
	56	63	71	80	90 S	90 L	100	112									
A							753	774									
A ₁							855	899									
H							141	149									
HD							241	261									
AC							217	232									

"A₁" Ölçüsü Frenli Motorlar içindir.
Dimension "A₁" is for motors with brake
Maß "A₁" ist für Motoren mit Bremse

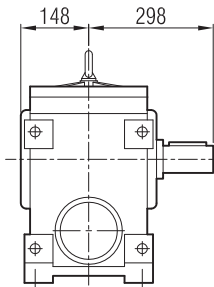




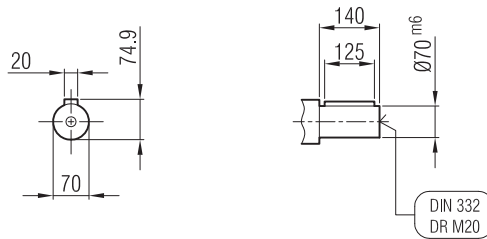
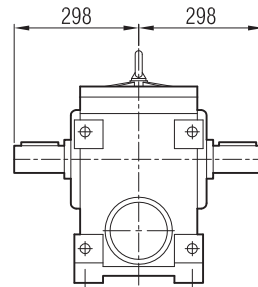
İRSDM 161



İRSDM 161-01



İRSDM 161-02



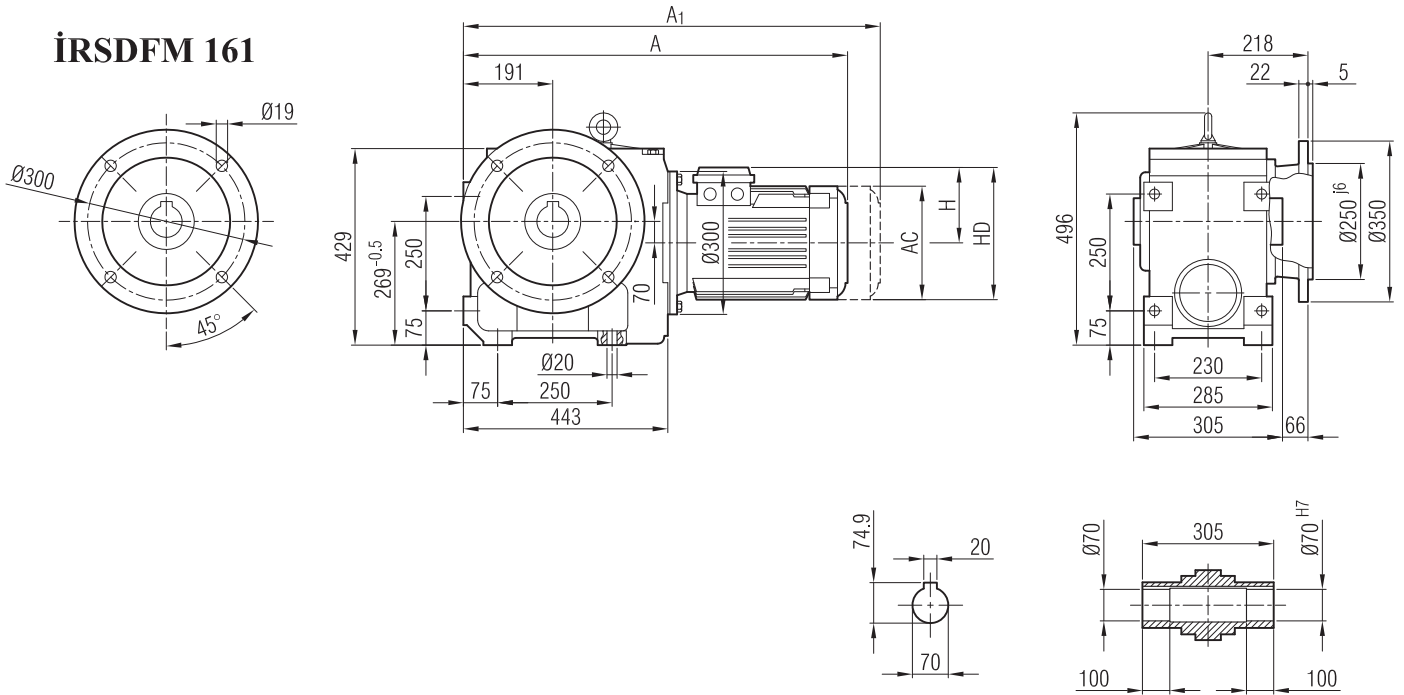
	56	63	71	80	90 S	90 L	100	112	132 S	132 M					
A					759	784	816	837	935	981					
A ₁					844	869	918	962	1077	1123					
H					132	132	141	149	182	182					
HD					222	222	241	261	314	314					
AC					193	193	217	232	279	279					

"A₁" Ölçüsü Frenli Motorlar içindir.
Dimension "A₁" is for motors with brake
Maß "A₁" ist für Motoren mit Bremse

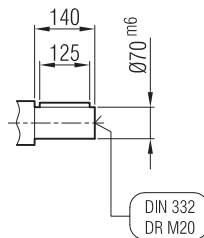
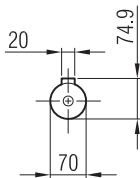
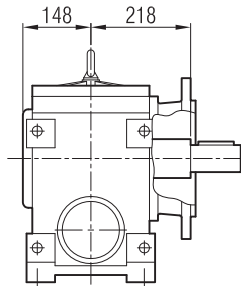




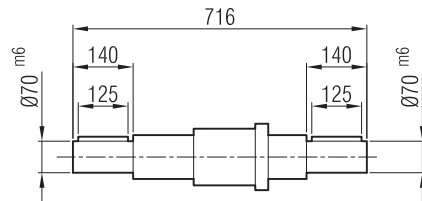
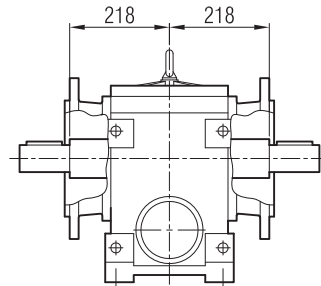
İRSDFM 161



İRSDFM 161-01




İRSDFM 161-02




	56	63	71	80	90 S	90 L	100	112	132 S	132 M						
A					759	784	816	837	935	981						
A ₁					844	869	918	962	1077	1123						
H					132	132	141	149	182	182						
HD					222	222	241	261	314	314						
AC					193	193	217	232	279	279						

"A₁" Ölçüsü Frenli Motorlar içindir.
Dimension "A₁" is for motors with brake
Maß "A₁" ist für Motoren mit Bremse







İRSD ...



İRSDF ...




İRSD ... - 01



İRSDF ... - 01



 $n_1 = 1400$ d/d
r.p.m

Servis Faktörü Service Factor Betriebsfaktor $S_f = 1$	P_1	n_2	i_s	i_t	η	M_2	F_{Q1}	F_{Q10}	Tip Type Typ 	kg		
	GÜÇ	Çıkış Devri	Sonsuz V. Tahvili	Toplam Tahvil	Verim	Çıkış Momenti	Rad. Yük	Rad. Yük				
	Power	Output Speeds	Worm Ratio	Total Ratio	Efficiency	Output Torque	Over Loads	Over Loads				
	Leistung	Abtriebswelle Drehzahlen	Schnecken Übersetzung	Gesamt Übersetzung	Wirkungsgrad	Abtriebswelle Drehmomente	Querkräfte	Querkräfte				
	[kW]	[r.p.m]			[%]	[Nm]	[N]	[N]				
240-330 Nm	0,22	4,8	82	292,85	55	240	420	5870	İRSDF 64	685 13 686 15		
	0,23	5		275,81		242	420	5870				
	0,24	5,4		260,26		237	420	5870				
	0,26	6		232,88		233	420	5870				
	0,31	6,3	62	221,42	53	248	420	5870				
	0,33	6,7		208,54		247	420	5870				
	0,34	7		196,78		242	420	5870				
	0,42	7,8	50	178,57	64	332	420	5870				
	0,44	8		168,18		325	420	5870				
	0,47	8,8		158,69		323	420	5870				
	0,53	10,4		134,61		313	420	5870				
	0,59	10		30		138,28	67	378			420	5870
	0,62	10,6				131,18		373			420	5870
	0,65	11,3	123,78		370	420		5870				
0,71	12,6	110,76	360		420	5870						
0,75	13	107,14	368		420	5870						
0,80	13,8	100,90	369		420	5870						
0,83	14,7	95,21	363		420	5870						
0,90	16,4	85,20	350		420	5870						
0,94	17,3	80,76	346		420	5870						
1,19	24,4	57,27	311		420	5870						
1,31	27,3	51,25	308		420	5870						
690-890 Nm	0,68	6,1	53		226,45	67		702	700	8700	İRSDF 81	687 24 688 27
	0,77	7			198,75			702	700	8700		
	0,82	7,4			188,68			706	700	8700		
	0,86	7,8		179,38	709		700	8700				
	0,94	8,2	40	170,91	30	722	700	8700				
	1,02	9,3		150,00		692	700	8700				
	1,12	9,8		142,50		717	700	8700				
	1,46	10,9		128,18		892	700	8700				
	1,6	12,4		112,50		863	700	8700				
	1,76	13,8		101,53		852	700	8700				
	1,84	15,2		92,14		808	700	8700				
	2,06	17,4		80,32		792	700	8700				
	2,34	20,6		67,71		758	700	8700				
	1300-1570 Nm	1,38		6,7		50	207,14	68	1326	1100		
1,47		7,1	195,45	1332	1100		13300					
1,64		7,9	177,50	1352	1100		13300					
1,98		8,4	165,71	1572	1100	13300						
2,07		8,9	156,36	1548	1100	13300						
2,2		9,8	142,00	1509	1100	13300						
1090-1940 Nm	3,14	11,2	30	124,28	73	1946	1100	13300				
	2,82	12		117,27		1653	1100	13300				
	2,96	13		106,50		1571	1100	13300				
	3,17	14		99,99		1578	1100	13300				


 $n_1 = 1400$ d/d
r.p.m

Servis Faktörü Service Factor Betriebsfaktor $S_f = 1$	P_1	n_2	i_s	i_t	η	M_2	F_{Q1}	F_{Q10}	Tip Type Typ			kg
	GÜÇ	Çıkış Devri	Sonsuz V. Tahvili	Toplam Tahvil	Verim	Çıkış Momenti	Rad. Yük	Rad. Yük				
	Power	Output Speeds	Worm Ratio	Total Ratio	Efficiency	Output Torque	Over Loads	Over Loads				
	Leistung	Abtriebswelle Drehzahlen	Schnecken Übersetzung	Gesamt Übersetzung	Wirkungsgrad	Abtriebswelle Drehmomente	Querkräfte	Querkräfte				
	[kW]	[r.p.m]			[%]	[Nm]	[N]	[N]				
1090-1940 Nm	2,83	16,9	20	82,85	79	1267	1100	13300	İRSDF	101		
	2,96	17,9		78,18		1250	1100	13300				
	3,19	19,7		71,00		1222	1100	13300				
	4,26	29,5		47,40		1091	1100	13300				
	3,95	22,5	15	62,14	80	1342	1100	13300				
	4,11	23,8		58,63		1317	1100	13300				
	4,41	26,3		53,25		1284	1100	13300				
	4,60	28		50,00		1257	1100	13300				
2150-3050 Nm	2,60	6,5	52	213,20	71	2687	1550	18800	İRSDF	126		
	2,77	7		200,56		2691	1550	18800				
	2,90	7,4		189,07		2655	1550	18800				
	3,80	9	40	154,28	73	2925	1550	18800				
	3,93	9,6		145,44		2850	1550	18800				
	4,83	11,3		123,42		3054	1550	18800				
	5,16	12	32	116,35	75	3073	1550	18800				
	6,01	15		93,53		2880	1550	18800				
	6,38	16,5		84,54		2761	1550	18800				
	7,12	20		70,65		2577	1550	18800				
	7,85	22,8		61,53		2447	1550	18800				
	8,53	27		51,84		2264	1550	18800				
9,06	30	46,43	2154	1550	18800							
1300-1570 Nm	2,34	4,2	111	333,00	61	3246	2120	22000	İRSDF	161		
	2,50	4,6		300,11		3143	2120	22000				
	2,69	5,1		271,75		3045	2120	22000				
	3,18	5,4	54	261,00	73	3274	2120	22000				
	3,39	6		235,22		3430	2120	22000				
	3,62	6,5		213,00		3317	2120	22000				
	3,83	7,2		193,64		3186	2120	22000				
	5,31	6,9	87	203,14	63	5380	2120	22000				
	5,78	7,7		180,78		5213	2120	22000				
	6,25	8,6		162,00		5045	2120	22000				
	6,65	9,6		146,00		4834	2120	22000				
	7,11	10,6		132,20		4687	2120	22000				
	7,54	11,6		120,19		4518	2120	22000				
	8,21	11,1	42	126,00	74	5222	2120	22000				
	8,78	12,3		113,55		5039	2120	22000				
	9,33	13,6		102,82		4652	2120	22000				
	9,85	15		93,48		4652	2120	22000				
	10,41	16,4		85,27		4481	2120	22000				
12,07	18	78,00		4756		2120	22000					
11,49	19,6	71,51		4153		2120	22000					
12,02	21,3	65,69		3988		2120	22000					
3270-4500 Nm	14,12	23		30		60,90	77	4518	2120	22000		
	14,79	25	55,71		4330	2120		22000				
	15,50	27,4	51,08		4162	2120		22000				
	16,12	30	46,92		3976	2120		22000				
	18,49	41,6	33,65		3270	2120		22000				


 $n_1 = 900$ d/d
r.p.m


Servis Faktörü Service Factor Betriebsfaktor $S_f = 1$	P_1	n_2	i_s	i_t	η	M_2	F_{Q1}	F_{Q10}	Tip Type Typ 	kg
	GÜÇ	Çıkış Devri	Sonsuz V. Tahvili	Toplam Tahvil	Verim	Çıkış Momenti	Rad. Yük	Rad. Yük		
	Power	Output Speeds	Worm Ratio	Total Ratio	Efficiency	Output Torque	Over Loads	Over Loads		
	Leistung	Abtriebswelle Drehzahlen	Schnecken Übersetzung	Gesamt Übersetzung	Wirkungsgrad	Abtriebswelle Drehmomente	Querkräfte	Querkräfte		
	[kW]	[r.p.m]			[%]	[Nm]	[N]	[N]		
258-420 Nm	0,16	3		292,85		270	420	6000	İRSDF 64	685 13 686 15
	0,17	3,3		275,81		263	420	6000		
	0,18	3,5	82	260,26	54	262	420	6000		
	0,19	3,8		232,88		259	420	6000		
	0,20	4		220,76		258	420	6000		
	0,23	4,1		221,42		271	420	6000		
	0,24	4,3	62	208,54	50	266	420	6000		
	0,26	4,6		196,78		266	420	6000		
	0,24	5		178,57		290	420	6000		
	0,25	5,4	50	168,18	62	280	420	6000		
	0,26	5,7		158,69		280	420	6000		
	0,31	6,7		134,61		275	420	6000		
	0,43	6,5		139,28		420	420	6000		
	0,46	6,9	39	131,18	65	410	420	6000		
	0,48	7,3		123,78		410	420	6000		
	0,53	8		110,76		400	420	6000		
	0,56	8,4		107,14		410	420	6000		
	0,59	9		100,90		410	420	6000		
	0,62	9,5	30	95,21	64	400	420	6000		
	0,71	11		80,76		390	420	6000		
0,92	15,5		57,27		360	420	6000			
1	17,5		51,25		350	420	6000			
725-950 Nm	0,54	4,5		198,75		735	700	8950	İRSDF 81	687 24 688 27
	0,59	4,8	53	188,68	65	768	700	8950		
	6	5		179,38		725	700	8950		
	0,64	5,3		170,90		730	700	8950		
	0,75	6	40	150,00	63	751	700	8950		
	0,80	6,3		142,40		760	700	8950		
	0,86	6,6		135,38		778	700	8950		
	1,03	7		128,18		950	700	8950		
	1,15	8		112,50		930	700	8950		
	1,24	9	30	101,53	68	910	700	8950		
	1,34	10		92,14		895	700	8950		
	1,5	11		80,32		870	700	8950		
	1,7	13		67,71		830	700	8950		
	1350-1800 Nm	0,99	4,3		207,14		1450	1100		
1,04		4,6	50	195,45	66	1420	1100	14100		
1,16		5		177,50		1448	1100	14100		
1,36		5,4		165,71		1674	1100	14100		
1,46		6	40	147,82	68	1611	1100	14100		
1,66		6,7		133,33		1652	1100	14100		
1,98		9		100,00		1472	1100	14100		
1,98		7		124,28		1800	1100	14100		
2,07		7,8		117,27		1780	1100	14100		
2,11		8,5	30	106,50	69	1645	1100	14100		
2,35		9		99,99		1720	1100	14100		
2,75		12		75,00		1557	1100	14100		


 $n_1 = 900$ d/d
r.p.m


Servis Faktörü Service Factor Betriebsfaktor $S_f = 1$	P_1	n_2	i_s	i_t	η	M_2	F_{Q1}	F_{Q10}	Tip Type Typ 	kg			
	GÜÇ	Çıkış Devri	Sonsuz V. Tahvili	Toplam Tahvil	Verim	Çıkış Momenti	Rad. Yük	Rad. Yük					
	Power	Output Speeds	Worm Ratio	Total Ratio	Efficiency	Output Torque	Over Loads	Over Loads					
	Leistung	Abtriebswelle Drehzahlen	Schnecken Übersetzung	Gesamt Übersetzung	Wirkungsgrad	Abtriebswelle Drehmomente	Querkräfte	Querkräfte					
	[kW]	[r.p.m]			[%]	[Nm]	[N]	[N]					
1350-1800 Nm	2,95	12,6	30	71,11	69	1584	1100	14100	İRSDF 101	689 57 690 62			
	3,52	17		52,72		1400	1100	14100					
	2,05	11		20		82,85	1390	1100			14100		
	2,16	11,5				78,18	1380	1100			14100		
	2,33	12,7	71,00		1350	1100	14100						
	3,03	19	47,40		1180	1100	14100						
	2,89	14,5	15	62,14	78	1490	1100	14100					
	3,02	15,3		58,63		1470	1100	14100					
	3,26	17		53,25		1440	1100	14100					
	3,42	18		50,00		1420	1100	14100					
	2200-3560 Nm	1,69	4,2	52	213,20	68	2679	1550			19600	İRSDF 126	691 90 692 98
		1,90	4,5		200,56		2834	1550			19600		
		2,08	4,7		189,07		2936	1550			19600		
		2,37	5,9		151,99		2697	1550			19600		
2,79		5,8	40	154,28	69	3160	1550	19600					
2,92		6,2		145,44		3110	1550	19600					
3,67		7,3		32		123,42	74	3560	1550	19600			
3,84		7,7				116,35		3510	1550	19600			
4,52		9,5	93,53		3320	1550		19600					
4,86		10,5	84,54		3230	1550		19600					
5,51		13	70,65		3060	1550		19600					
6,04		14,5	61,53		2920	1550		19600					
6,74		17,5	51,84		2745	1550		19600					
7,21		19,3	46,43		2630	1550		19600					
7,69		21,5	41,69	2520	1550	19600							
7,94		22,8	39,52	2460	1550	19600							
8,06		25,5	16	35,33	81	2450	1550	19600					
8,84		29		30,76		2340	1550	19600					
9,18		31		29,03		2290	1550	19600					
9,86		34,7		25,93		2200	1550	19600					
3170-5780 Nm	1,64	2,7	111	333,00	55	3343	2120	22790	İRSDF 161	693 160 694 170			
	1,79	3		300,11		3277	2120	22790					
	1,95	3,3		271,75		3237	2120	22790					
	2,10	3,6		247,06		3170	2120	22790					
	2,38	3,4	87	261,00	57	3760	2120	22790					
	2,56	3,8		235,22		3650	2120	22790					
	2,75	4,2		213,00		3550	2120	22790					
	2,93	4,6		193,64		3440	2120	22790					
	3,84	4,4	54	203,14	69	5720	2120	22790					
	4,20	5		180,78		5570	2120	22790					
	4,57	5,5		162,00		5430	2120	22790					
	4,94	6		146,00		5280	2120	22790					
	5,31	6,8		132,20		5140	2120	22790					
	5,69	7,5		120,19		5000	2120	22790					
	6,16	7,1	42	126,00	70	5780	2120	22790					
	6,63	8		113,55		5600	2120	22790					
	7,11	8,8		102,82		5440	2120	22790					





n₁ = 900 d/d
r.p.m

Servis Faktörü Service Factor Betriebsfaktor S _f = 1	P ₁	n ₂	i _s	i _t	η	M ₂	F _{Q1}	F _{Q10}	Tip Type Typ	
	GÜÇ Power Leistung [kW]	Çıkış Devri Output Speeds Abtriebswelle Drehzahlen [r.p.m]	Sonsuz V. Tahvili Worm Ratio Schnecken Übersetzung	Toplam Tahvil Total Ratio Gesamt Übersetzung	Verim Efficiency Wirkungsgrad [%]	Çıkış Momenti Output Torque Abtriebswelle Drehmomente [Nm]	Rad. Yük Over Loads Querkräfte [N]	Rad. Yük Over Loads Querkräfte [N]		
3170-5780 Nm	7,58	9,5	42	93,48	70	5270	2120	22790	İRSDF 161	693 160 694 170
	8,06	10,5		85,27		5110	2120	22790		
	8,53	11,5		78,00		4950	2120	22790		
	9,02	12,5		71,51		4790	2120	22790		
	9,49	13,7		65,69		4640	2120	22790		
	11,72	14,8	60,90	5540	2120	22790				
	12,36	16	55,71	5340	2120	22790				
	13,00	17,5	51,08	5150	2120	22790				
	13,65	19	46,92	4960	2120	22790				
	16,30	26,7	33,65	4250	2120	22790				


 $n_1 = 700$ d/d
r.p.m

Servis Faktörü Service Factor Betriebsfaktor $S_f = 1$	P_1	n_2	i_s	i_t	η	M_2	F_{Q1}	F_{Q10}	Tip Type Typ 	kg		
	GÜÇ	Çıkış Devri	Sonsuz V. Tahvili	Toplam Tahvil	Verim	Çıkış Momenti	Rad. Yük	Rad. Yük				
	Power	Output Speeds	Worm Ratio	Total Ratio	Efficiency	Output Torque	Over Loads	Over Loads				
	Leistung	Abtriebswelle Drehzahlen	Schnecken Übersetzung	Gesamt Übersetzung	Wirkungsgrad	Abtriebswelle Drehmomente	Querkräfte	Querkräfte				
	[kW]	[r.p.m]			[%]	[Nm]	[N]	[N]				
190-420 Nm	0,13	2,4	82	292,85	51	260	420	6140	İRSDF 64	685 13 686 15		
	0,14	2,5		275,81		260	420	6140				
	0,14	2,7		260,26		260	420	6140				
	0,15	3		232,88		250	420	6140				
	0,13	3,2	62	221,42	49	190	420	6140				
	0,14	3,4		208,54		190	420	6140				
	0,14	3,5		196,28		190	420	6140				
	0,19	4	50	178,57	60	280	420	6140				
	0,20	4,2		168,18		280	420	6140				
	1,21	4,4		158,69		280	420	6140				
	0,25	5,2		134,61		270	420	6140				
	0,35	5		39		139,28	64	420			420	6140
	0,37	5,3	131,18		420	420		6140				
	0,38	5,7	123,78		420	420		6140				
	0,43	6,3	110,76		410	420		6140				
	0,46	6,5	30		107,14	63		420			420	6140
0,48	7	100,90			420			420	6140			
0,51	7,3	95,21			420			420	6140			
0,56	8	85,20			410			420	6140			
0,58	8,7	80,76		400	420		6140					
0,76	12	57,20		370	420		6140					
0,84	13,5	51,25		370	420		6140					
760-980 Nm	0,40	3		53	226,45		64	780	700	9400	İRSDF 81	687 24 688 27
	0,44	3,5	198,75		770	700		9400				
	0,46	3,7	188,68		770	700		9400				
	0,48	4	179,38		760	700		9400				
	0,55	4	40	170,91	62	800	700	9400				
	0,62	4,5		150,00		790	700	9400				
	0,65	5		142,40		780	700	9400				
	0,83	5,5		30		128,18	67	980	700	9400		
	0,93	6				112,50		960	700	9400		
	1,01	7				101,53		940	700	9400		
	1,09	7,5				92,14		930	700	9400		
	1,23	8,5				80,32		900	700	9400		
	1,41	10	67,71		870	700		9400				
	1300-1860 Nm	0,83	3,4	50	207,14	65	1530	1100	14700	İRSDF 101		
0,89		3,6	195,45		1520		1100	14700				
0,95		4	177,50		1500		1100	14700				
0,14		4	40	165,71	67	1730	1100	14700				
1,25		4,5		156,36		1700	1100	14700				
1,37		5		142,00		1670	1100	14700				
1,61		5,5		30		124,28	68	1860	1100		14700	
1,69		6				117,27		1840	1100		14700	
1,83		6,5	106,50		1800	1100		14700				
1,92		7	99,99		1790	1100		14700				



 $n_1 = 700$ $\frac{d}{d}$
r.p.m

Servis Faktörü Service Factor Betriebsfaktor $S_f = 1$	P_1	n_2	i_s	i_t	η	M_2	F_{Q1}	F_{Q10}	Tip Type Typ		kg
	GÜÇ	Çıkış Devri	Sonsuz V. Tahvili	Toplam Tahvil	Verim	Çıkış Momenti	Rad. Yük	Rad. Yük			
	Power	Output Speeds	Worm Ratio	Total Ratio	Efficiency	Output Torque	Over Loads	Over Loads			
	Leistung	Abtriebswelle Drehzahlen	Schnecken Übersetzung	Gesamt Übersetzung	Wirkungsgrad	Abtriebswelle Drehmomente	Querkräfte	Querkräfte			
	[kW]	[r.p.m]			[%]	[Nm]	[N]	[N]			
1300-1860 Nm	1,66	8,5		82,85		1430	1100	14700	İRSDF	101	689 57
	1,75	9	20	78,18	76	1420	1100	14700			
	1,89	10		71,00		1400	1100	14700			
	2,63	15		47,40		1300	1100	14700			
	2,35	11		62,14		1540	1100	14700			
	2,46	12	15	58,63	77	1520	1100	14700			
	2,47	13		53,26		1380	1100	14700			
	2,81	14		50,00		1480	1100	14700			
	1,52	3,3		213,20		2970	1550	20200			
	1,61	3,5	52	200,56	67	2940	1550	20200			
	1,68	3,7		189,07		2920	1550	20200			
	2,28	4,5	40	154,28	68	3260	1550	20200			
	2,39	4,8		145,44		3230	1550	20200			
	3,02	5,5		123,42		3500	1550	20200			
3,16	6		116,34		3470	1550	20200				
3,75	7,5		93,53		3300	1550	20200				
4,04	8	32	84,54	69	3220	1550	20200				
4,62	10		70,65		3070	1550	20200				
5,09	11		61,53		2950	1550	20200				
5,72	13,5		51,84		2800	1550	20200				
6,15	15		46,43		2700	1550	20200				
6,59	17		41,69		2590	1550	20200				
6,82	18		39,52		2540	1550	20200				
6,76	20		35,33		2540	1550	20200				
7,45	23	16	30,76	78	2440	1550	20200				
7,76	24		29,03		2400	1550	20200				
8,38	27		25,93		2300	1550	20200				
3400-6000 Nm	1,39	2,1		333,00		3540	2120	23600	İRSDF	161	693 160
	1,51	2,3	111	300,11	56	3470	2120	23600			
	1,61	2,5		271,75		3400	2120	23600			
	1,97	2,7		261,00		4000	2120	23600			
	2,13	3	87	235,22	57	3910	2120	23600			
	2,29	3,3		213,00		3800	2120	23600			
	2,46	3,6		193,64		3700	2120	23600			
	3,14	3,4		203,14		5930	2120	23600			
	3,45	3,9		180,78		5790	2120	23600			
	3,76	4,3	54	162,00	68	5660	2120	23600			
	4,09	4,8		146,00		5540	2120	23600			
	4,41	5,3		132,20		5400	2120	23600			
	4,71	5,8		120,19		5260	2120	23600			
	5,12	5,5		126,00		6000	2120	23600			
	5,54	6		113,55		5840	2120	23600			
	5,96	6,8		102,82		5680	2120	23600			
	6,38	7,5	42	93,48	68	5540	2120	23600			
	6,81	8,2		85,20		5390	2120	23600			
	7,23	9		78,00		5240	2120	23600			
	7,66	10		71,51		5090	2120	23600			
	8,11	10,6		65,69		4950	2120	23600			



 $n_1 = 700$ $\frac{d}{d}$
r.p.m

	P_1	n_2	i_s	i_t	η	M_2	F_{Q1}	F_{Q10}			
Servis Faktörü	GÜÇ	Çıkış Devri	Sonsuz V. Tahvili	Toplam Tahvil	Verim	Çıkış Momenti	Rad. Yük	Rad. Yük	Tip		
Service Factor	Power	Output Speeds	Worm Ratio	Total Ratio	Efficiency	Output Torque	Over Loads	Over Loads	Type		
Betriebsfaktor	Leistung	Abtriebswelle Drehzahlen	Schnecken Übersetzung	Gesamt Übersetzung	Wirkungsgrad	Abtriebswelle Drehmomente	Querkräfte	Querkräfte	Typ		
$S_f = 1$	[kW]	[r.p.m]			[%]	[Nm]	[N]	[N]		kg	
3400-6000 Nm	9,99	11,5		60,90		5900	2120	23600	İRSD İRSDF	161	693 160
	10,59	12,5		55,71		5720	2120	23600			
	11,18	13,5	30	51,08	71	5540	2120	23600			
	11,78	15		46,92		5360	2120	23600			
	14,28	21		33,65		4650	2120	23600			


 $n_1 = 500$ $\frac{d}{d}$
r.p.m

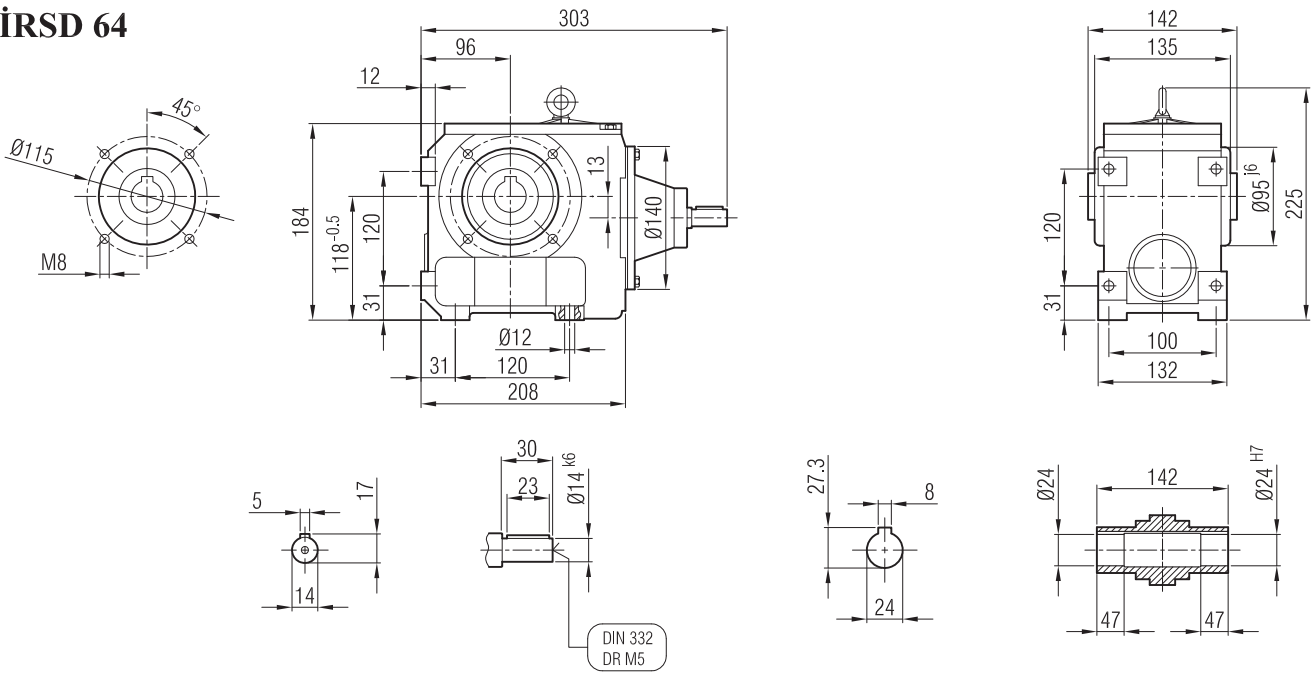
Servis Faktörü Service Factor Betriebsfaktor $S_f = 1$	P_1	n_2	i_s	i_t	η	M_2	F_{Q1}	F_{Q10}	Tip Type Typ 	kg
	GÜÇ	Çıkış Devri	Sonsuz V. Tahvili	Toplam Tahvil	Verim	Çıkış Momenti	Rad. Yük	Rad. Yük		
	Power	Output Speeds	Worm Ratio	Total Ratio	Efficiency	Output Torque	Over Loads	Over Loads		
	Leistung	Abtriebswelle Drehzahlen	Schnecken Übersetzung	Gesamt Übersetzung	Wirkungsgrad	Abtriebswelle Drehmomente	Querkräfte	Querkräfte		
	[kW]	[r.p.m]			[%]	[Nm]	[N]	[N]		
190-420 Nm	0,09	1,7		292,85		250	420	6250	İRSDF 64	685 13 686 15
	0,10	1,8	82	275,81	48	250	420	6250		
	0,11	1,9		260,26		250	420	6250		
	0,12	2,2		232,88		250	420	6250		
	0,09	2,2		221,42		200	420	6250		
	0,10	2,4	62	208,54	47	190	420	6250		
	0,11	2,5		196,78		190	420	6250		
	0,14	2,8		178,57		270	420	6250		
	0,15	3		168,18		270	420	6250		
	0,16	3,2	50	158,69	57	270	420	6250		
	0,18	3,7		134,61		270	420	6250		
	0,26	3,6		139,28		420	420	6250		
	0,27	3,8		131,18		420	420	6250		
	0,29	4	39	123,78	61	420	420	6250		
	0,32	4,5		110,76		410	420	6250		
	0,34	4,7		107,14		420	420	6250		
	0,36	5		100,90		420	420	6250		
	0,38	5,3		95,21		420	420	6250		
	0,42	5,9	30	85,20	61	420	420	6250		
	0,44	6,2		80,76		410	420	6250		
0,58	8,7		57,27		390	420	6250			
0,64	10		51,25		390	420	6250			
750-1000 Nm	0,29	2,2		226,45		770	700	10000	İRSDF 81	687 24 688 27
	0,33	2,5	53	198,75	61	760	700	10000		
	0,34	2,7		188,68		760	700	10000		
	0,36	2,8		179,38		750	700	10000		
	0,41	2,9		226,45		820	700	10000		
	0,46	3,3	40	198,75	61	810	700	10000		
	0,49	3,5		142,40		800	700	10000		
	0,62	4		128,18		990	700	10000		
	0,72	4,4		112,50		1000	700	10000		
	0,76	5		101,53		960	700	10000		
	0,83	5,4	30	92,14	65	950	700	10000		
	0,93	6,2		80,32		930	700	10000		
	1,07	7,4		67,71		900	700	10000		
	1360-1900 Nm	0,62	2,4		207,14		1550	1100		
0,65		2,6	50	195,45	63	1540	1100	15500		
0,71		2,8		177,50		1520	1100	15500		
0,85		3		165,71		1750	1100	15500		
0,94		3,4	40	156,36	65	1730	1100	15500		
1,03		3,8		142,00		1700	1100	15500		
1,21		4		124,28		1900	1100	15500		
1,27		4,3		117,27		1880	1100	15500		
1,38		4,7	30	106,50	66	1860	1100	15500		
1,45		5		99,99		1840	1100	15500		


 $n_1 = 500$ $\frac{d}{d}$
r.p.m

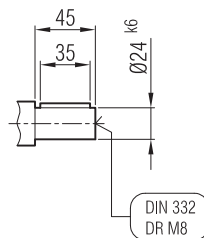
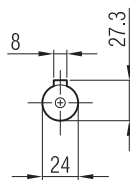
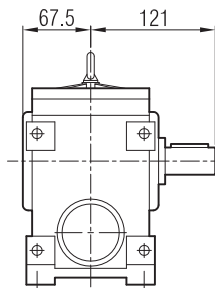
Servis Faktörü Service Factor Betriebsfaktor $S_f = 1$	P_1	n_2	i_s	i_t	η	M_2	F_{Q1}	F_{Q10}	Tip Type Typ 	kg														
	GÜÇ	Çıkış Devri	Sonsuz V. Tahvili	Toplam Tahvil	Verim	Çıkış Momenti	Rad. Yük	Rad. Yük																
	Power	Output Speeds	Worm Ratio	Total Ratio	Efficiency	Output Torque	Over Loads	Over Loads																
	Leistung	Abtriebswelle Drehzahlen	Schnecken Übersetzung	Gesamt Übersetzung	Wirkungsgrad	Abtriebswelle Drehmomente	Querkräfte	Querkräfte																
	[kW]	[r.p.m]			[%]	[Nm]	[N]	[N]																
1360-1900 Nm	1,24	6	20	82,85	75	1480	1100	15500	İRSDF	101	689	57												
	1,31	6,4		78,18		1460	1100	15500																
	1,42	7		71,00		1450	1100	15500																
	2	10,5		47,40		1360	1100	15500																
	1,77	8	15	62,14	76	1600	1100	15500					İRSDF	101	690	62								
	1,86	8,5		58,63		1580	1100	15500																
	2,02	8,5		53,25		1560	1100	15500																
	2,13	10		50,00		1550	1100	15500																
	1,13	2,3		52		213,20	65	3020									1550	21500	İRSDF	126	691	90		
	1,20	2,5				200,56		2990									1550	21500						
1,26	2,6	189,07	2970		1550	21500																		
1,72	3,2	40	154,28	66	3340	1550	21500	İRSDF	126	692	98													
1,81	3,4		145,44		3320	1550	21500																	
2,28	4	32	123,42	67	3600	1550	21500					İRSDF					126	691					90	
2,40	4,3		116,35		3580	1550	21500																	
2,87	5		93,53		3440	1550	21500																	
3,11	6		84,54		3370	1550	21500																	
3,59	7		70,65		3240	1550	21500																	
3,98	8		61,53		3140	1550	21500																	
4,52	9,5		51,84		3000	1550	21500																	
4,89	11		46,43		2910	1550	21500																	
3580-6280 Nm	1,05	1,5	111	333,00	55	3690	2120	25500	İRSDF	161	693		160											
	1,15	1,7		300,11		3620	2120	25500																
	1,23	1,8		271,75		3580	2120	25500																
	1,51	1,9	87	261,00	53	4000	2120	25500				İRSDF		161	694	170								
	1,64	2,4		235,22		3930	2120	25500																
	1,78	2,4		213,00		3830	2120	25500																
	1,91	2,6		193,64		3760	2120	25500																
	2,37	2,5	54	203,14	66	6070	2120	25500									İRSDF	161	693	160				
	2,62	2,8		180,78		5970	2120	25500																
	2,87	3		162,00		5870	2120	25500																
	3,13	3,4		146,00		5760	2120	25500																
	3,39	3,8		132,20		5650	2120	25500																
	3,66	4,2		120,19		5540	2120	25500																
	3,94	4		126,00		6280	2120	25500																
	4,28	4,4		113,55		6140	2120	25500																
	4,63	4,9	102,82	6000	2120	25500																		
	4,98	5,3	42	93,48	66	5880	2120	25500													İRSDF	161	693	160
	5,33	5,9		85,27		5740	2120	25500																
	5,70	6,4		78,00		5610	2120	25500																
	6,07	7		71,51		5480	2120	25500																
6,45	7,6	65,69		5350		2120	25500																	
7,94	8,2	60,90		6280		2120	25500																	
8,46	9	55,71		6130		2120	25500																	
8,98	9,8	51,08		5960		2120	25500																	
9,51	10,6	46,92	5800	2120	25500																			
11,76	14,9	33,65	5140	2120	25500																			



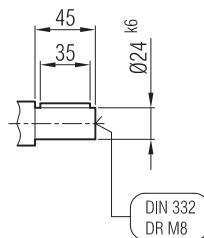
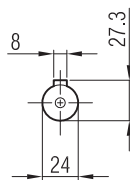
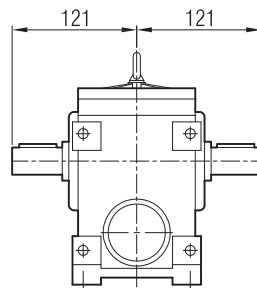
İRSD 64



İRSD 64-01

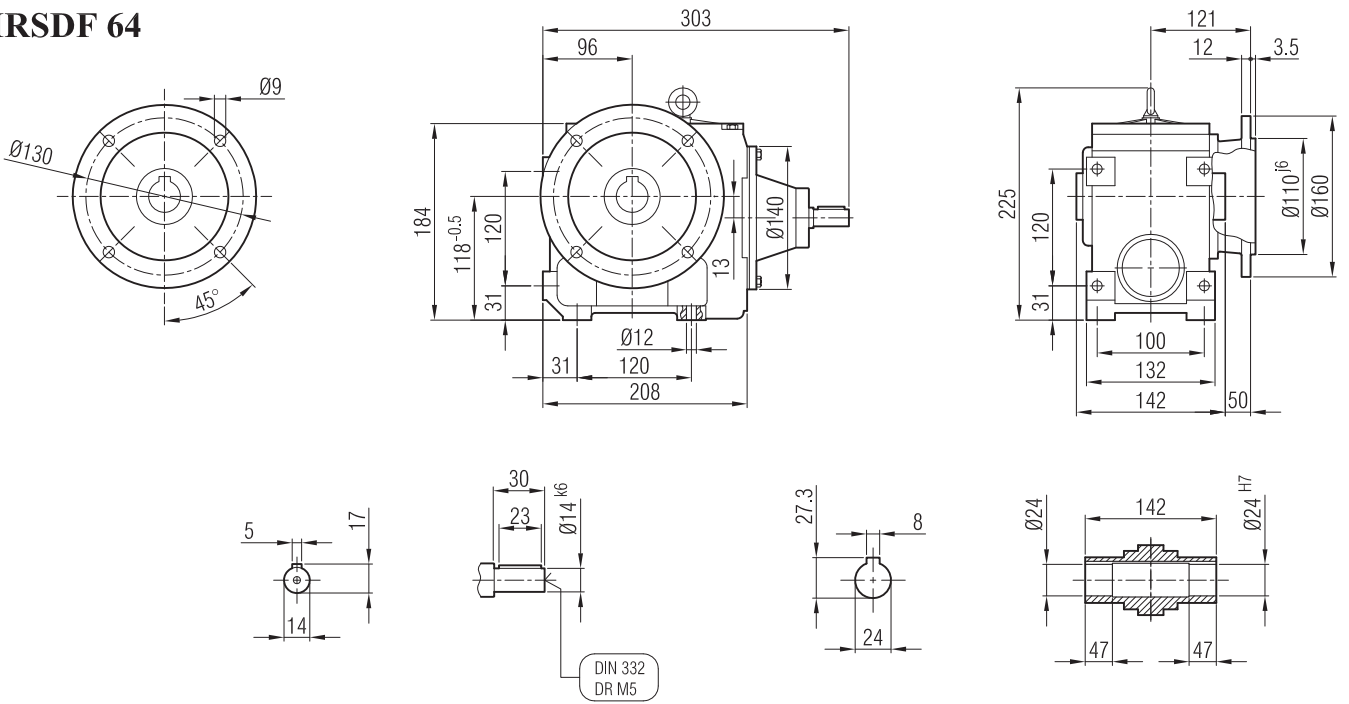


İRSD 64-02

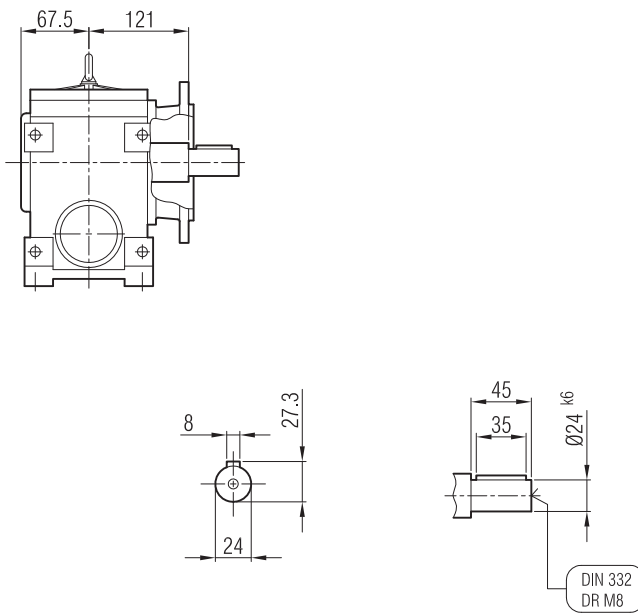




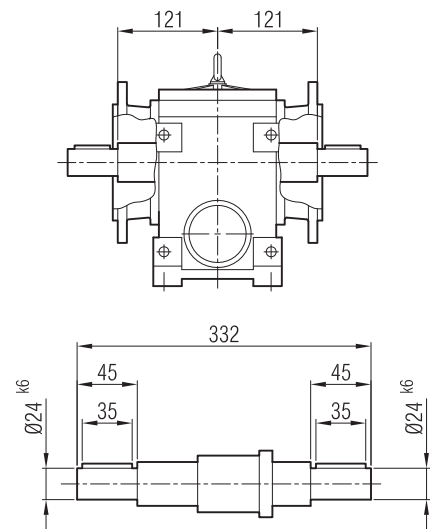
İRSDF 64



İRSDF 64-01

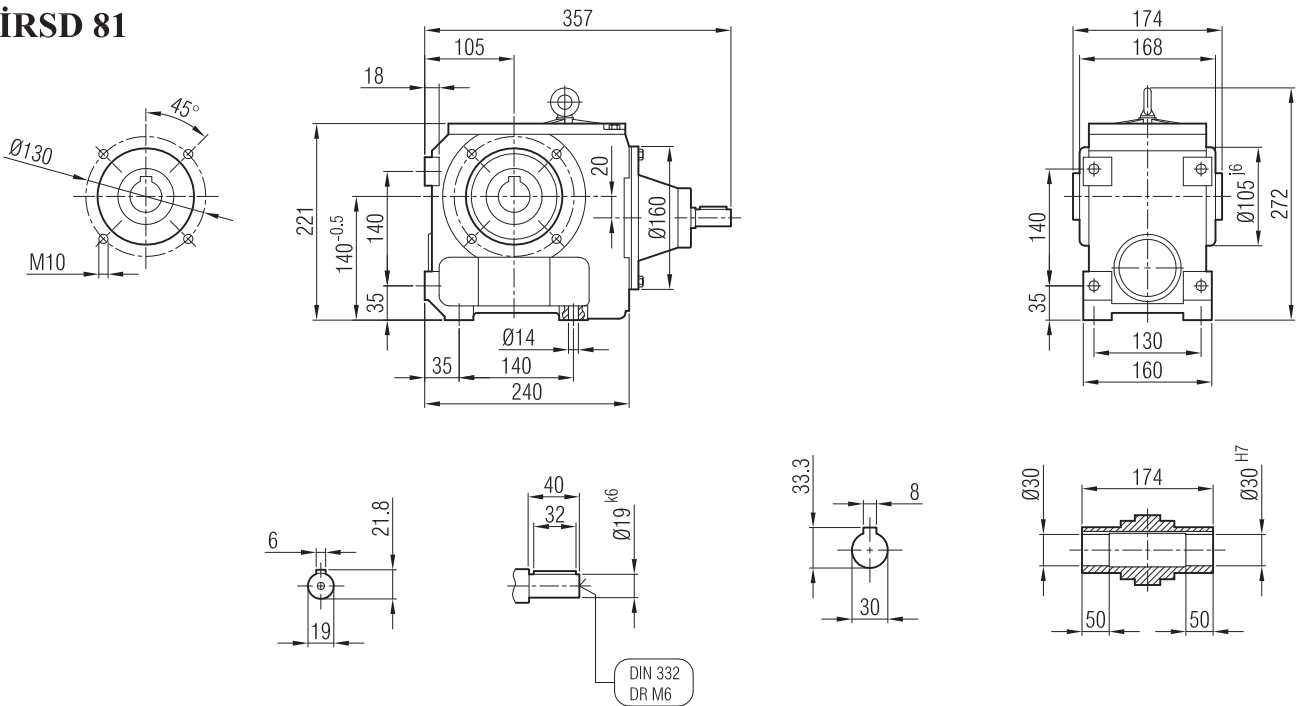


İRSDF 64-01

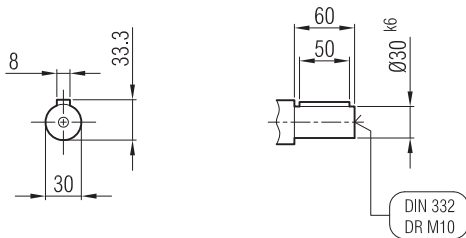
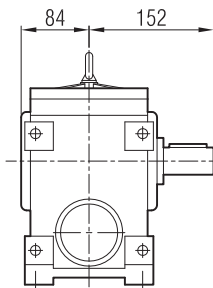




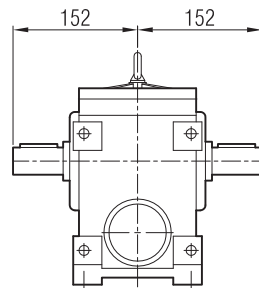
İRSD 81



İRSD 81-01

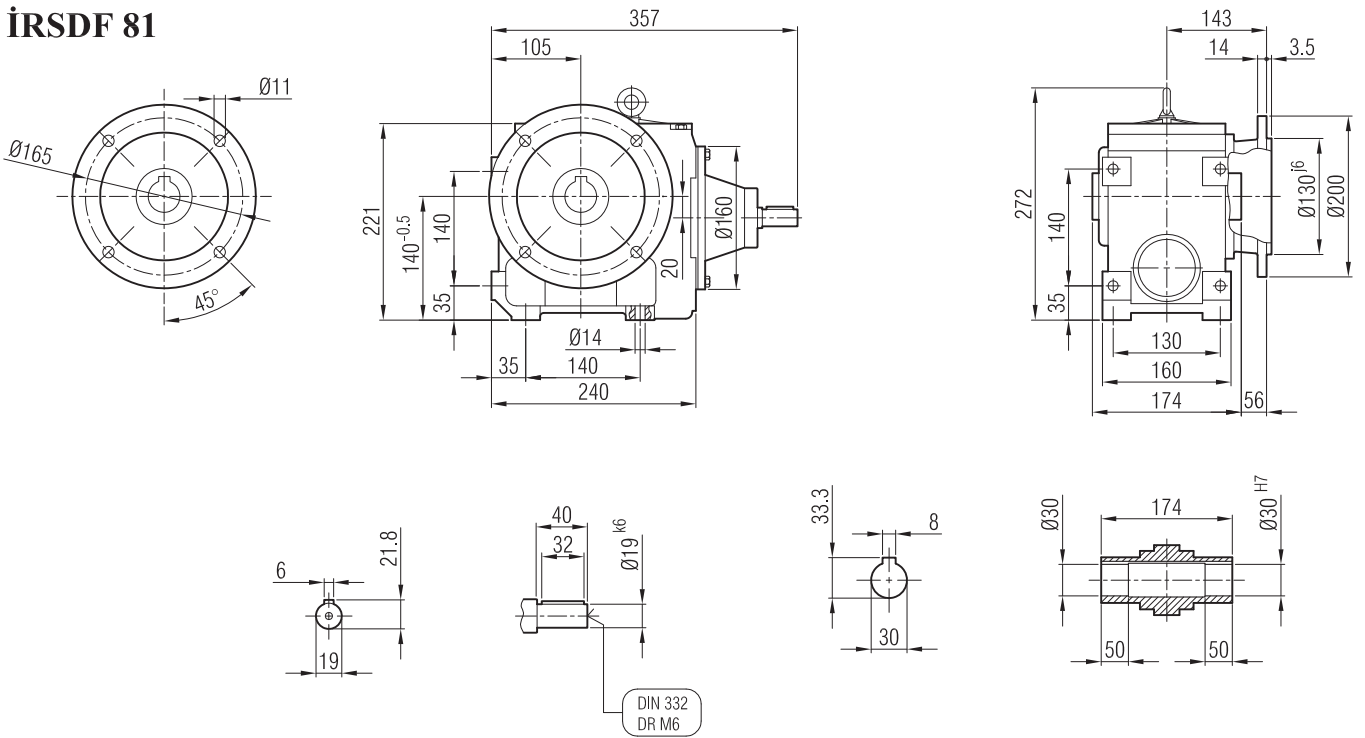


İRSD 81-02

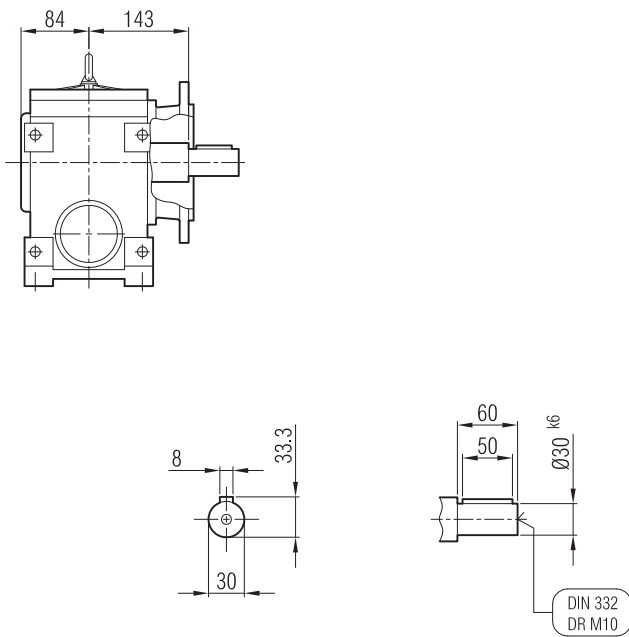




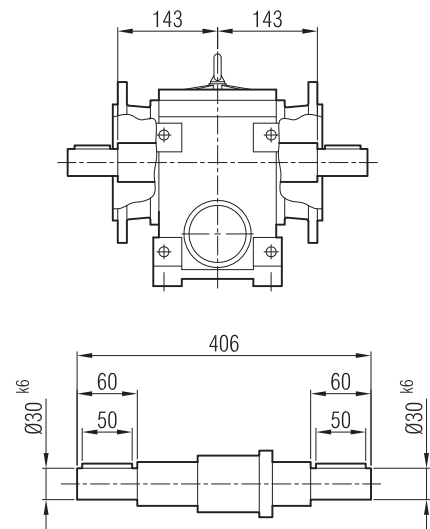
İRSDF 81



İRSDF 81-01

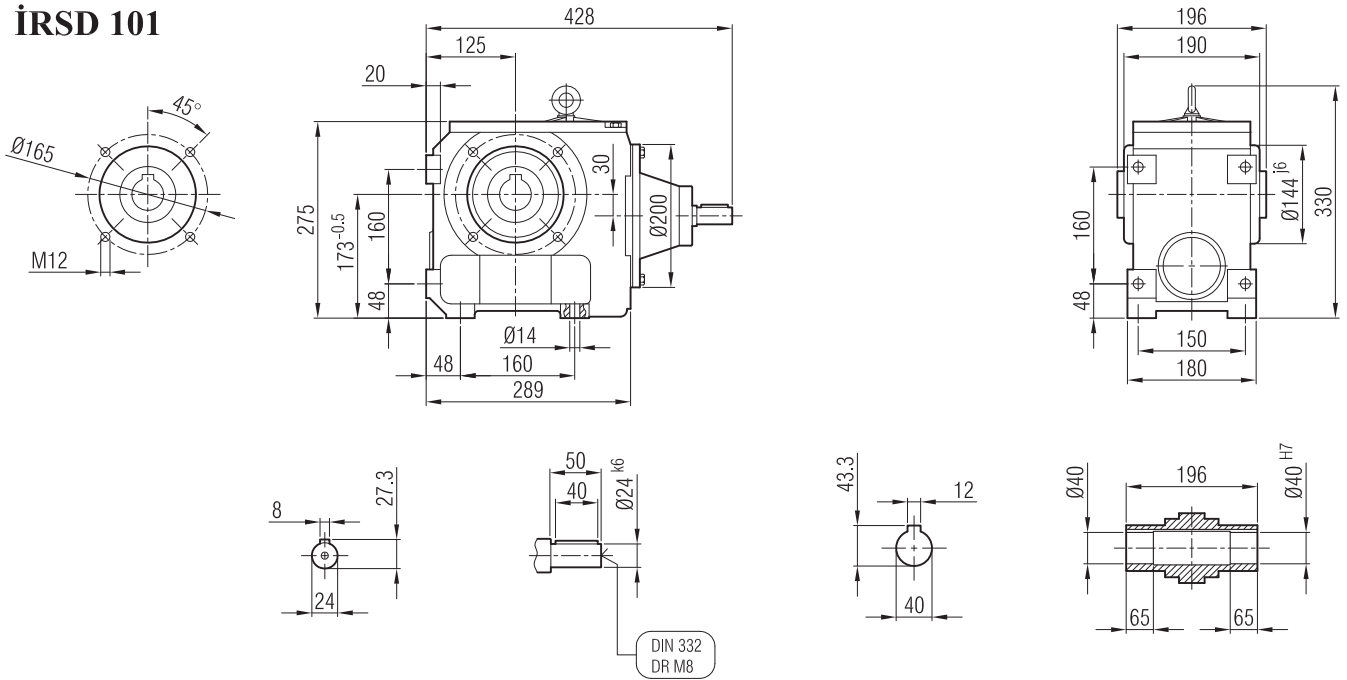


İRSDF 81-01

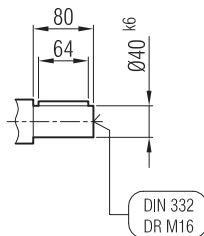
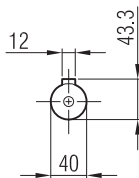
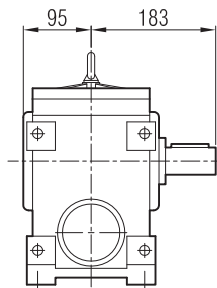




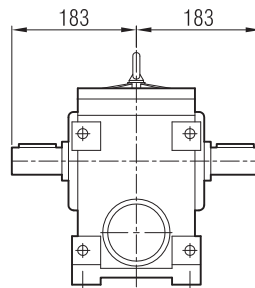
İRSD 101



İRSD 101-01

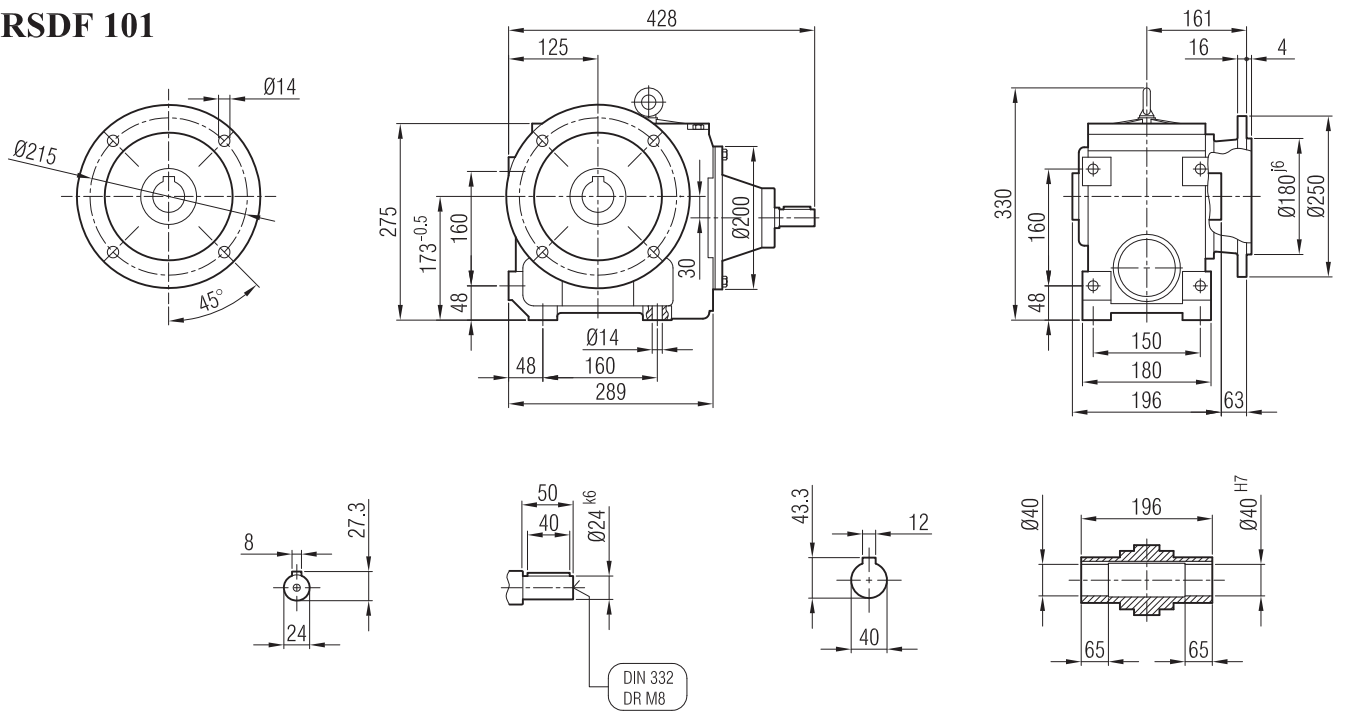


İRSD 101-02

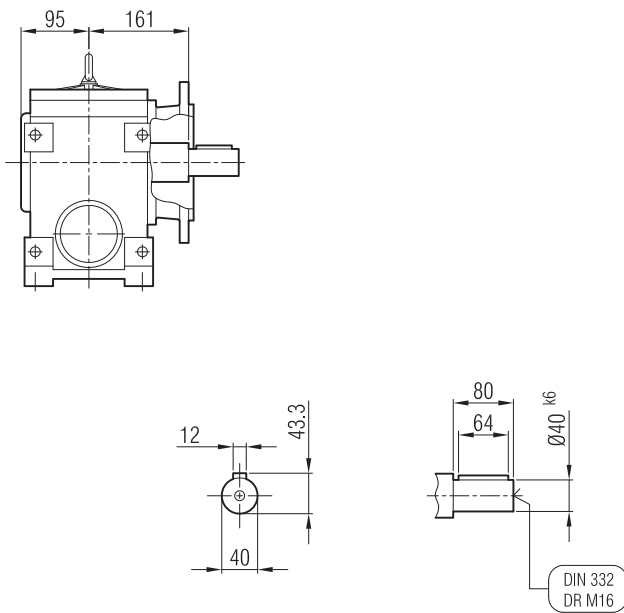




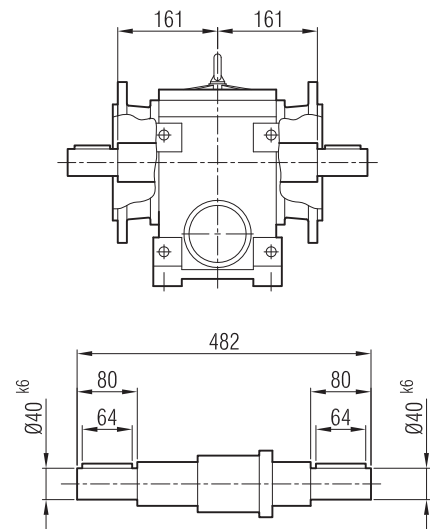
İRSDF 101



İRSDF 101-01

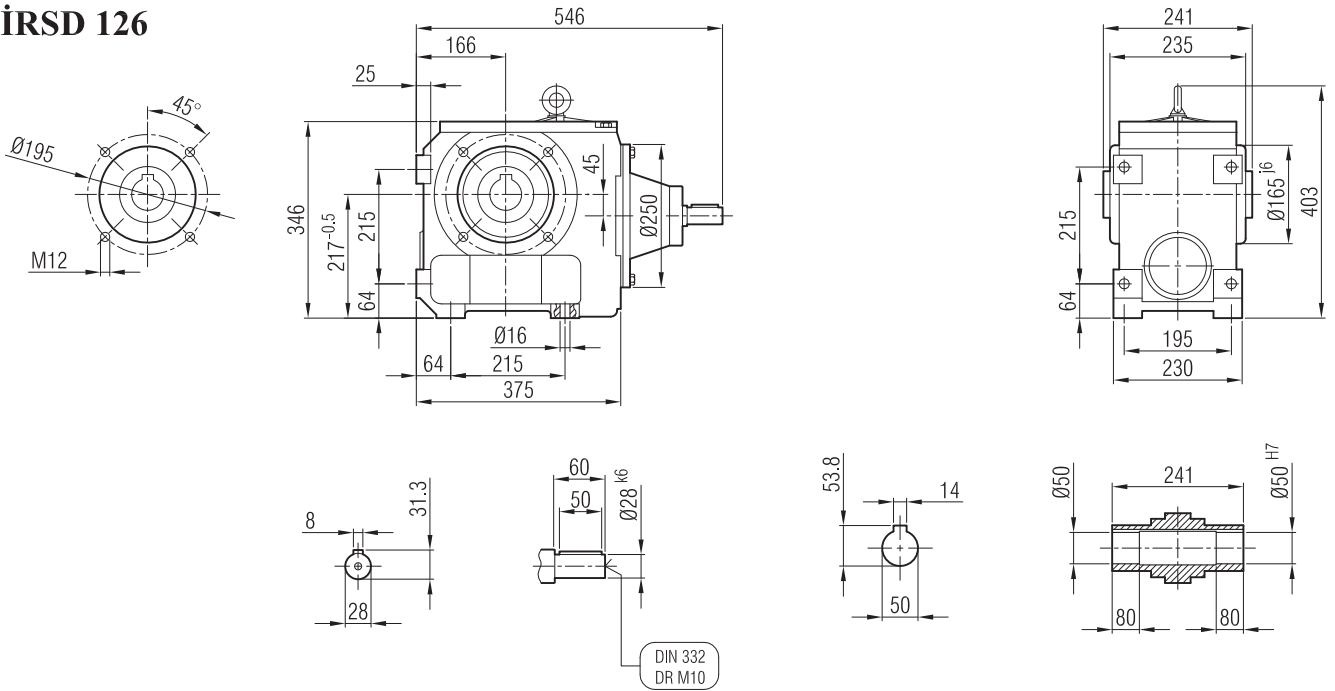


İRSDF 101-01

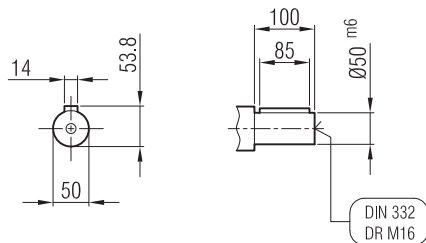
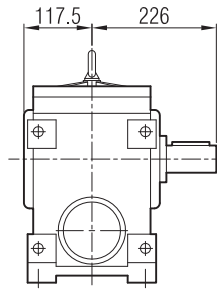




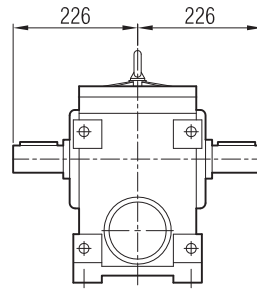
İRSD 126



İRSD 126-01

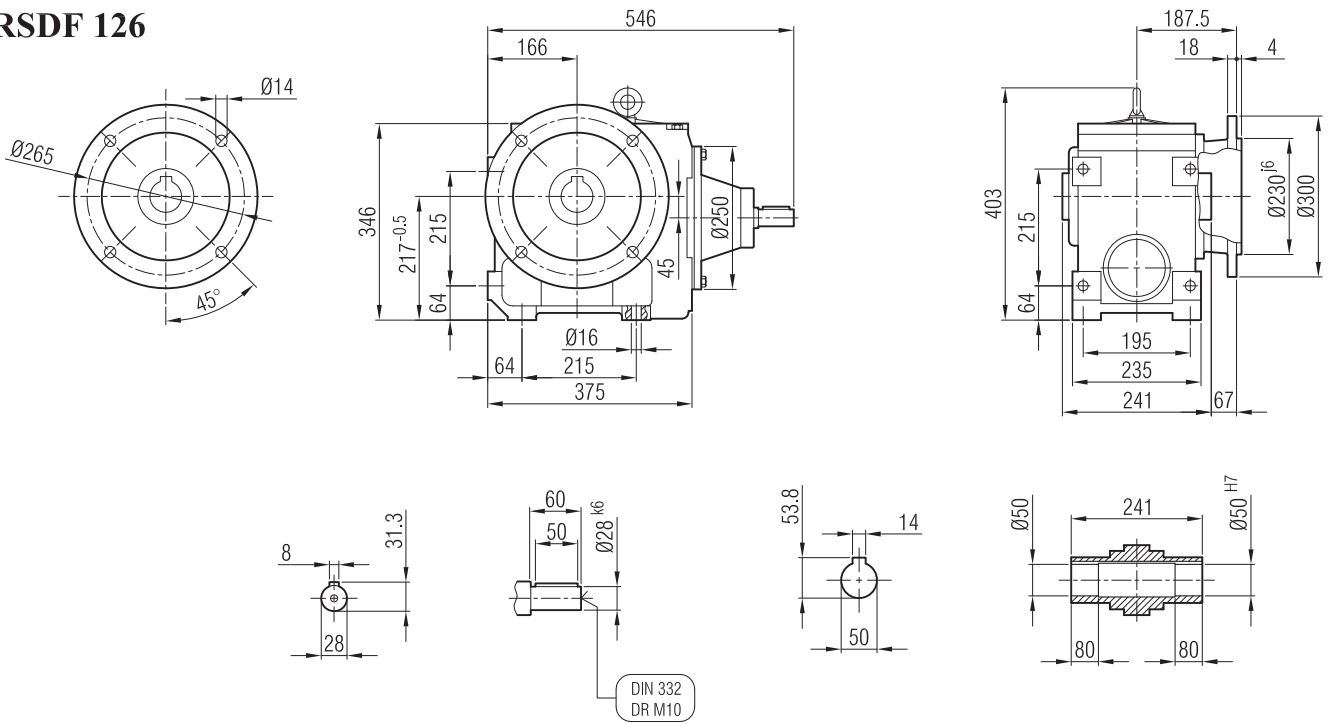


İRSD 126-02

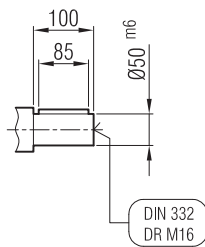
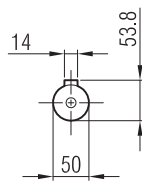
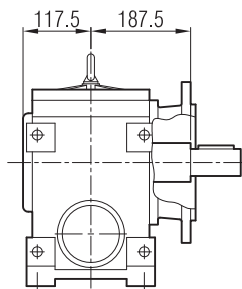




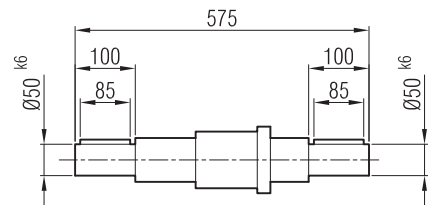
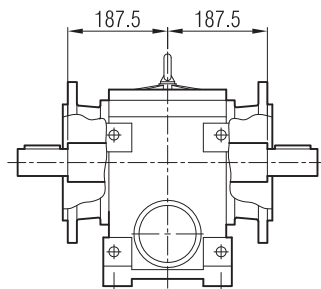
İRSDF 126



İRSDF 126-01

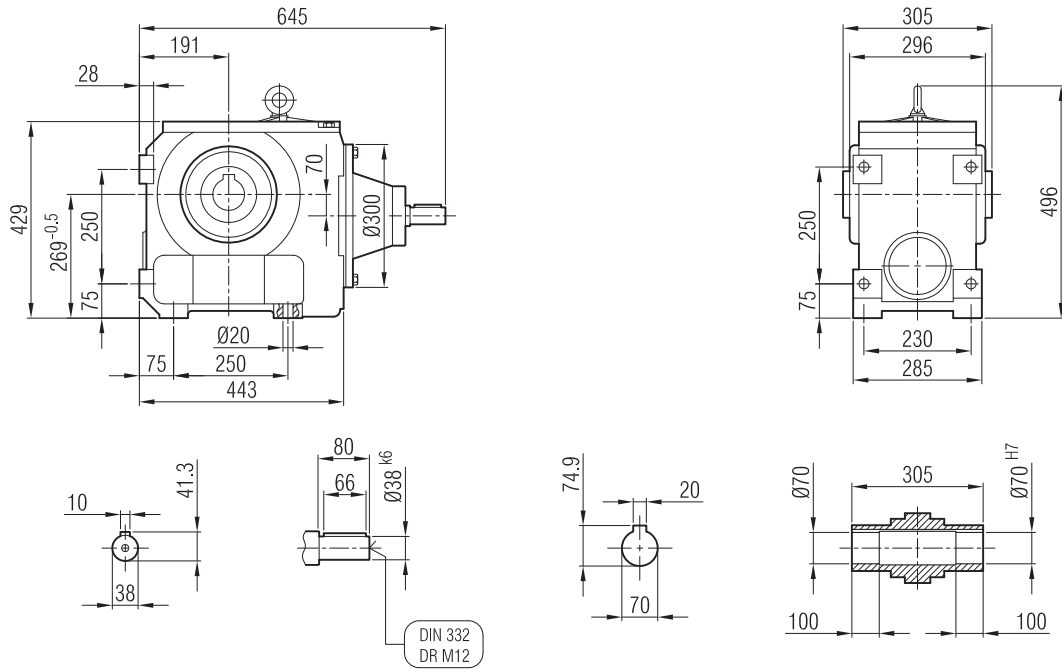


İRSDF 126-01

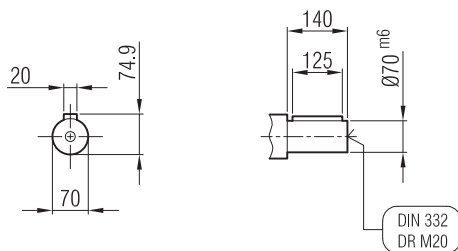
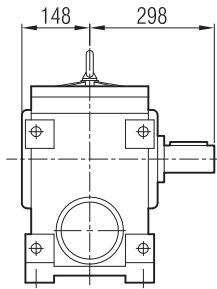




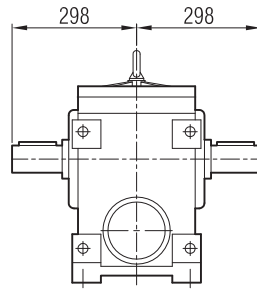
İRSD 161



İRSD 161-01

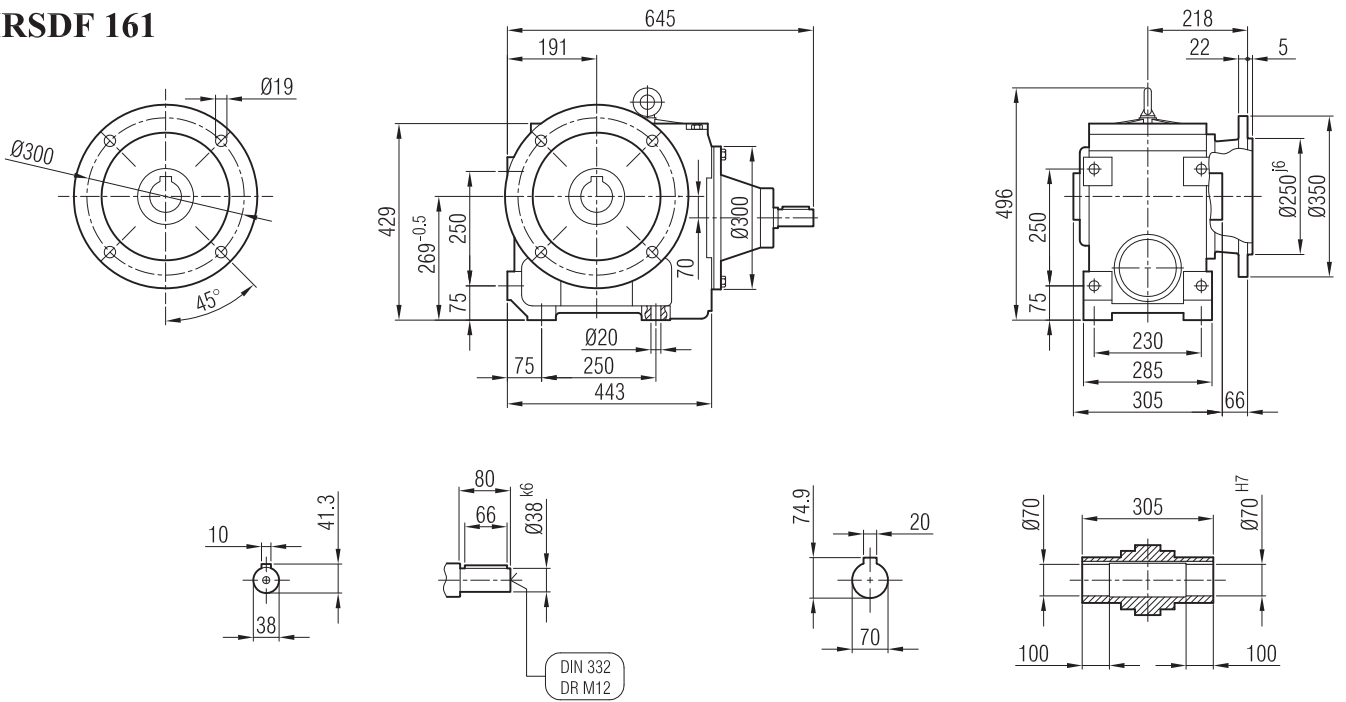


İRSD 161-02

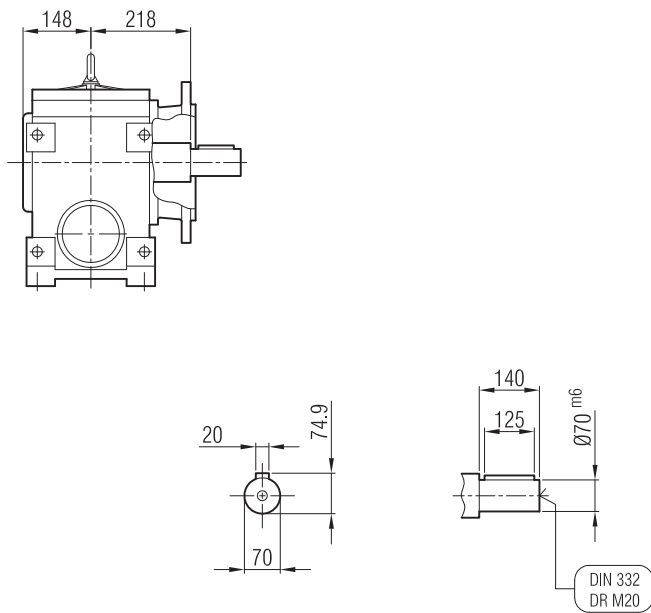




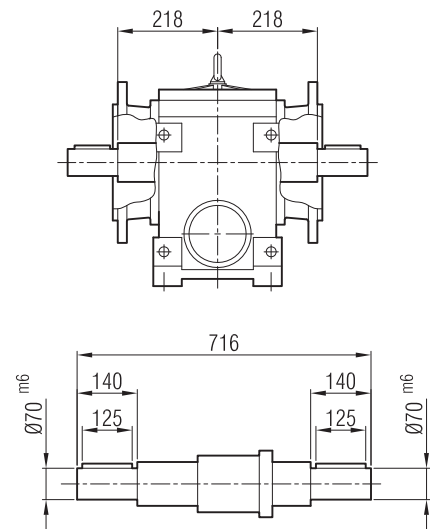
İRSDF 161



İRSDF 161-01



İRSDF 161-01





İRAE ...



İRYE ... X2



AD ...



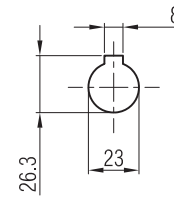
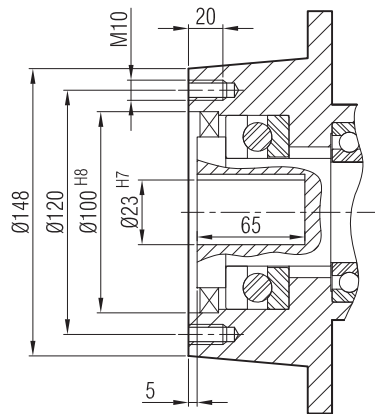
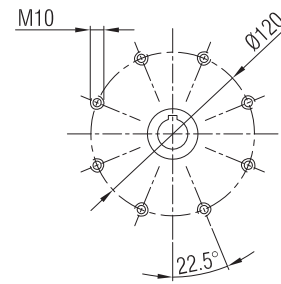
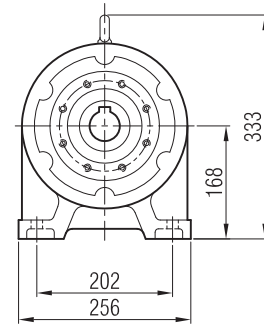
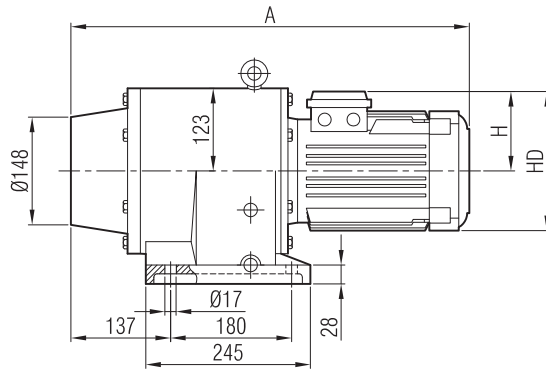
D ...



ADS ...



İRAEM 80

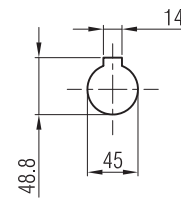
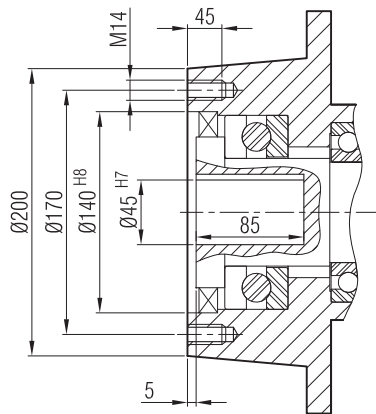
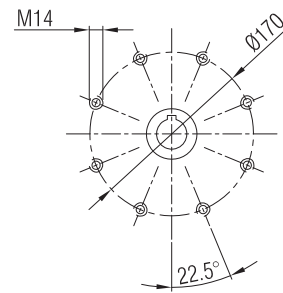
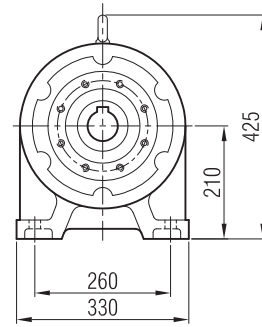
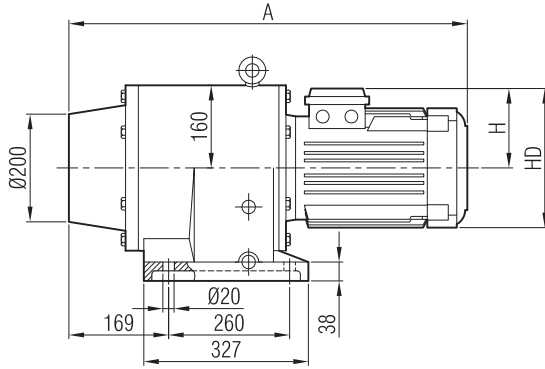


	56	63	71	80	90 S	90 L	100	112							
A					558	578	583	627							
H					151	160	160	168							
HD					241	260	260	280							





İRAEM 100

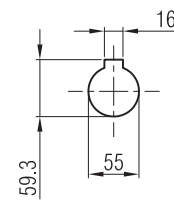
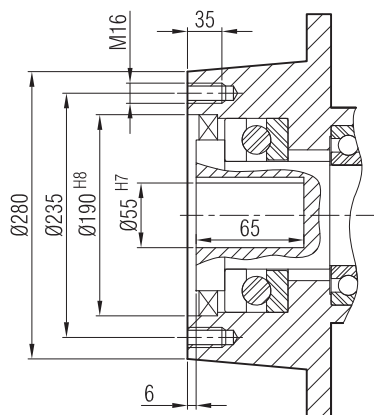
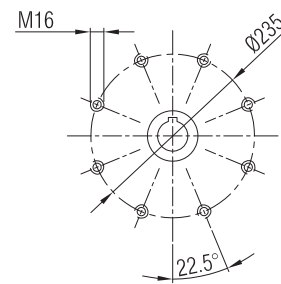
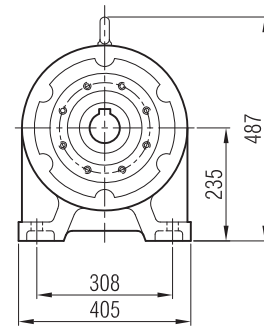
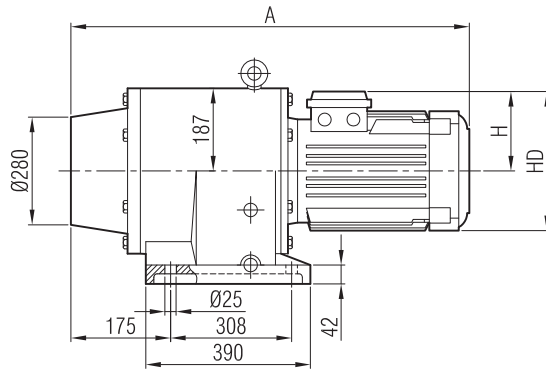


	56	63	71	80	90 S	90 L	100	112	132 S	132 M	160					
A							695	722	761	796	877					
H							160	168	179	179	200					
HD							260	280	314	314	360					





İRAEM 120

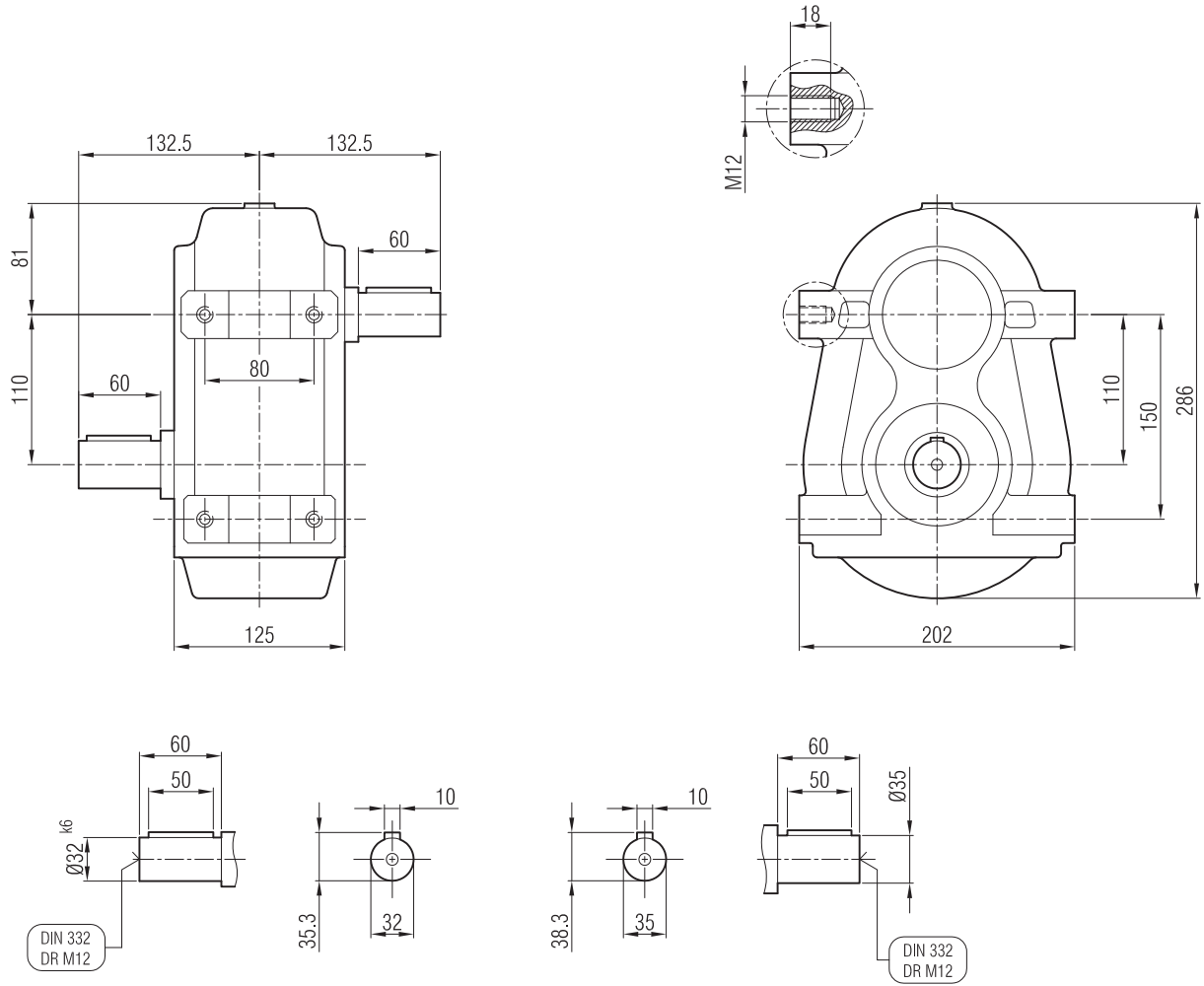


	56	63	71	80	90 S	90 L	100	112	132 S	132 M	160					
A								764	824	860	910					
H								168	179	179	181					
HD								280	314	314	360					



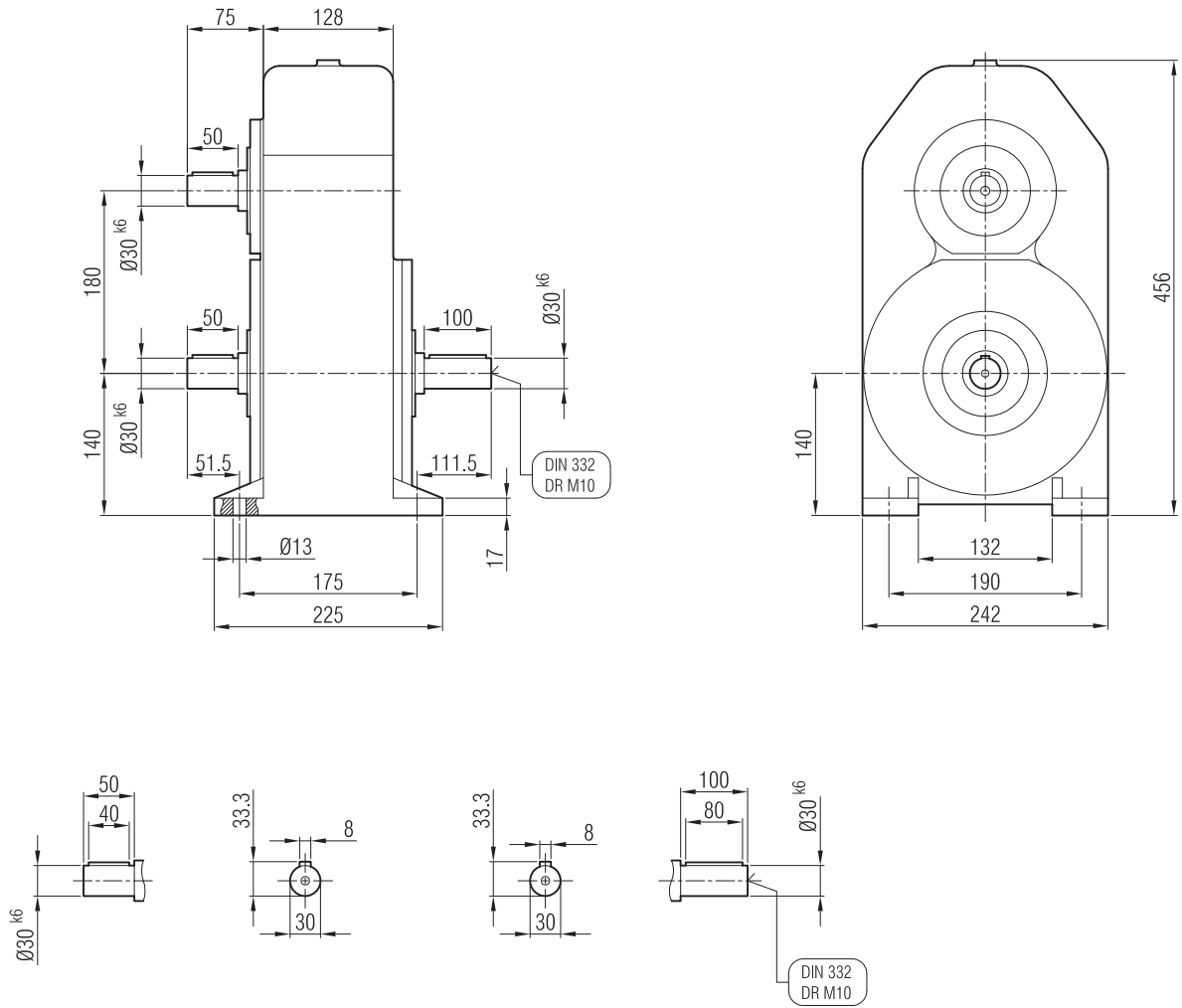


D 110



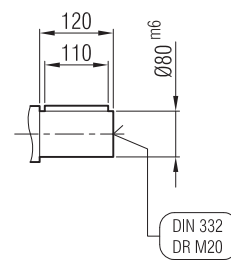
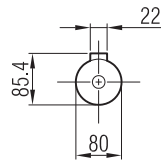
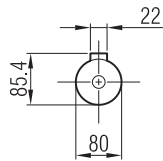
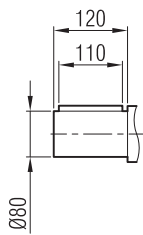
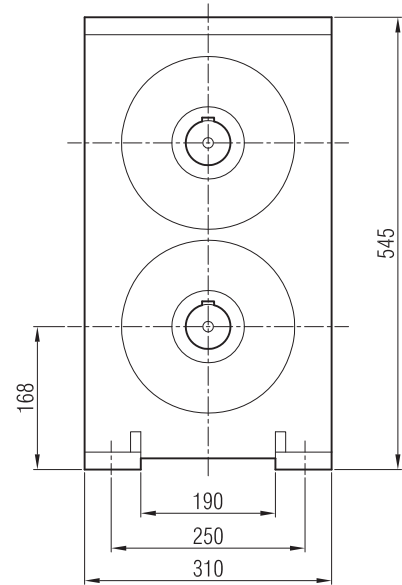
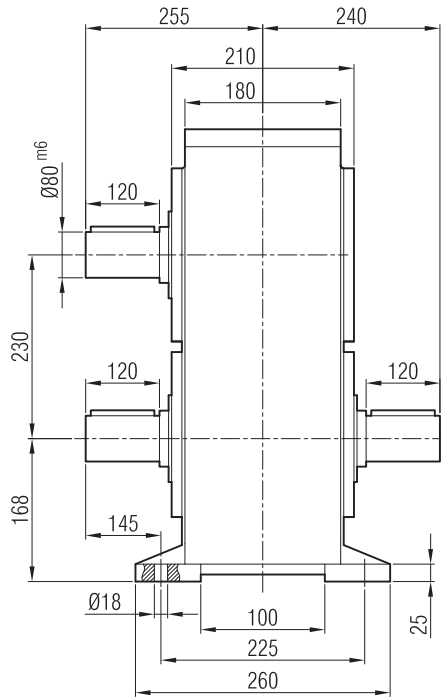


AD 180



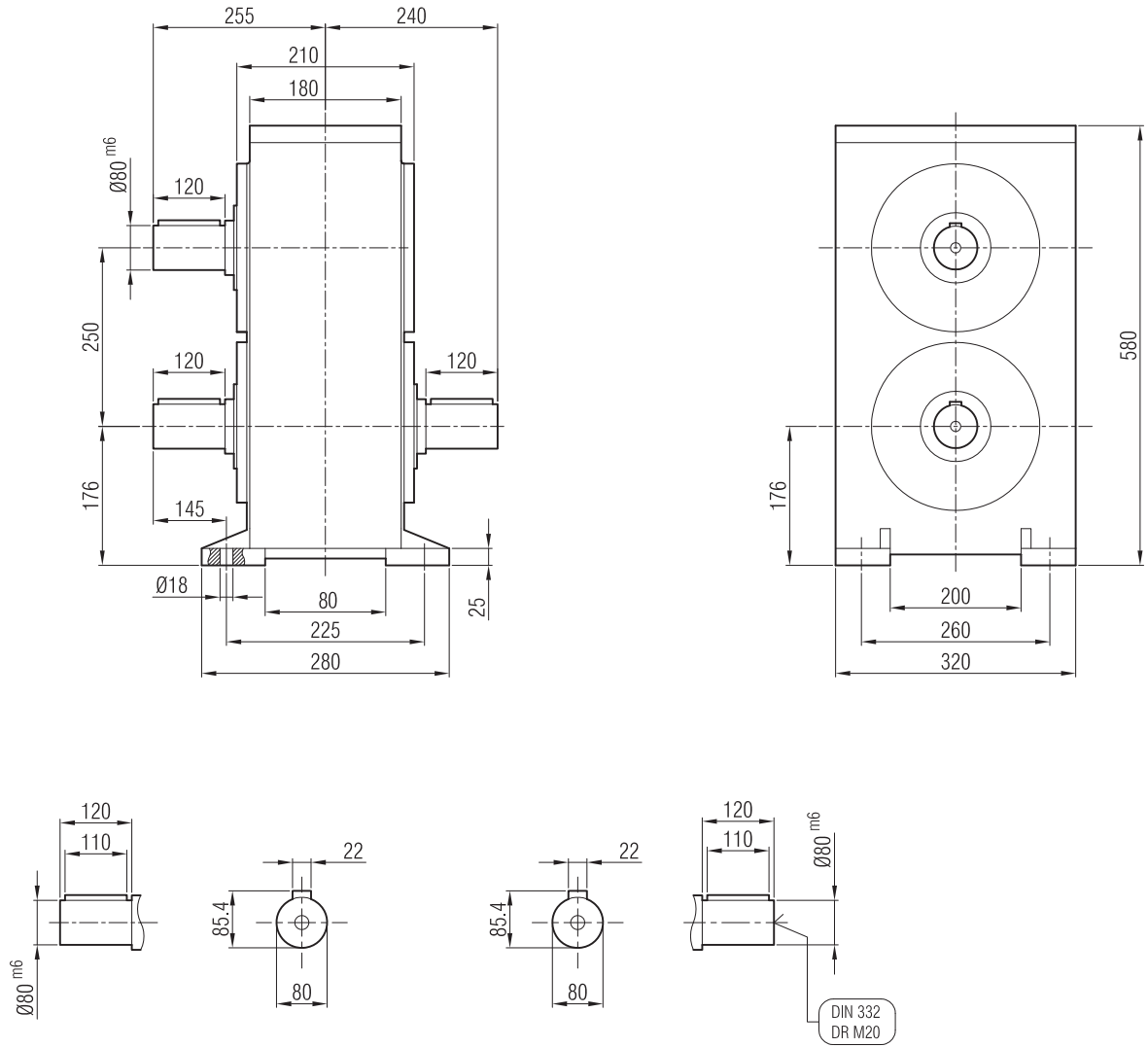


AD 230



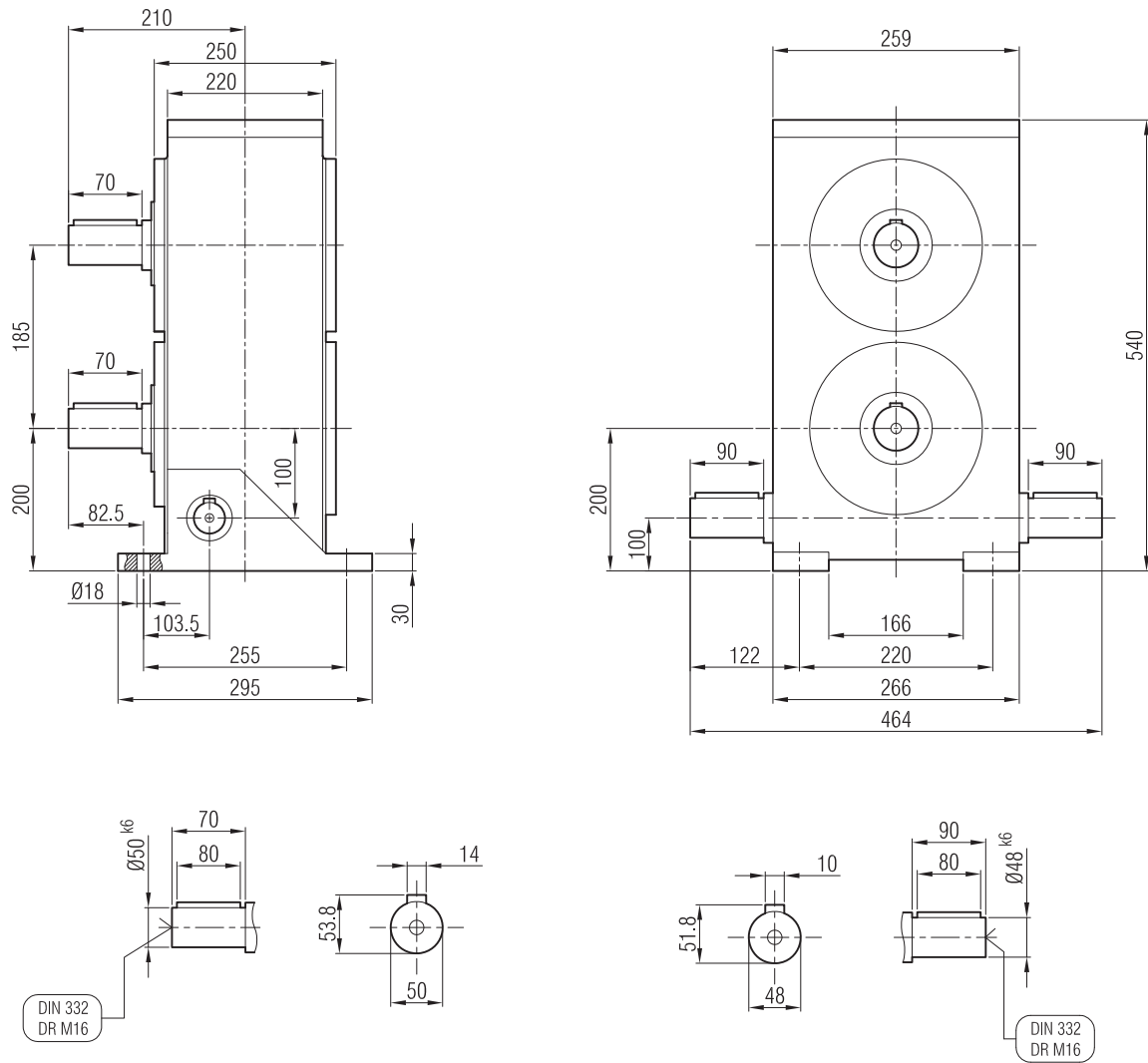


AD 250





ADS 185







Yedek Parça Listesi

General Parts List

Einzelteilliste

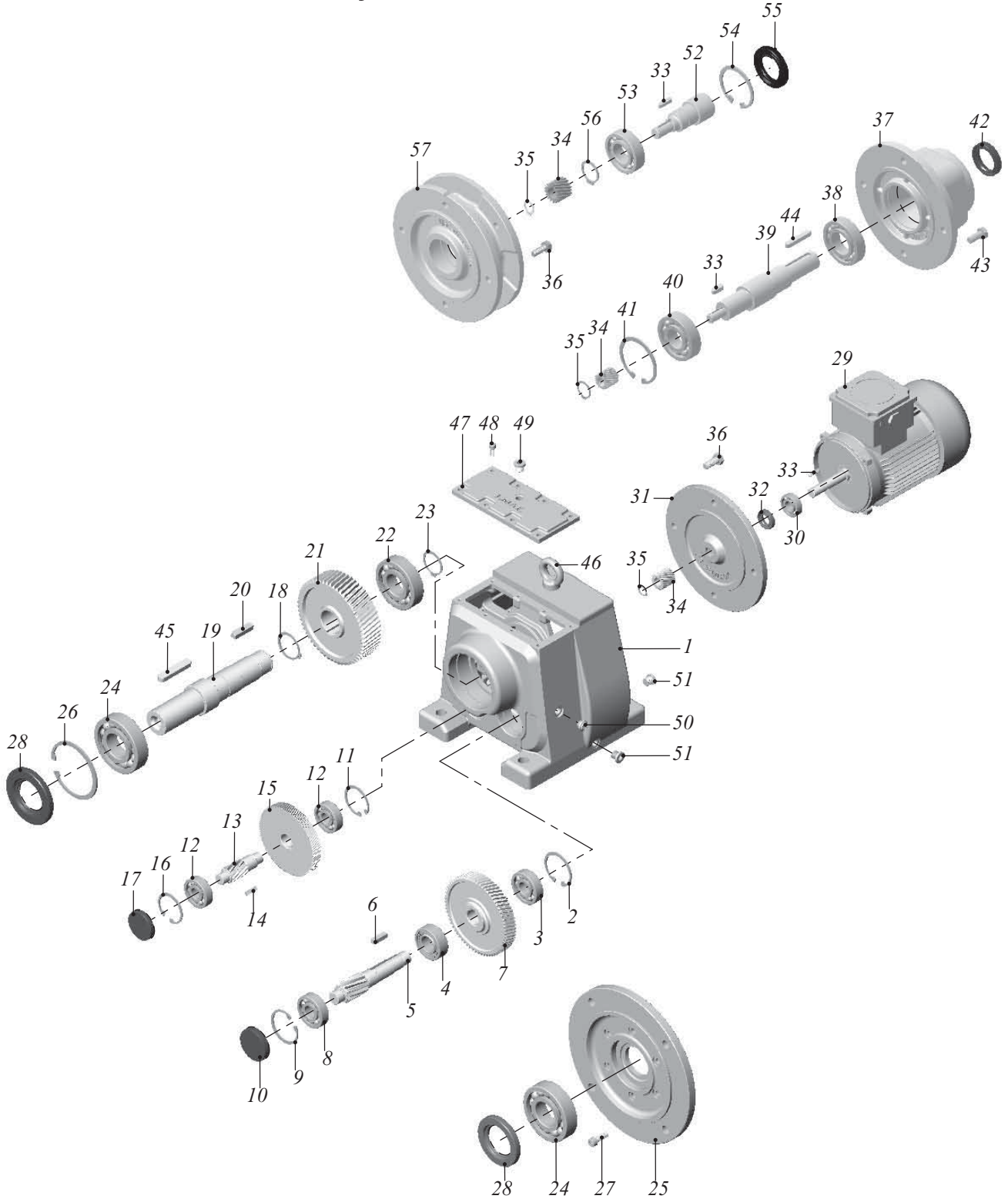
TİP / TYPE / TYP

İRA - İRAP - İRAM - İRAPM

İRF - İRFP - İRFM - İRFPM

İRAF - İRAFP - İRAFM - İRAFPM

43-53-631-63-731-73-83-93-103




Yedek Parça Listesi
General Parts List
Einzelteilliste
TİP / TYPE / TYP
İRA / İRF / İRAF / İRAM / İRFM / İRAFM
İRAP / İRFP / İRAFP / İRAPM / İRFPM / İRAFPM

43-53-631-63-731-73-83-93-103

1- Gövde	1- Gear Case	1- Getriebegehäuse
2- Segman	2- Circlip	2- Sicherungsring
3- Rulman	3- Bearing	3- Lager
4- Rulman	4- Bearing	4- Lager
5- Milli Dişli Z5	5- Gear Z5	5- Ritzelwelle Z5
6- Kama	6- Key	6- Passfeder
7- Dişli Z4	7- Gear Z4	7- Rad Z4
8- Rulman	8- Bearing	8- Lager
9- Segman	9- Circlip	9- Sicherungsring
10- Tapa	10- Locking cover	10- Verschlusskappe
11- Segman	11- Circlip	11- Sicherungsring
12- Rulman	12- Bearing	12- Lager
13- Milli Dişli Z3	13- Gear Z3	13- Ritzelwelle Z3
14- Kama	14- Key	14- Passfeder
15- Dişli Z2	15- Gear Z2	15- Rad Z2
16- Segman	16- Circlip	16- Sicherungsring
17- Tapa	17- Locking Cover	17- Verschlusskappe
18- Segman	18- Circlip	18- Sicherungsring
19- Çıkış Mili	19- Output Shaft	19- Abtriebswelle
20- Kama	20- Key	20- Passfeder
21- Dişli Z6	21- Gear Z6	21- Rad Z6
22- Rulman	22- Bearing	22- Lager
23- Segman	23- Circlip	23- Sicherungsring
24- Rulman	24- Bearing	24- Lager
25- Flanşlı Kapak	25- Output Flange	25- Abtriebsflansch
26- Segman	26- Circlip	26- Sicherungsring
27- Cıvata	27- Bolt	27- Sechskantschraube
28- Keçe	28- Seal	28- Wellendichtring
29- Motor	29- Electric Motor	29- Elektromotor
30- Rulman	30- Bearing	30- Lager
31- Motor Bağlantı Kapağı	31- Motor Mounting	31- Motoranschlussflansch
32- Keçe	32- Seal	32- Wellendichtring
33- Kama	33- Key	33- Passfeder
34- Dişli Z1	34- Gear Z1	34- Ritzel Z1
35- Segman	35- Circlip	35- Sicherungsring
36- Cıvata	36- Bolt	36- Sechskantschraube
37- Motorsuz Kapak	37- Gear Case Cover	37- Antriebsdeckel
38- Rulman	38- Bearing	38- Lager
39- Giriş Mili	39- Input Shaft	39- Antriebswelle
40- Rulman	40- Bearing	40- Lager
41- Segman	41- Circlip	41- Sicherungsring
42- Keçe	42- Seal	42- Wellendichtring
43- Cıvata	43- Bolt	43- Sechskantschraube
44- Kama	44- Key	44- Passfeder
45- Kama	45- Key	45- Passfeder
46- Taşıma Kancası	46- Lifting Eye Bolt	46- Ringschraube
47- Üst Kapak	47- Upper Cover	47- Getriebedeckel
48- Cıvata	48- Bolt	48- Sechskantschraube
49- Havalandırma Cıvatası	49- Vent Plug	49- Entlüftungsschraube
50- Yağ Seviye Tespit Cıvatası	50- Oil Level Plug	50- Ölstandschraube
51- Yağ Boşaltma Cıvatası	51- Drain Plug	51- Verschluss-Schraube
52- Ara Bağlantı Mili	52- Connection Shaft	52- Verbindungswelle
53- Rulman	53- Bearing	53- Lager
54- Segman	54- Circlip	54- Sicherungsring
55- Keçe	55- Seal	55- Wellendichtring
56- Segman	56- Circlip	56- Sicherungsring
57- Pam Flanş (IEC)	57- IEC Flange	57- IEC Flansch



Yedek Parça Listesi

General Parts List

Einzelteilliste

TİP / TYPE / TYP

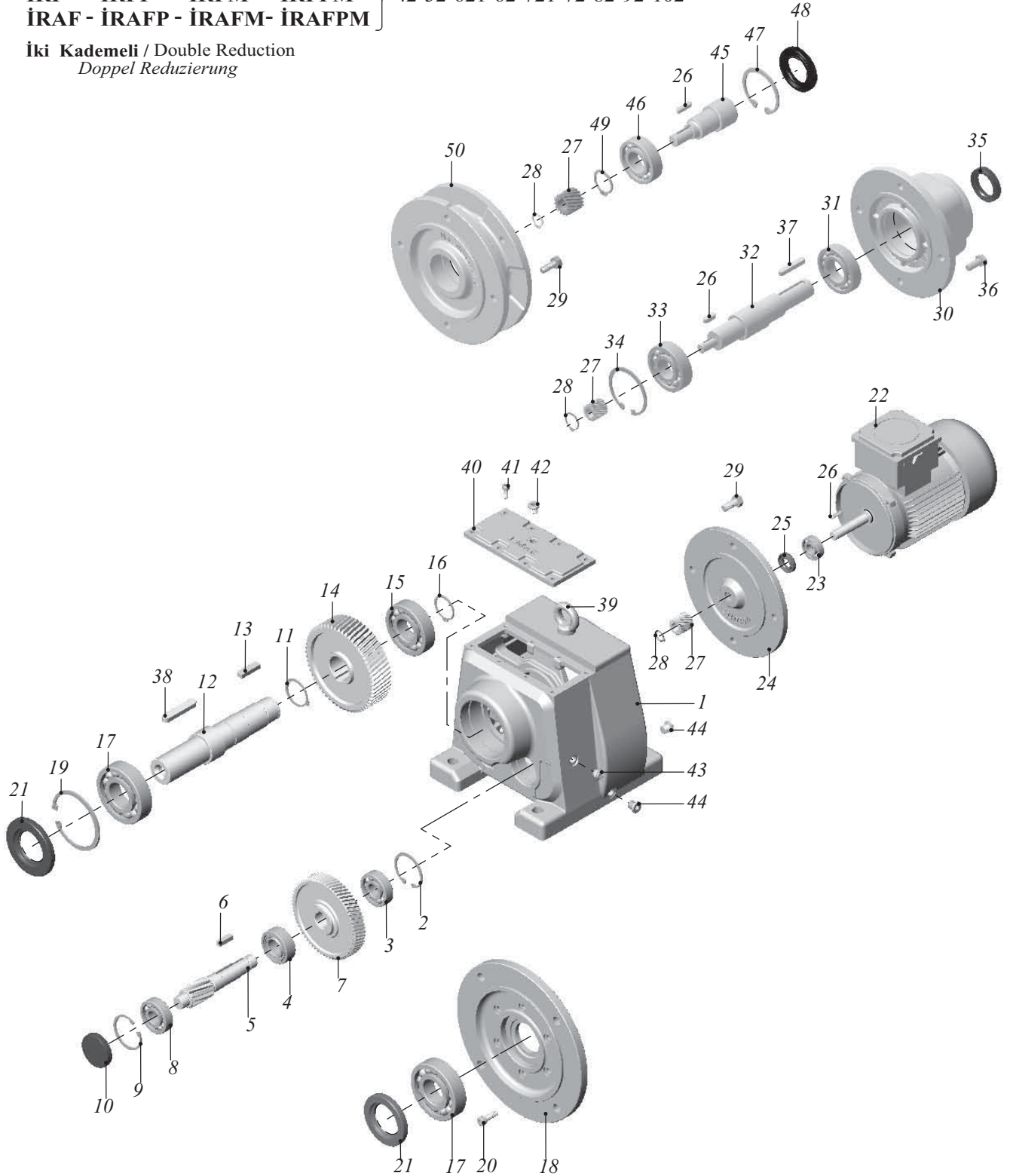
İRA - İRAP - İRAM - İRAPM

İRF - İRFP - İRFM - İRFPM

İRAF - İRAFP - İRAFM- İRAFPM

42-52-621-62-721-72-82-92-102

İki Kademeli / Double Reduction
Doppel Reduzierung




Yedek Parça Listesi
General Parts List
Einzelteilliste
TİP / TYPE / TYP
İRA / İRF / İRAF / İRAM / İRFM / İRAFMM
İRAP / İRFP / İRAFP / İRAPM / İRFPM / İRAFPM
İki Kademeli / Double Reduction / Doppel Reduzierung

42-52-621-62-721-72-82-92-102

1- Gövde	1- Gear Case	1- Getriebegehäuse
2- Segman	2- Circlip	2- Sicherungsring
3- Rulman	3- Bearing	3- Lager
4- Rulman	4- Bearing	4- Lager
5- Milli Dişli Z3	5- Gear Z3	5- Ritzelwelle Z3
6- Kama	6- Key	6- Passfeder
7- Dişli Z2	7- Gear Z2	7- Rad Z2
8- Rulman	8- Bearing	8- Lager
9- Segman	9- Circlip	9- Sicherungsring
10- Tapa	10- Locking Cap	10- Verschlusskappe
11- Segman	11- Circlip	11- Sicherungsring
12- Çıkış Mili	12- Output Shaft	12- Abtriebswelle
13- Kama	13- Key	13- Passfeder
14- Dişli Z4	14- Gear Z4	14- Rad Z4
15- Rulman	15- Bearing	15- Lager
16- Segman	16- Circlip	16- Sicherungsring
17- Rulman	17- Bearing	17- Lager
18- Flanşlı Kapak	18- Output Flange	18- Abtriebsflansch
19- Segman	19- Circlip	19- Sicherungsring
20- Cıvata	20- Bolt	20- Sechskantschraube
21- Keçe	21- Seal	21- Wellendichtring
22- Motor	22- Electric Motor	22- Elektromotor
23- Rulman	23- Bearing	23- Lager
24- Motor Bağlantı Kapağı	24- Motor Mounting	24- Motoranschlussflansch
25- Keçe	25- Seal	25- Wellendichtring
26- Kama	26- Key	26- Passfeder
27- Dişli Z1	27- Gear Z1	27- Ritzel Z1
28- Segman	28- Circlip	28- Sicherungsring
29- Cıvata	29- Bolt	29- Sechskantschraube
30- Motorsuz Kapak	30- Gear Case Cover	30- Antriebsdeckel
31- Rulman	31- Bearing	31- Lager
32- Giriş Mili	32- Input Shaft	32- Antriebswelle
33- Rulman	33- Bearing	33- Lager
34- Segman	34- Circlip	34- Sicherungsring
35- Keçe	35- Seal	35- Wellendichtring
36- Cıvata	36- Bolt	36- Sechskantschraube
37- Kama	37- Key	37- Passfeder
38- Kama	38- Key	38- Passfeder
39- Taşıma Kancası	39- Lifting Eye Bolt	39- Ringschraube
40- Üst Kapak	40- Upper Cover	40- Getriebedeckel
41- Cıvata	41- Bolt	41- Sechskantschraube
42- Havalandırma Cıvatası	42- Vent Plug	42- Entlüftungsschraube
43- Yağ Seviye Tespit Cıvatası	43- Oil Level Plug	43- Ölstandschraube
44- Yağ Boşaltma Cıvatası	44- Drain Plug	44- Verschluss-Schraube
45- Ara Bağlantı Mili	45- Connection Shaft	45- Verbindungswelle
46- Rulman	46- Bearing	46- Lager
47- Segman	47- Circlip	47- Sicherungsring
48- Keçe	48- Seal	48- Wellendichtring
49- Segman	49- Circlip	49- Sicherungsring
50- Pam Flanş (IEC)	50- IEC Flange	50- IEC Flansch



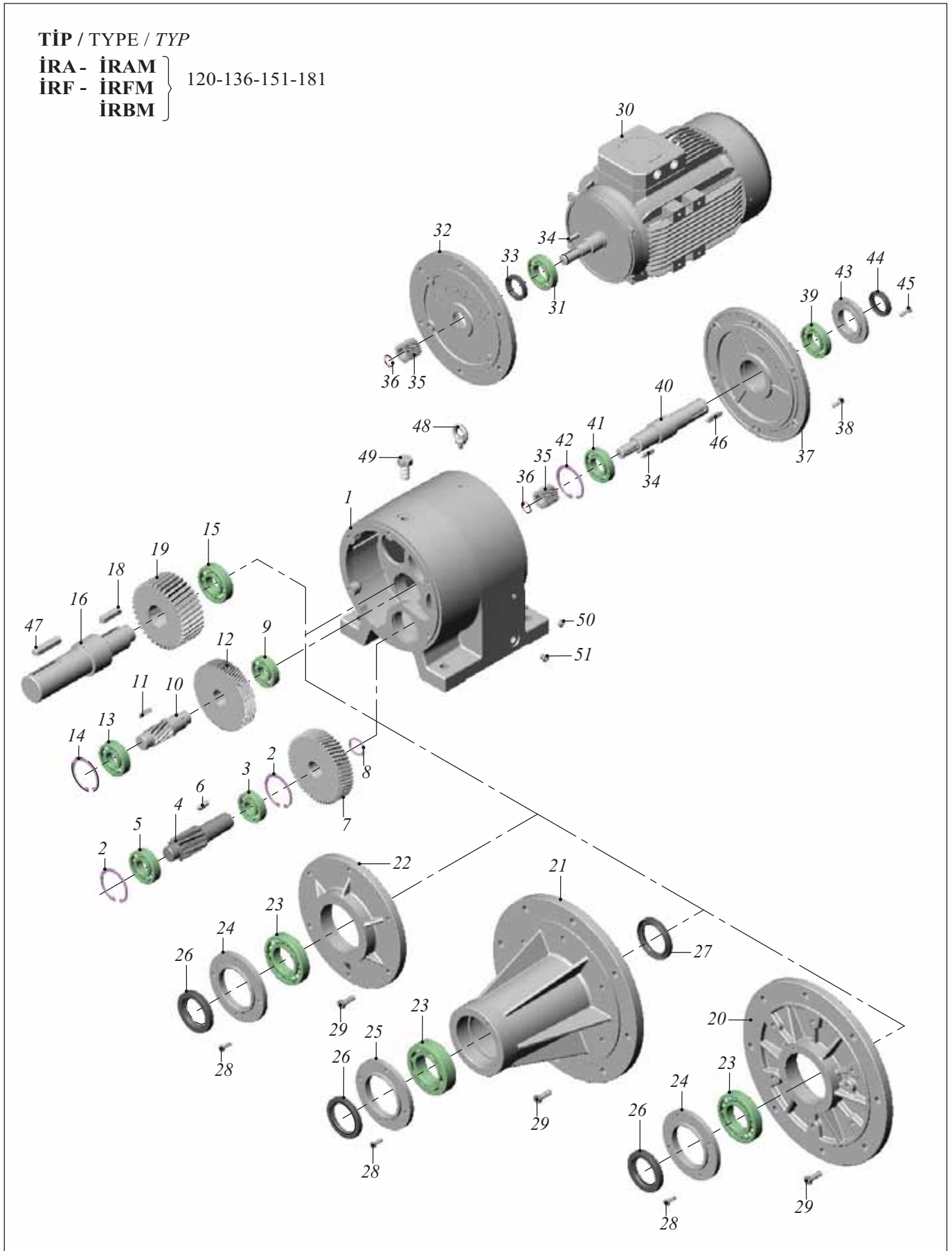
Yedek Parça Listesi

General Parts List

Einzelteilliste

TİP / TYPE / TYP

İRA - İRAM } 120-136-151-181
 İRF - İRFM }
 İRBM }




Yedek Parça Listesi
General Parts List
Einzelteilliste
TİP / TYPE / TYP
İRA / İRF / İRAM / İRFM / İRBM } 120-136-151-181

1- Gövde	1- Gear Case	1- Getriebegehäuse
2- Segman	2- Circlip	2- Sicherungsring
3- Rulman	3- Bearing	3- Lager
4- Milli Dişli Z5	4- Gear Z5	4- Ritzelwelle Z5
5- Rulman	5- Bearing	5- Lager
6- Kama	6- Key	6- Passfeder
7- Dişli Z4	7- Gear Z4	7- Rad Z4
8- Segman	8- Circlip	8- Sicherungsring
9- Rulman	9- Bearing	9- Lager
10- Milli Dişli Z3	10- Gear Z3	10- Ritzelwelle Z3
11- Kama	11- Key	11- Passfeder
12- Dişli Z2	12- Gear Z2	12- Rad Z2
13- Rulman	13- Bearing	13- Lager
14- Segman	14- Circlip	14- Sicherungsring
15- Rulman	15- Bearing	15- Lager
16- Çıkış Mili	16- Output Shaft	16- Abtriebswelle
17- Boğazlı Çıkış Mili	17- Output Shaft (For Agitator Types)	17- Verlängerts Abtriebswelle
18- Kama	18- Key	18- Passfeder
19- Dişli Z6	19- Gear Z6	19- Rad Z6
20- Flanşlı Kapak	20- Output Flange	20- Abtriebsflansch
21- Boğazlı Kapak	21- Front Cover (For Agitator Types)	21- Verlängerts Abtriebsflansch
22- Ön Kapak	22- Front Cover	22- Abtriebsdeckel
23- Rulman	23- Bearing	23- Lager
24- Keçe Kapağı	24- Seal Cover	24- Dichtringflansch
25- Keçe Kapağı	25- Seal Cover	25- Dichtringflansch
26- Keçe	26- Seal	26- Wellendichtring
27- Keçe	27- Seal	27- Wellendichtring
28- Cıvata	28- Bolt	28- Sechskantschraube
29- Cıvata	29- Bolt	29- Sechskantschraube
30- Motor	30- Electric Motor	30- Elektromotor
31- Rulman	31- Bearing	31- Lager
32- Motor Bağlantı Kapağı	32- Motor Mounting Adapter	32- Motoranschlussflansch
33- Keçe	33- Seal	33- Wellendichtring
34- Kama	34- Key	34- Passfeder
35- Dişli Z1	35- Gear Z1	35- Ritzel Z1
36- Segman	36- Circlip	36- Sicherungsring
37- Motorsuz Kapak	37- Gear Case Cover	37- Antriebsdeckel
38- Cıvata	38- Bolt	38- Sechskantschraube
39- Rulman	39- Bearing	39- Lager
40- Giriş Mili	40- Input Shaft	40- Antriebswelle
41- Rulman	41- Bearing	41- Lager
42- Segman	42- Circlip	42- Sicherungsring
43- Keçe Kapağı	43- Seal Cover	43- Dichtringflansch
44- Keçe	44- Seal	44- Wellendichtring
45- Cıvata	45- Bolt	45- Sechskantschraube
46- Kama	46- Key	46- Passfeder
47- Kama	47- Key	47- Passfeder
48- Taşıma Kancası	48- Lifting Eye Bolt	48- Ringschraube
49- Havalandırma Cıvatası	49- Vent Plug	49- Entlüftungsschraube
50- Yağ Seviye Tespit Cıvatası	50- Oil Level Plug	50- Ölstandschraube
51- Yağ Boşaltma Cıvatası	51- Drain Plug	51- Verschluss-Schraube



Yedek Parça Listesi

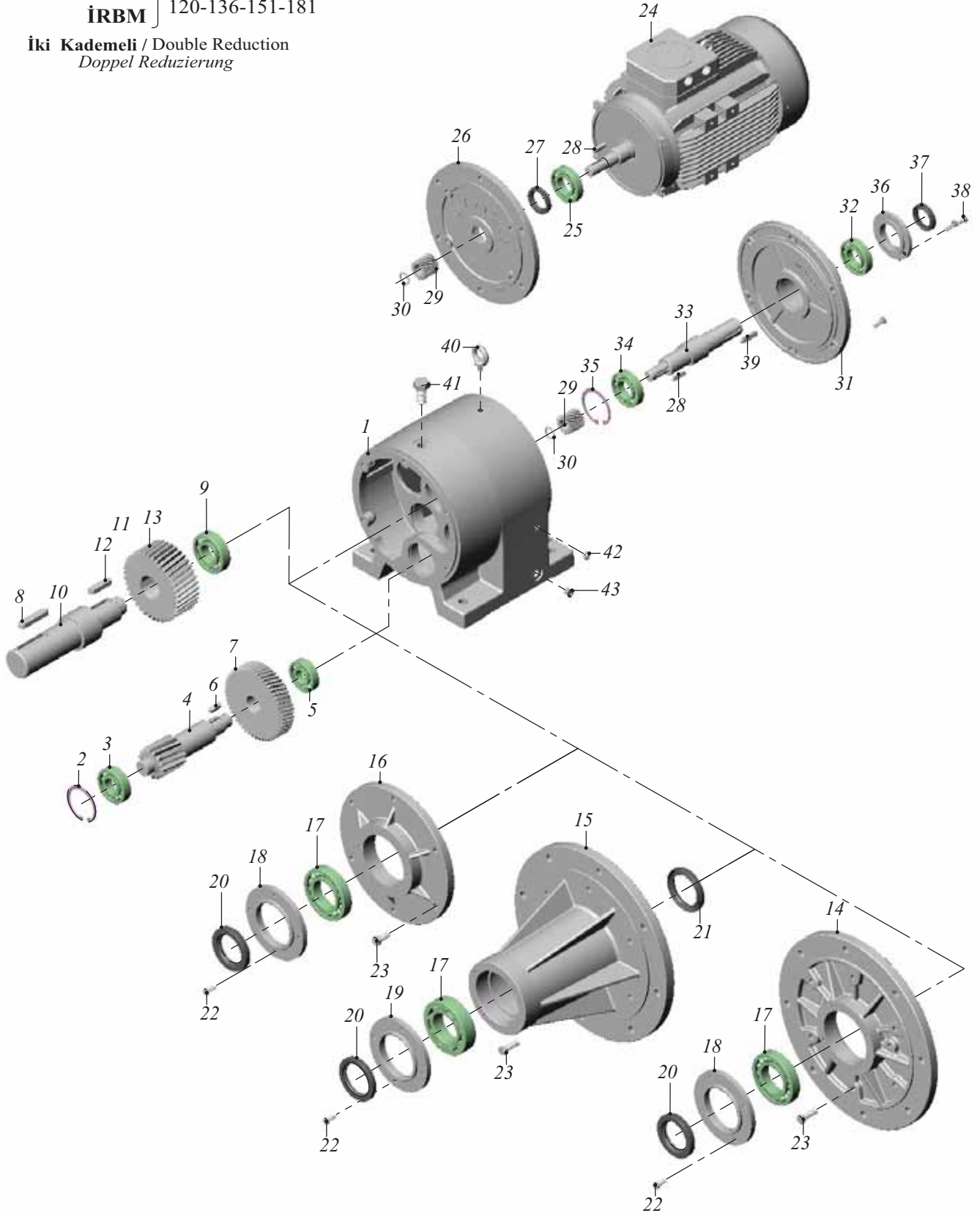
General Parts List

Einzelteilliste

TİP / TYPE / TYP

İRA - İRAM
İRF - İRFM
İRBM } 120-136-151-181

İki Kademeli / Double Reduction
Doppel Reduzierung



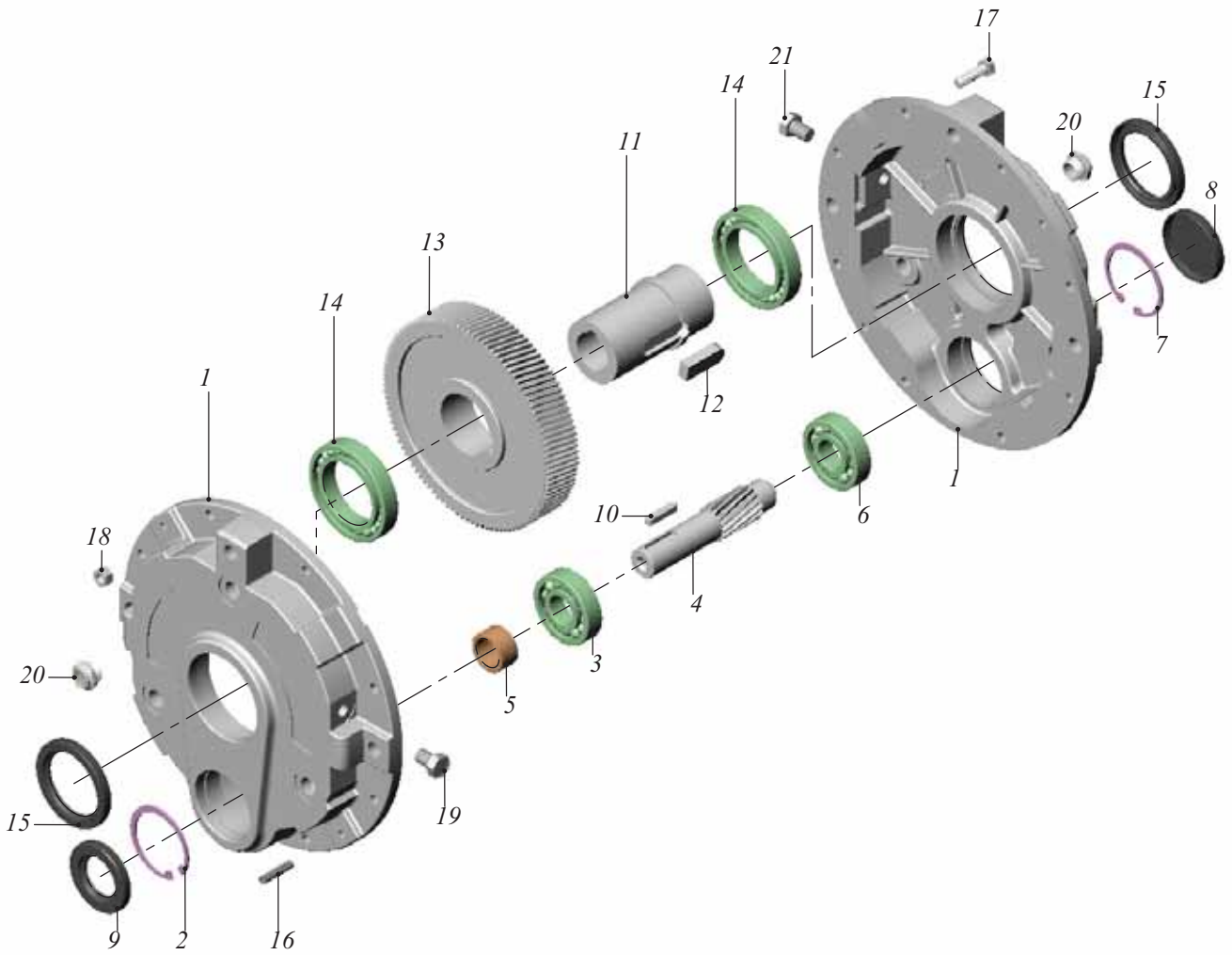

Yedek Parça Listesi
General Parts List
Einzelteilliste
TİP / TYPE / TYP
İRA / İRF / İRAM / İRFM / İRBM } 120-136-151-181
İki Kademeli / Double Reduction / Doppel Reduzierung

1- Gövde	1- Gear Case	1- Getriebegehäuse
2- Segman	2- Circlip	2- Sicherungsring
3- Rulman	3- Bearing	3- Lager
4- Milli Dişli Z3	4- Gear Z3	4- Ritzelwelle Z3
5- Rulman	5- Bearing	5- Lager
6- Kama	6- Key	6- Passfeder
7- Dişli Z2	7- Gear Z2	7- Rad Z2
8- Kama	8- Key	8- Passfeder
9- Rulman	9- Bearing	9- Lager
10- Çıkış Mili	10- Output Shaft	10- Abtriebswelle
11- Boğazlı Çıkış Mili	11- Output Shaft (For Agitator Types)	11- Verlängerts Abtriebswelle
12- Kama	12- Key	12- Passfeder
13- Dişli Z4	13- Gear Z4	13- Rad Z4
14- Flanşlı Kapak	14- Output Flange	14- Abtriebsflansch
15- Boğazlı Kapak	15- Front Cover (For Agitator Types)	15- Verlängerts Abtriebsflansch
16- Ön Kapak	16- Front Cover	16- Abtriebsdeckel
17- Rulman	17- Bearing	17- Lager
18- Keçe Kapağı	18- Seal Cover	18- Dichtringflansch
19- Keçe Kapağı	19- Seal Cover	19- Dichtringflansch
20- Keçe	20- Seal	20- Wellendichtring
21- Keçe	21- Seal	21- Wellendichtring
22- Cıvata	22- Bolt	22- Sechskantschraube
23- Cıvata	23- Bolt	23- Sechskantschraube
24- Motor	24- Electric Motor	24- Elektromotor
25- Rulman	25- Bearing	25- Lager
26- Motor Bağlantı Kapağı	26- Motor Mounting Adapter	26- Motoranschlussflansch
27- Keçe	27- Seal	27- Wellendichtring
28- Kama	28- Key	28- Passfeder
29- Dişli Z1	29- Gear Z1	29- Rad Z1
30- Segman	30- Circlip	30- Sicherungsring
31- Motorsuz Kapak	31- Gear Case Cover	31- Antriebsdeckel
32- Rulman	32- Bearing	32- Lager
33- Giriş Mili	33- Input Shaft	33- Antriebswelle
34- Rulman	34- Bearing	34- Lager
35- Segman	35- Circlip	35- Sicherungsring
36- Keçe Kapağı	36- Seal Cover	36- Dichtringflansch
37- Keçe	37- Seal	37- Wellendichtring
38- Cıvata	38- Bolt	38- Sechskantschraube
39- Kama	39- Key	39- Passfeder
40- Taşıma Kancası	40- Lifting Eye Bolt	40- Ringschraube
41- Havalandırma Cıvatası	41- Vent Plug	41- Entlüftungsschraube
42- Yağ Seviye Tespit Cıvatası	42- Oil Level Plug	42- Ölstandschraube
43- Yağ Boşaltma Cıvatası	43- Drain Plug	43- Verschluss-Schraube



TİP / TYPE / TYP

İRO } 41-A



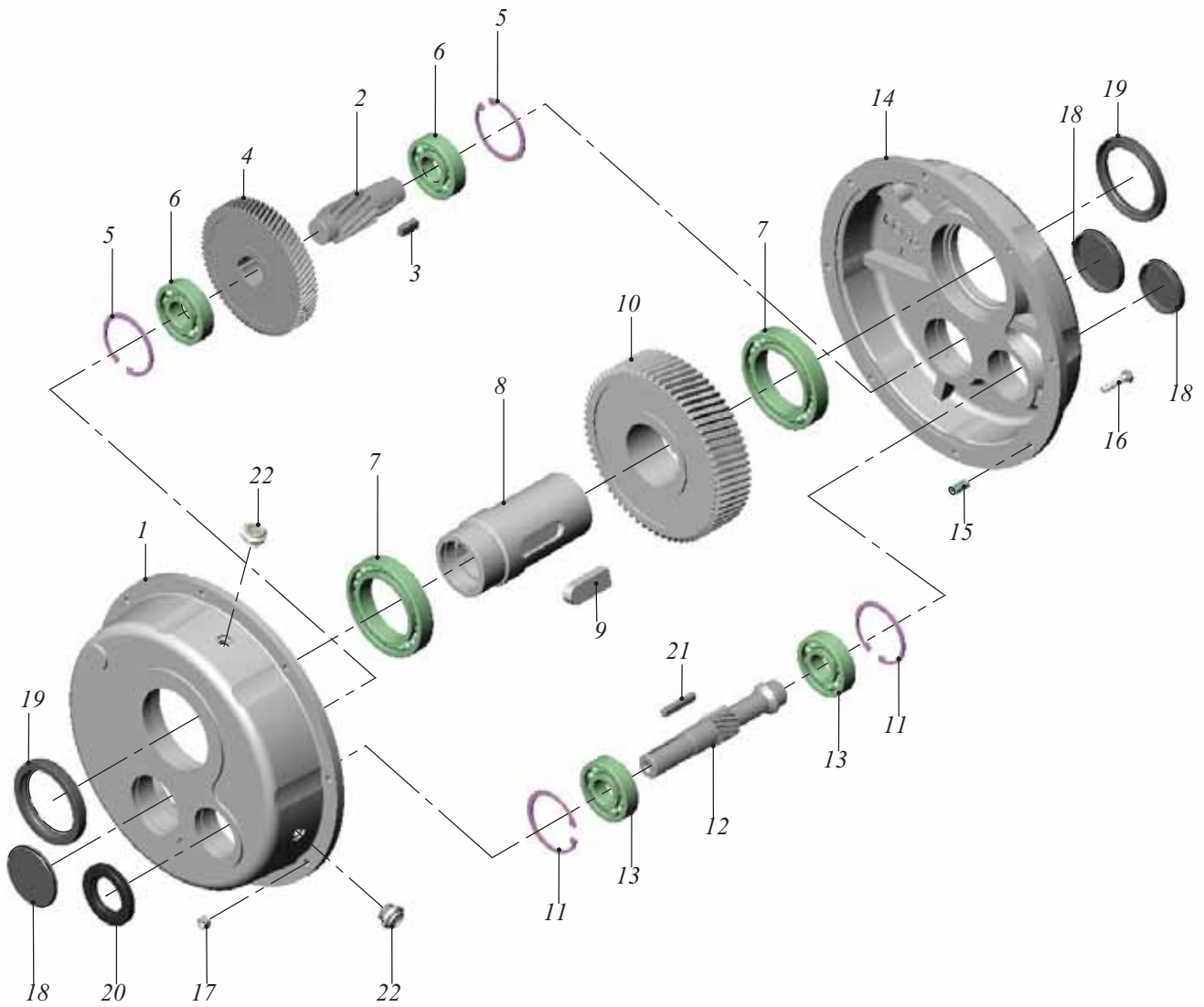
**Yedek Parça Listesi****General Parts List****Einzelteilliste****TİP / TYPE / TYP****İRO } 41 A**

1- Gövde	1- Gear Case	<i>1- Getriebegehäuse</i>
2- Segman	2- Circlip	<i>2- Sicherungsring</i>
3- Rulman	3- Bearing	<i>3- Lager</i>
4- Milli Dişli Z1 (Giriş Mili)	4- Gear Z1 (Input Shaft)	<i>4- Ritzelwelle Z1 (Antr. Welle)</i>
5- Bilezik	5- Spacer	<i>5- Stützscheibe</i>
6- Rulman	6- Bearing	<i>6- Lager</i>
7- Segman	7- Circlip	<i>7- Sicherungsring</i>
8- Tapa	8- Locking Cap	<i>8- Verschlusskappe</i>
9- Keçe	9- Seal	<i>9- Wellendichtring</i>
10- Kama	10- Key	<i>10- Passfeder</i>
11- Kovan	11- Hollow Shaft	<i>11- Hohlwelle</i>
12- Kama	12- Key	<i>12- Passfeder</i>
13- Dişli Z2	13- Gear Z2	<i>13- Rad Z2</i>
14- Rulman	14- Bearing	<i>14- Lager</i>
15- Keçe	15- Seal	<i>15- Wellendichtring</i>
16- Pim	16- Pin	<i>16- Stift</i>
17- Cıvata	17- Bolt	<i>17- Sechskantschraube</i>
18- Somun	18- Nut	<i>18- Mutter</i>
19- Havalandırma Cıvatası	19- Vent Plug	<i>19 Entlüftungsschraube</i>
20- Yağ Seviye Tespit Cıvatası	20- Oil Level Plug	<i>20- Ölstandschraube</i>
21- Yağ Boşaltma Cıvatası	21- Drain Plug	<i>21- Verschluss-Schraube</i>



TİP / TYPE / TYP

İRO } 52-62-72



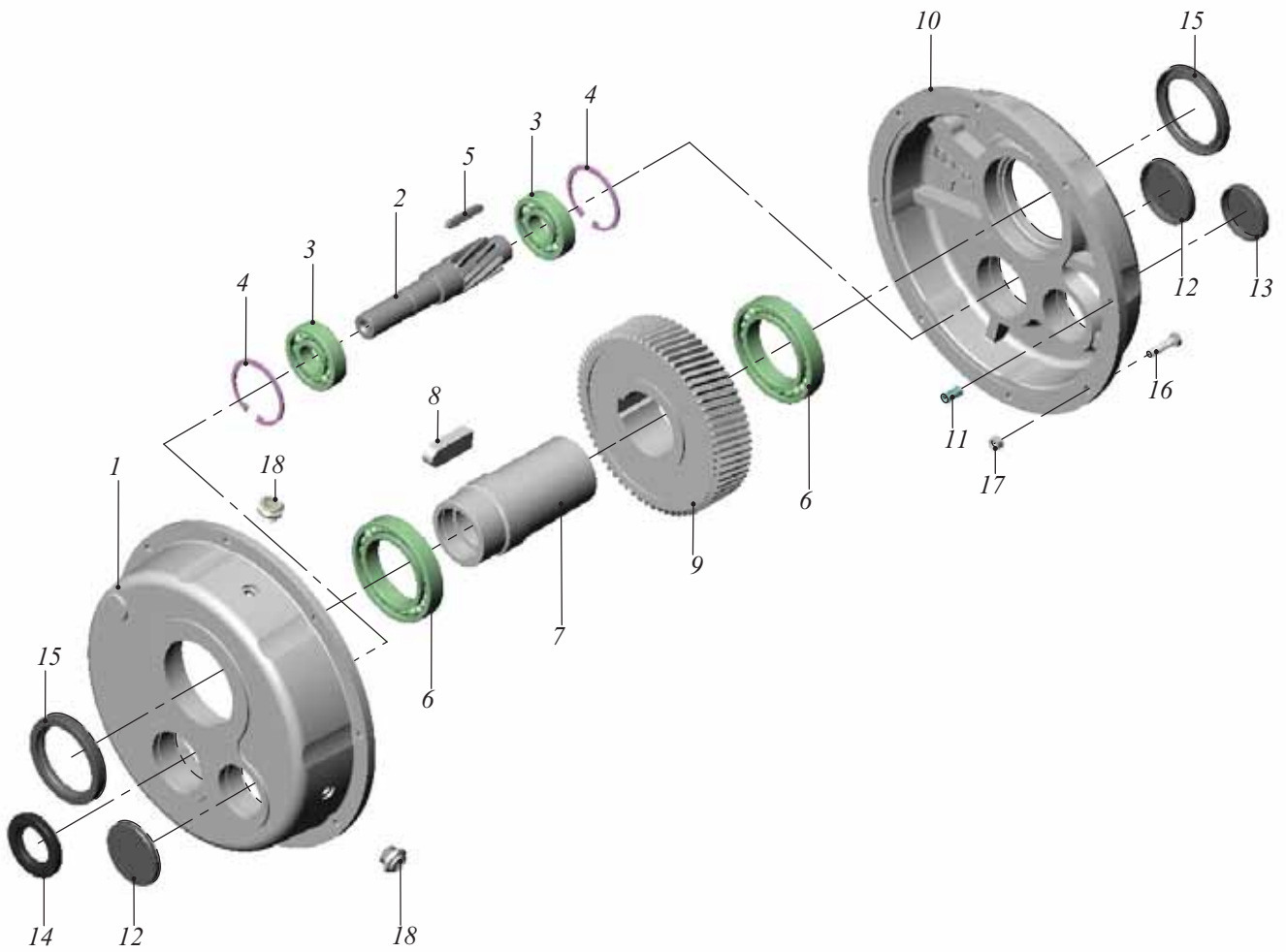
**Yedek Parça Listesi****General Parts List****Einzelteilliste****TİP / TYPE / TYP****İRO } 52-62-72**

1- Alt Gövde	1- Gear Case (Lower Part)	<i>1- Getriebegehäuse (Unterteil)</i>
2- Milli Dişli Z3	2- Gear Z3	<i>2- Ritzelwelle Z3</i>
3- Kama	3- Key	<i>3- Passfeder</i>
4- Dişli Z2	4- Gear Z2	<i>4- Rad Z2</i>
5- Segman	5- Circlip	<i>5- Sicherungsring</i>
6- Rulman	6- Bearing	<i>6- Lager</i>
7- Rulman	7- Bearing	<i>7- Lager</i>
8- Kovan	8- Hollow Shaft	<i>8- Hohlwelle</i>
9- Kama	9- Key	<i>9- Passfeder</i>
10- Dişli Z4	10- Gear Z4	<i>10- Rad Z4</i>
11- Segman	11- Circlip	<i>11- Sicherungsring</i>
12- Milli Dişli Z1 (Giriş Mili)	12- Gear Z1 (Input Shaft)	<i>12- Ritzelwelle Z1 (Antr. Welle)</i>
13- Rulman	13- Bearing	<i>13- Lager</i>
14- Üst Gövde	14- Gear Case (Upper Part)	<i>14- Getriebegehäuse (Überteil)</i>
16- Civata	16- Bolt	<i>15- Sechskantschraube</i>
15- Pim	15- Pin	<i>16- Stift</i>
17- Somun	17- Nut	<i>17- Mutter</i>
18- Tapa	18- Locking Cap	<i>18- Verschlusskappe</i>
19- Keçe	19- Seal	<i>19- Wellendichtring</i>
20- Keçe	20- Seal	<i>20- Wellendichtring</i>
21- Kama	21- Key	<i>21- Passfeder</i>
22- Yağ Seviye Tespit Civatası	22- Oil Level Plug	<i>22- Ölstandschrabe</i>



TİP / TYPE / TYP

İRO } 51- 61- 71



**Yedek Parça Listesi****General Parts List****Einzelteilliste****TİP / TYPE / TYP****İRO } 51-61-71**

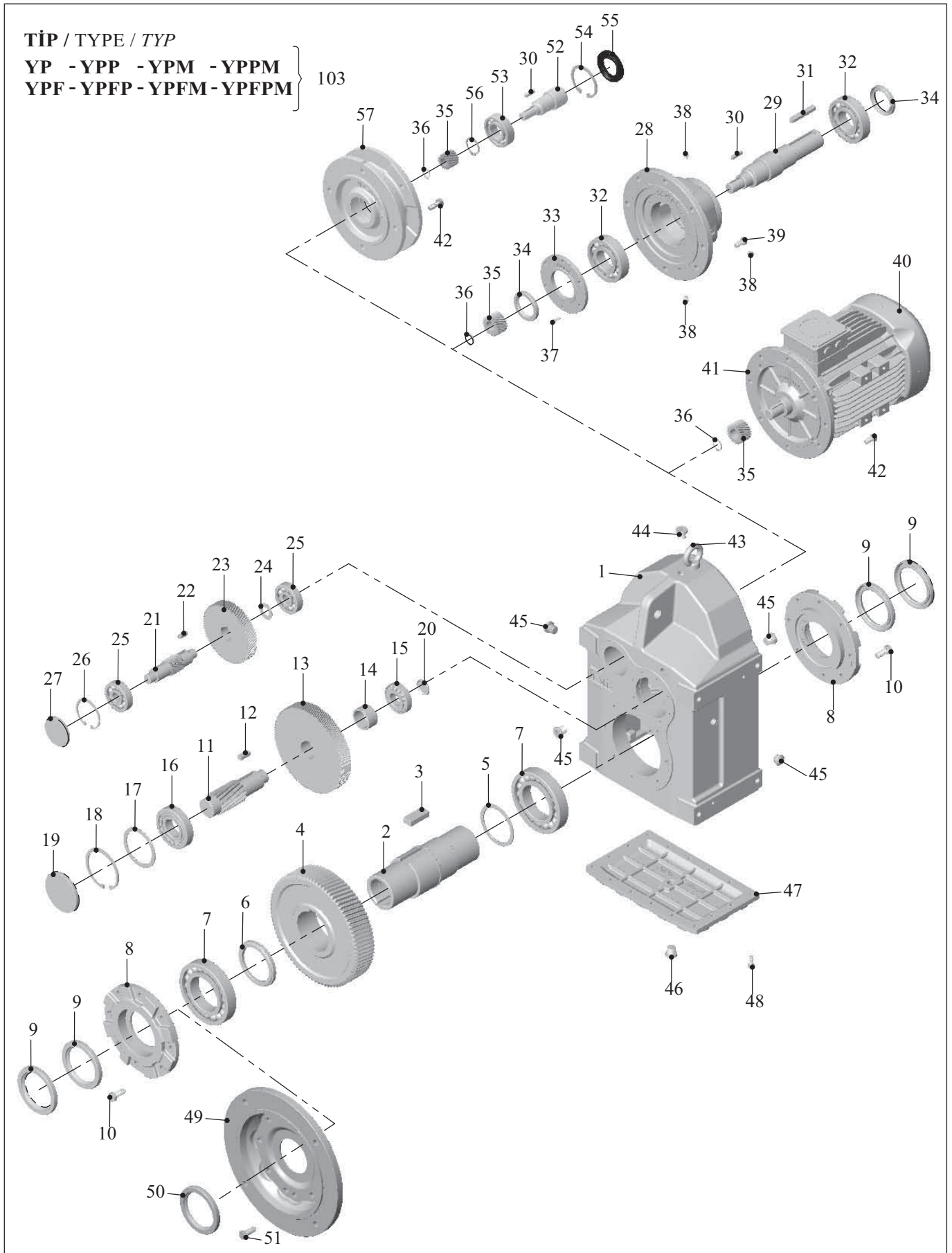
1- Alt Gövde	1- Gear Case (Lower Part)	<i>1- Getriebegehäuse (Unterteil)</i>
2- Milli Dişli Z1 (Giriş Mili)	2- Gear Z1 (Input Shaft)	<i>2- Ritzelwelle Z1 (Antr. Welle)</i>
3- Rulman	3- Bearing	<i>3- Lager</i>
4- Segman	4- Circlip	<i>4- Sicherungsring</i>
5- Kama	5- Key	<i>5- Passfeder</i>
6- Rulman	6- Bearing	<i>6- Lager</i>
7- Kovan	7- Hollow Shaft	<i>7- Hohlwelle</i>
8- Kama	8- Key	<i>8- Passfeder</i>
9- Dişli Z2	9- Gear Z2	<i>9- Rad Z2</i>
10- Üst Gövde	10- Gear Case (Upper Part)	<i>10- Getriebegehäuse (Überteil)</i>
11- Pim	11- Pin	<i>11- Stift</i>
12- Tapa	12-Locking Cap	<i>12- Verschlusskappe</i>
13- Tapa	13-Locking Cap	<i>13- Verschlusskappe</i>
14- Keçe	14- Seal	<i>14- Wellendichtring</i>
15- Keçe	15- Seal	<i>15- Wellendichtring</i>
16- Cıvata	16- Bolt	<i>16- Sechskantschraube</i>
17- Somun	17- Nut	<i>17- Mutter</i>
18- Yağ Seviye Tespit Cıvatası	18- Oil Level Plug	<i>18- Ölstandschrabe</i>



Yedek Parça Listesi

General Parts List

Einzelteilliste





Yedek Parça Listesi

General Parts List

Einzelteilliste

TİP / TYPE / TYP

YP / YPF / YPP / YPEP / YPM / YPFM / YPPM / YPFPM } 103

1- Gövde	1- Gear Case	1- Getriebegehäuse
2- Kovan	2- Hollow Shalt	2- Hohlwelle
3- Kama	3- Key	3- Passfeder
4- Dişli Z6	4- Gear Z6	4- Rad Z6
5- Pul	5- Washer	5- Unterlegscheibe
6- Burç	6- Spacer	6- Stützscheibe
7- Rulman	7- Bearing	7- Lager
8- Keçe Kapağı	8- Seal Cover	8- Dichtringflansch
9- Keçe	9- Seal	9- Wellendichtring
10- Cıvata	10- Bolt	10- Sechskantschraube
11- Milli Dişli Z5	11- Gear Z5	11- Ritzelwelle Z5
12- Kama	12- Key	12- Passfeder
13- Burç	13- Spacer	13- Stützscheibe
14- Dişli Z4	14- Gear Z4	14- Rad Z4
15- Rulman	15- Bearing	15- Lager
16- Rulman	16- Bearing	16- Lager
17- Pul	17- Washer	17- Unterlegscheibe
18- Segman	18- Circlip	18- Sicherungsring
19- Tapa	19- Locking Cap	19- Verschlusskappe
20- Tapa	20- Locking Cap	20- Verschlusskappe
21- Milli Dişli Z3	21- Gear Z3	21- Ritzelwelle Z3
22- Kama	22- Key	22- Passfeder
23- Dişli Z2	23- Gear Z2	23- Rad Z2
24- Pul	24- Washer	24- Unterlegscheibe
25- Rulman	25- Bearing	25- Lager
26- Segman	26- Circlip	26- Sicherungsring
27- Tapa	27- Locking Cap	27- Verschlusskappe
28- Motorsuz Kapak	28- Gear Case Cover	28- Antriebsdeckel
29- Giriş Mili	29- Input Shaft	29- Antriebswelle
30- Kama	30- Key	30- Passfeder
31- Kama	31- Key	31- Passfeder
32- Rulman	32- Bearing	32- Lager
33- Keçe Kapağı	33- Seal Cover	33- Dichtringflansch
34- Keçe	34- Seal	34- Wellendichtring
35- Dişli Z1	35- Gear Z1	35- Ritzel Z1
36- Segman	36- Circlip	36- Sicherungsring
37- Cıvata	37- Bolt	37- Sechskantschraube
38- Yağ Boşaltma Cıvatası	38- Drain Plug	38- Verschluss-Schraube
39- Cıvata	39- Bolt	39- Sechskantschraube
40- Motor	40- Electric Motor	40- Elektromotor
41- Motor Bağlantı Kapağı	41- Motor Mounting Adapter	41- Motoranschlussflansch
42- Cıvata	42- Bolt	42- Sechskantschraube
43- Taşıma Kancası	43- Lifting Eye Bolt	43- Ringschraube
44- Havalandırma Cıvatası	44- Vent Plug	44- Entlüftungsschraube
45- Yağ Seviye Tespit Cıvatası	45- Oil Level Plug	45- Ölstandschraube
46- Yağ Boşaltma Cıvatası	46- Drain Plug	46- Verschluss-Schraube
47- Alt Kapak	47- Lower Cover	47- Unterdeckel
48- Cıvata	48- Bolt	48- Sechskantschraube
49- Flanşlı Kapak	49- Flange	49- Flansch
50- Keçe	50- Seal	50- Wellendichtring
51- Cıvata	51- Bolt	51- Sechskantschraube
52- Ara Bağlantı Mili	52- Connection Shaft	52- Verbindungswelle
53- Rulman	53- Bearing	53- Lager
54- Segman	54- Circlip	54- Sicherungsring
55- Keçe	55- Seal	55- Wellendichtring
56- Segman	56- Circlip	56- Sicherungsring
57- Pam Flanş (IEC)	57- IEC Flange	57- IEC Flansch



Yedek Parça Listesi

General Parts List

Einzelteilliste

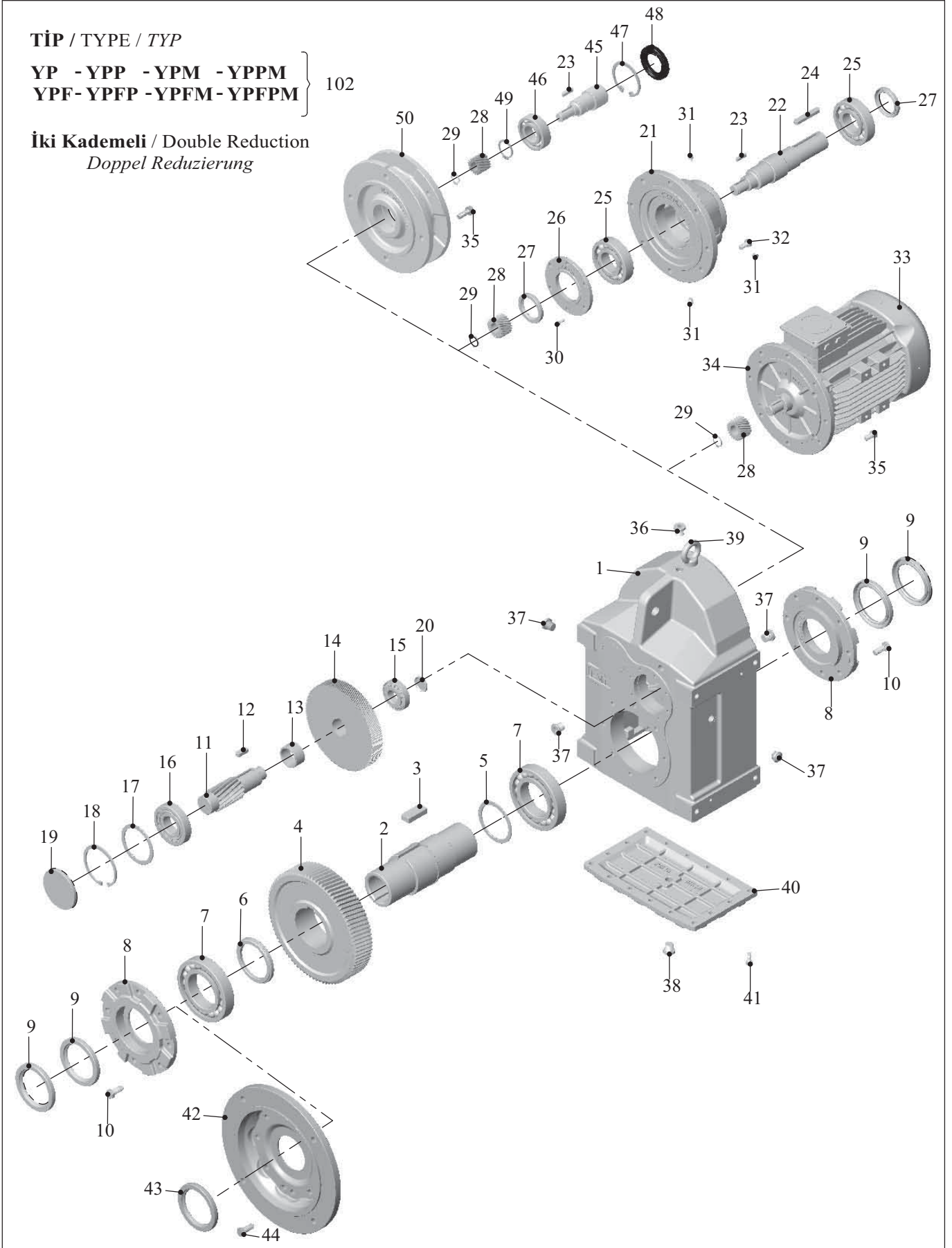
TİP / TYPE / TYP

YP - YPP - YPM - YPPM

YPF - YFPF - YPFM - YFPFM

102

İki Kademeli / Double Reduction
Doppel Reduzierung





Yedek Parça Listesi

General Parts List

Einzelteilliste

TİP / TYPE / TYP

YP / YPF / YPP / YPEP / YPM / YPFM / YPPM / YPFPM } 102

1- Gövde	1- Gear Case	1- Getriebegehäuse
2- Kovan	2- Hollow Shalt	2- Hohlwelle
3- Kama	3- Key	3- Passfeder
4- Dişli Z6	4- Gear Z6	4- Rad Z6
5- Pul	5- Washer	5- Unterlegscheibe
6- Burç	6- Spacer	6- Stützscheibe
7- Rulman	7- Bearing	7- Lager
8- Keçe Kapağı	8- Seal Cover	8- Dichtringflansch
9- Keçe	9- Seal	9- Wellendichtring
10- Cıvata	10- Bolt	10- Sechskantschraube
11- Milli Dişli Z5	11- Gear Z5	11- Ritzelwelle Z5
12- Kama	12- Key	12- Passfeder
14- Burç	14- Spacer	14- Stützscheibe
13- Dişli Z4	13- Gear Z4	13- Rad Z4
15- Rulman	15- Bearing	15- Lager
16- Rulman	16- Bearing	16- Lager
17- Pul	17- Washer	17- Unterlegscheibe
18- Segman	18- Circlip	18- Sicherungsring
19- Tapa	19- Locking Cap	19- Verschlusskappe
20- Tapa	20- Locking Cap	20- Verschlusskappe
21- Motorsuz Kapak	28- Gear Case Cover	28- Antriebsdeckel
22- Giriş Mili	22- Input Shaft	22- Antriebswelle
23- Kama	23- Key	23- Passfeder
24- Kama	24- Key	24- Passfeder
25- Rulman	25- Bearing	25- Lager
26- Keçe Kapağı	26- Seal Cover	26- Dichtringflansch
27- Keçe	27- Seal	27- Wellendichtring
28- Dişli Z1	28- Gear Z1	28- Ritzel Z1
29- Segman	29- Circlip	29- Sicherungsring
30- Cıvata	30- Bolt	30- Sechskantschraube
31- Yağ Boşaltma Cıvatası	31- Drain Plug	31- Verschluss-Schraube
32- Cıvata	32- Bolt	32- Sechskantschraube
33- Motor	33- Electric Motor	33- Elektromotor
34- Motor Bağlantı Kapağı	34- Motor Mounting Adapter	34- Motoranschlussflansch
35- Cıvata	35- Bolt	35- Sechskantschraube
36- Havalandırma Cıvatası	36- Vent Plug	36- Entlüftungsschraube
37- Yağ Seviye Tespit Cıvatası	37- Oil Level Plug	37- Ölstandschraube
38- Yağ Boşaltma Cıvatası	38- Drain Plug	38- Verschluss-Schraube
39- Taşıma Kancası	39- Lifting Eye Bolt	39- Ringschraube
40- Alt Kapak	40- Lower Cover	40- Unterdeckel
41- Cıvata	41 Bolt	41- Sechskantschraube
42- Flanşlı Kapak	42- Flange	42- Flansch
43- Keçe	43- Seal	43- Wellendichtring
44- Cıvata	44- Bolt	44- Sechskantschraube
45- Ara Bağlantı Mili	45- Connection Shaft	45- Verbindungswelle
46- Rulman	46- Bearing	46- Lager
47- Segman	47- Circlip	47- Sicherungsring
48- Keçe	48- Seal	48 Wellendichtring
49- Segman	49- Circlip	49- Sicherungsring
50- Pam Flanş (IEC)	50- IEC Flange	50- IEC Flansch





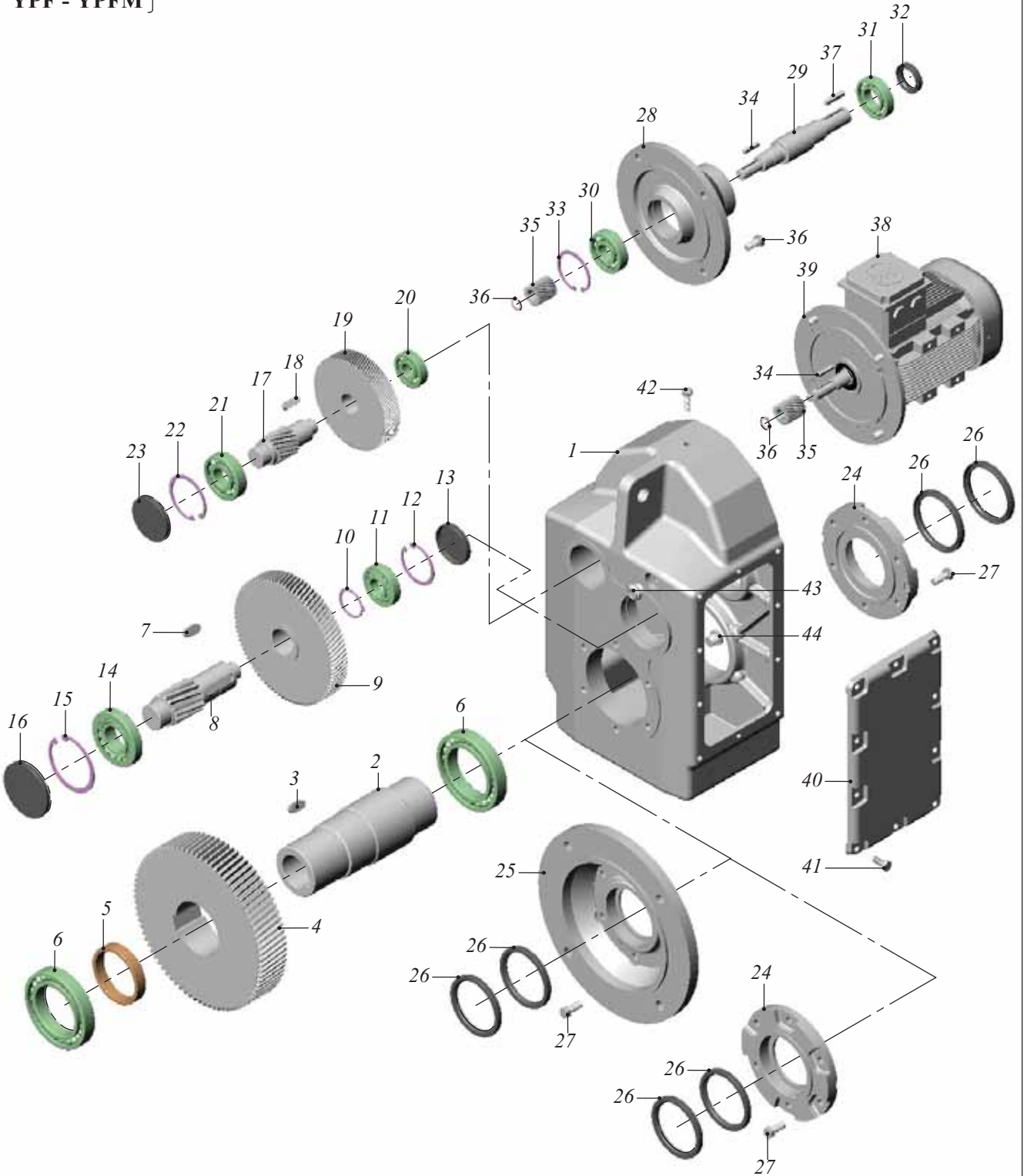
Yedek Parça Listesi

General Parts List

Einzelteilliste

TİP / TYPE / TYP

YP - YPM } 308 - 310 - 313 - 317
YPF - YPFM }




Yedek Parça Listesi
General Parts List
Einzelteilliste
TİP / TYPE / TYP
YP / YPF / YPM / YPFM } 308-310-313-317

1- Gövde	1- Gear Case	1- Getriebegehäuse
2- Kovan	2- Hollow Shaft	2- Hohlwelle
3- Kama	3- Key	3- Passfeder
4- Dişli Z6	4- Gear Z6	4- Rad Z6
5- Burç	5- Spacer	5- Stützscheibe
6- Rulman	6- Bearing	6- Lager
7- Milli Dişli Z5	7- Gear Z5	7- Ritzelwelle
8- Kama	8- Key	8- Passfeder
9- Dişli Z4	9- Gear Z4	9- Rad Z4
10- Segman	10- Circlip	10- Sicherungsring
11- Rulman	11- Bearing	11- Lager
12- Segman	12- Circlip	12- Sicherungsring
13- Tapa	13- Locking Cap	13- Verschlusskappe
14- Rulman	14- Bearing	14- Lager
15- Segman	15- Circlip	15- Sicherungsring
16- Tapa	16- Locking Cap	16- Verschlusskappe
17- Milli Dişli Z3	17- Gear Z3	17- Ritzelwelle Z3
18- Kama	18- Key	18- Passfeder
19- Dişli Z2	19- Gear Z2	19- Rad Z2
20- Rulman	20- Bearing	20- Lager
21- Rulman	21- Bearing	21- Lager
22- Segman	22- Circlip	22- Sicherungsring
23- Tapa	23- Locking Cap	23- Verschlusskappe
24- Keçe Kapağı	24- Seal Cover	24- Dichtringflansch
25- Flanşlı Kapak	25- Flange	25- Flansch
26- Keçe	26- Seal	26- Wellendichtring
27- Civata	27- Bolt	27- Sechskantschraube
28- Motorsuz Kapak	28- Gear Case Cover	28- Antriebsdeckel
29- Giriş Mili	29- Input Shaft	29- Antriebswelle
30- Rulman	30- Bearing	30- Lager
31- Rulman	31- Rulman	31- Lager
32- Keçe	32- Seal	32- Wellendichtring
33- Segman	33- Circlip	33- Sicherungsring
34- Kama	34- Key	34- Passfeder
35- Dişli Z1	35- Gear Z1	35- Ritzel Z1
36- Segman	36- Circlip	36- Sicherungsring
37- Kama	37- Key	37- Passfeder
38- Motor	38- Electric Motor	38- Elektromotor
39- Motor Bağlantı Kapağı	39- Motor Mounting Adapter	39- Motoranschlussflansch
40- Yan Kapak	40- Side Cover	40- Getriebedeckel
41- Civata	41- Bolt	41- Sechskantschraube
42- Havalandırma Civatası	42- Vent Plug	42- Entlüftungsschraube
43- Yağ Seviye Tespit Civatası	43- Oil Level Plug	43- Ölstandschraube
44- Yağ Boşaltma Civatası	44- Drain Plug	44- Verschluss-Schraube



Yedek Parça Listesi

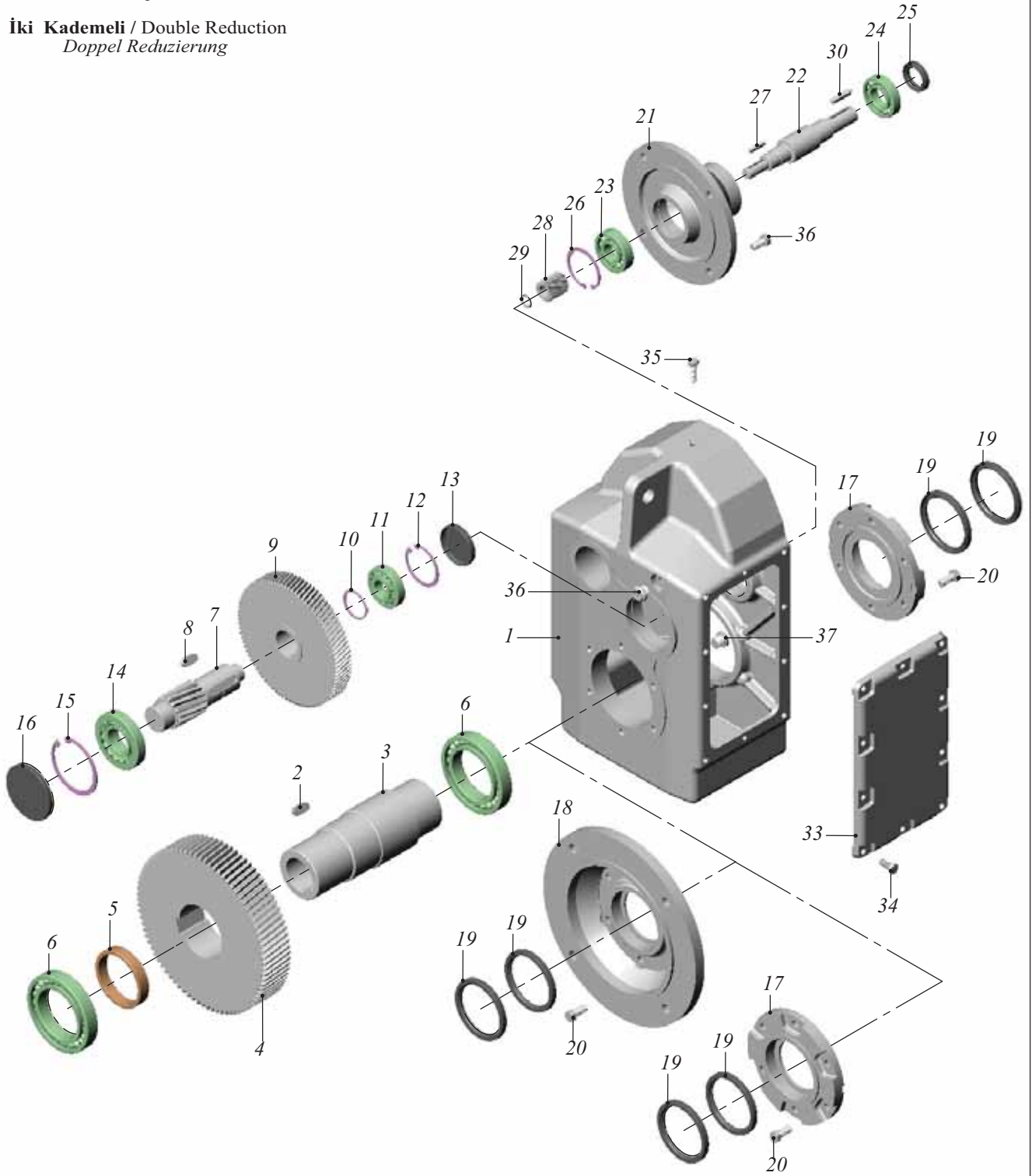
General Parts List

Einzelteilliste

TİP / TYPE / TYP

YP - YPM } 208 - 210 - 213 - 217
YPF - YPFM }

İki Kademeli / Double Reduction
Doppel Reduzierung



**Yedek Parça Listesi****General Parts List****Einzelteilliste****TİP / TYPE / TYP****YP / YPF / YPM / YPFM } 208-210-213-217**

1- Gövde	1- Gear Case	<i>1- Getriebegehäuse</i>
2- Kovan	2- Hollow Shaft	<i>2- Hohlwelle</i>
3- Kama	3- Key	<i>3- Passfeder</i>
4- Dişli Z4	4- Gear Z4	<i>4- Rad Z4</i>
5- Burç	5- Spacer	<i>5- Stützscheibe</i>
6- Rulman	6- Bearing	<i>6- Lager</i>
7- Milli Dişli Z3	7- Gear Z3	<i>7- Ritzelwelle Z3</i>
8- Kama	8- Key	<i>8- Passfeder</i>
9- Dişli Z2	9- Gear Z2	<i>9- Rad Z2</i>
10- Segman	10- Circlip	<i>10- Sicherungsring</i>
11- Rulman	11- Bearing	<i>11- Lager</i>
12- Segman	12- Circlip	<i>12- Sicherungsring</i>
13- Tapa	13- Locking Cap	<i>13- Verschlusskappe</i>
14- Rulman	14- Bearing	<i>14- Lager</i>
15- Segman	15- Circlip	<i>15- Sicherungsring</i>
16- Tapa	16- Locking Cap	<i>16- Verschlusskappe</i>
17- Keçe Kapağı	17- Seal Cover	<i>17- Dichtringflansch</i>
18- Flanşlı Kapak	18- Flange	<i>18- Flansch</i>
19- Keçe	19- Seal	<i>19- Wellendichtring</i>
20- Cıvata	20- Bolt	<i>20- Sechskantschraube</i>
21- Motorsuz Kapak	21- Gear Case Cover	<i>21- Antriebsdeckel</i>
22- Giriş Mili	22- Input Shaft	<i>22- Antriebswelle</i>
23- Rulman	23- Bearing	<i>23- Lager</i>
24- Rulman	24- Bearing	<i>24- Lager</i>
25- Keçe	25- Seal	<i>25- Wellendichtring</i>
26- Segman	26- Circlip	<i>26- Sicherungsring</i>
27- Kama	27- Key	<i>27- Passfeder</i>
28- Dişli Z1	28- Gear Z1	<i>28- Ritzel Z1</i>
29- Segman	29- Circlip	<i>29- Sicherungsring</i>
30- Kama	30- Key	<i>30- Passfeder</i>
31- Motor	31- Electric Motor	<i>31- Elektromotor</i>
32- Motor Bağlantı Kapağı	32- Motor Mounting Adapter	<i>32- Motoranschlussflansch</i>
33- Yan Kapak	33- Side Cover	<i>33- Getriebedeckel</i>
34- Cıvata	34- Bolt	<i>34- Sechskantschraube</i>
35- Havalandırma Cıvatası	35- Vent Plug	<i>35- Entlüftungsschraube</i>
36- Yağ Seviye Tespit Cıvatası	36- Oil Level Plug	<i>36- Ölstandschraube</i>
37- Yağ Boşaltma Cıvatası	37- Drain Plug	<i>37- Verschluss-Schraube</i>



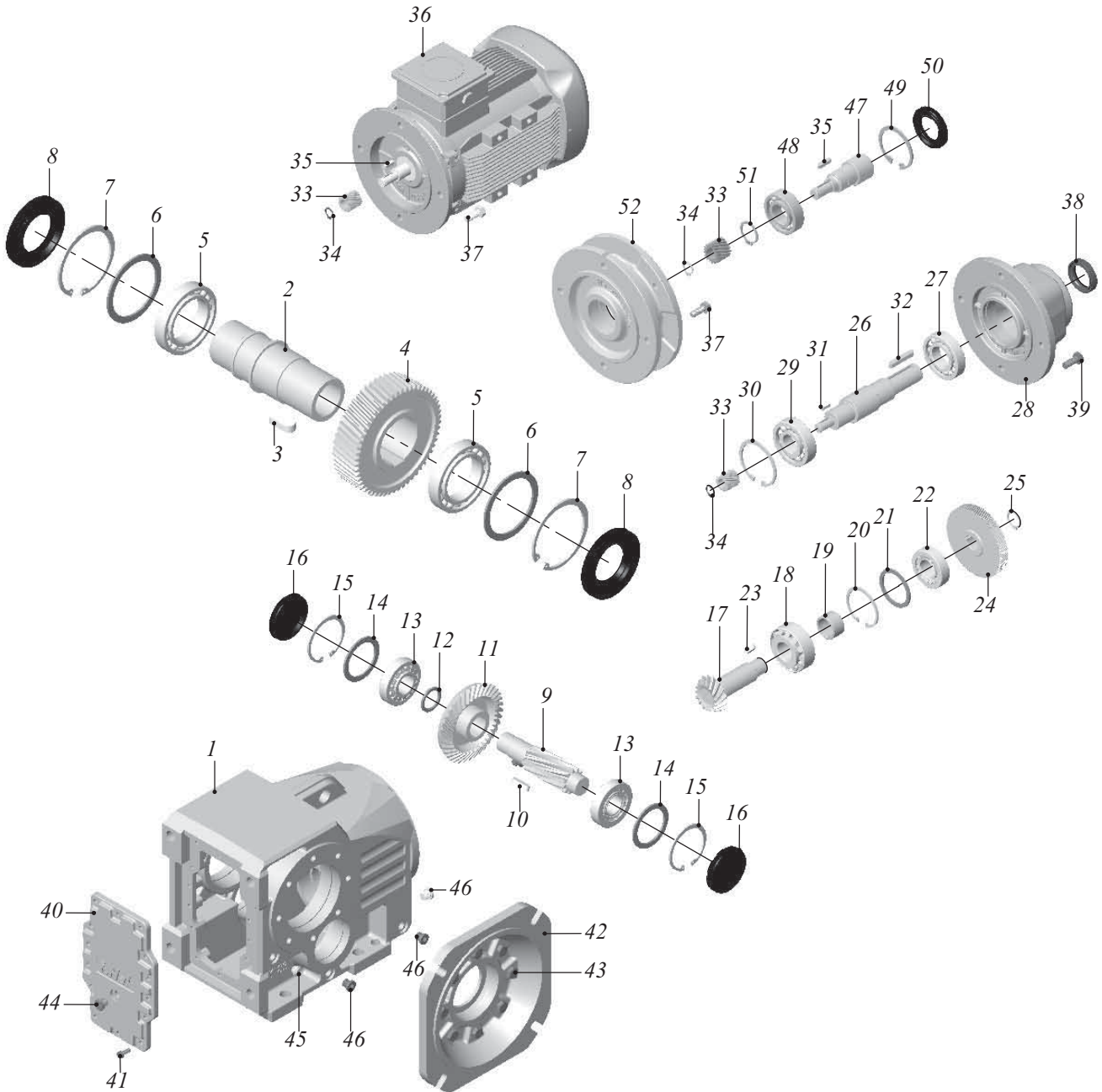
Yedek Parça Listesi

General Parts List

Einzelteilliste

TİP / TYPE / TYP

İRK - İRKP - İRKM - İRKPM } 73-83-93-103-123-143
İRKF - İRKFP - İRKFM - İRKFPM }



**Yedek Parça Listesi****General Parts List****Einzelteilliste****TİP / TYPE / TYP****İRK / İRK F / İRK P / İRK F P / İRK M / İRK F M / İRK P M / İRK F P M } 73-83-93-103-123-143**

1- Gövde	1- Gear Case	1- Getriebegehäuse
2- Kovan	2- Hollow Shaft	2- Hohlwelle
3- Kama	3- Key	3- Passfeder
4- Dişli Z6	4- Gear Z6	4- Rad Z6
5- Rulman	5- Bearing	5- Lager
6- Pul	6- Washer	6- Unterlegscheibe
7- Segman	7- Circlip	7- Sicherungsring
8- Keçe	8- Seal	8- Wellendichtring
9- Milli Dişli Z5	9- Gear Z5	9- Ritzelwelle Z5
10- Kama	10- Key	10- Passfeder
11- Ayna Dişlisi Z4	11- Gear Wheel Z4	11- Rad Z4
12- Pul	12- Washer	12- Unterlegscheibe
13- Rulman	13- Bearing	13- Lager
14- Pul	14- Washer	14- Unterlegscheibe
15- Segman	15- Circlip	15- Sicherungsring
16- Tapa	16- Locking Cap	16- Verschlusskappe
17- Pinyon Z3	17- Pinion Shaft Z3	17- Ritzelwelle Z3
18- Rulman	18- Bearing	18- Lager
19- Burç	19- Spacer	19- Stützscheibe
20- Segman	20- Circlip	20- Sicherungsring
21- Pul	21- Washer	21- Unterlegscheibe
22- Rulman	22- Bearing	22- Lager
23- Kama	23- Key	23- Passfeder
24- Dişli Z2	24- Gear Z2	24- Rad Z2
25- Segman	25- Circlip	25- Sicherungsring
26- Giriş Mili	26- Input Shaft	26- Antriebswelle
27- Rulman	27- Bearing	27- Lager
28- Motorsuz Kapak	28- Gear Case Cover	28- Antriebsdeckel
29- Rulman	29- Bearing	29- Lager
30- Segman	30- Circlip	30- Sicherungsring
31- Kama	31- Key	31- Passfeder
32- Kama	32- Key	32- Passfeder
33- Dişli Z1	33- Gear Z1	33- Ritzel Z1
34- Segman	34- Circlip	34- Sicherungsring
35- Kama	35- Key	35- Passfeder
36- Motor	36- Electric Motor	36- Elektromotor
37- Cıvata	37- Bolt	37- Sechskantschraube
38- Keçe	38- Keçe	38- Wellendichtring
39- Cıvata	39- Bolt	39- Sechskantschraube
40- Ön Kapak	40- Front Cover	40- Getriebedeckel
41- Cıvata	41- Bolt	41- Sechskantschraube
42- Flanş	42- Flange	42- Flansch
43- Cıvata	43- Bolt	43- Sechskantschraube
44- Havalandırma Cıvatası	44- Vent Plug	44- Entlüftungsschraube
45- Yağ Seviye Tespit Cıvatası	45- Oil Level Plug	45- Ölstandschraube
46- Yağ Boşaltma Cıvatası	46- Drain Plug	46- Verschluss-Schraube
45- Ara Bağlantı Mili	45- Connection Shaft	45- Verbindungswelle
46- Rulman	46- Bearing	46- Lager
47- Segman	47- Circlip	47- Sicherungsring
48- Keçe	48- Seal	48- Wellendichtring
49- Segman	49- Circlip	49- Sicherungsring
52- Pam Flanş (IEC)	52- IEC Flange	52- IEC Flansch

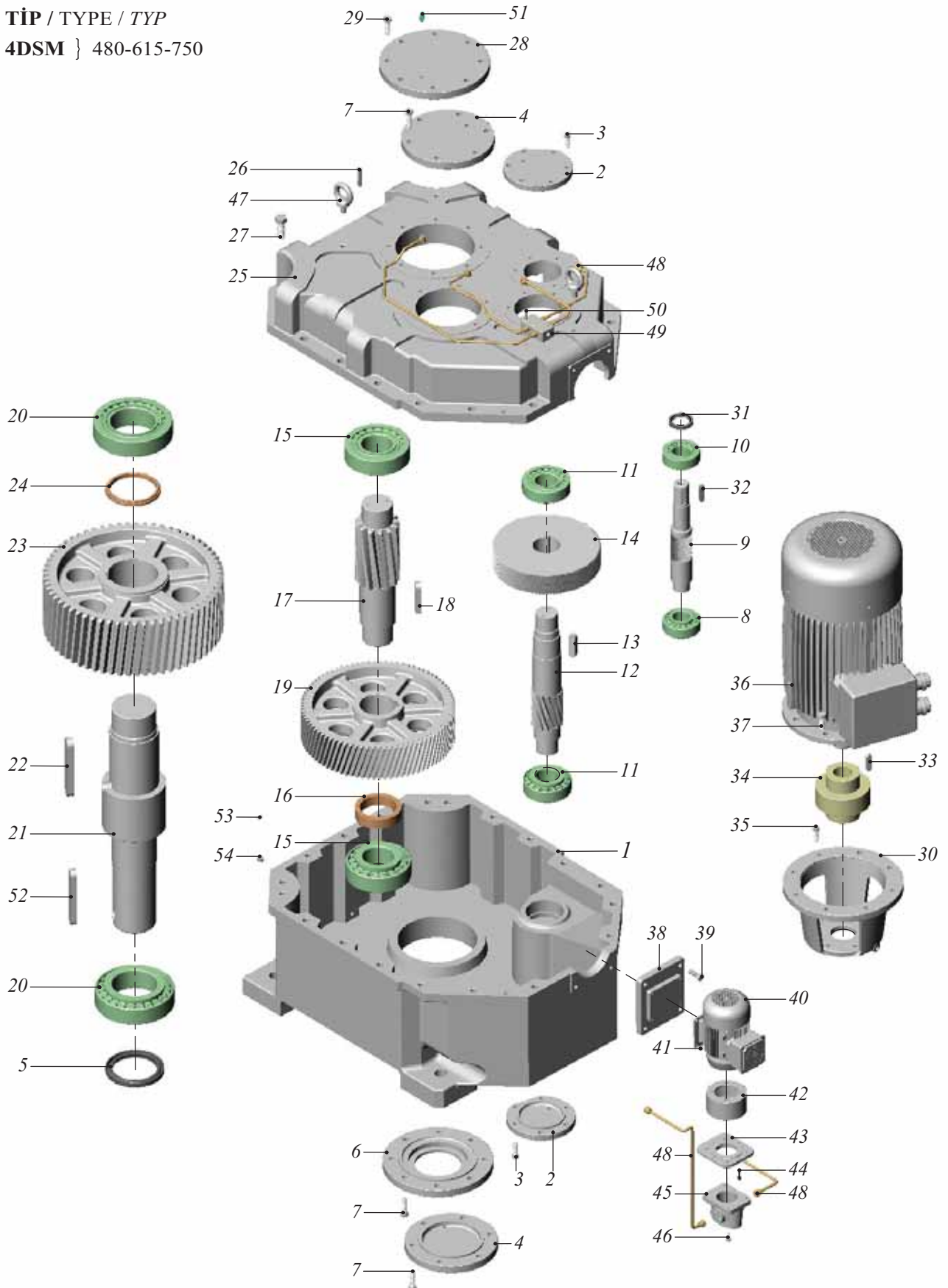


Yedek Parça Listesi

General Parts List

Einzelteilliste

TİP / TYPE / TYP
4DSM } 480-615-750



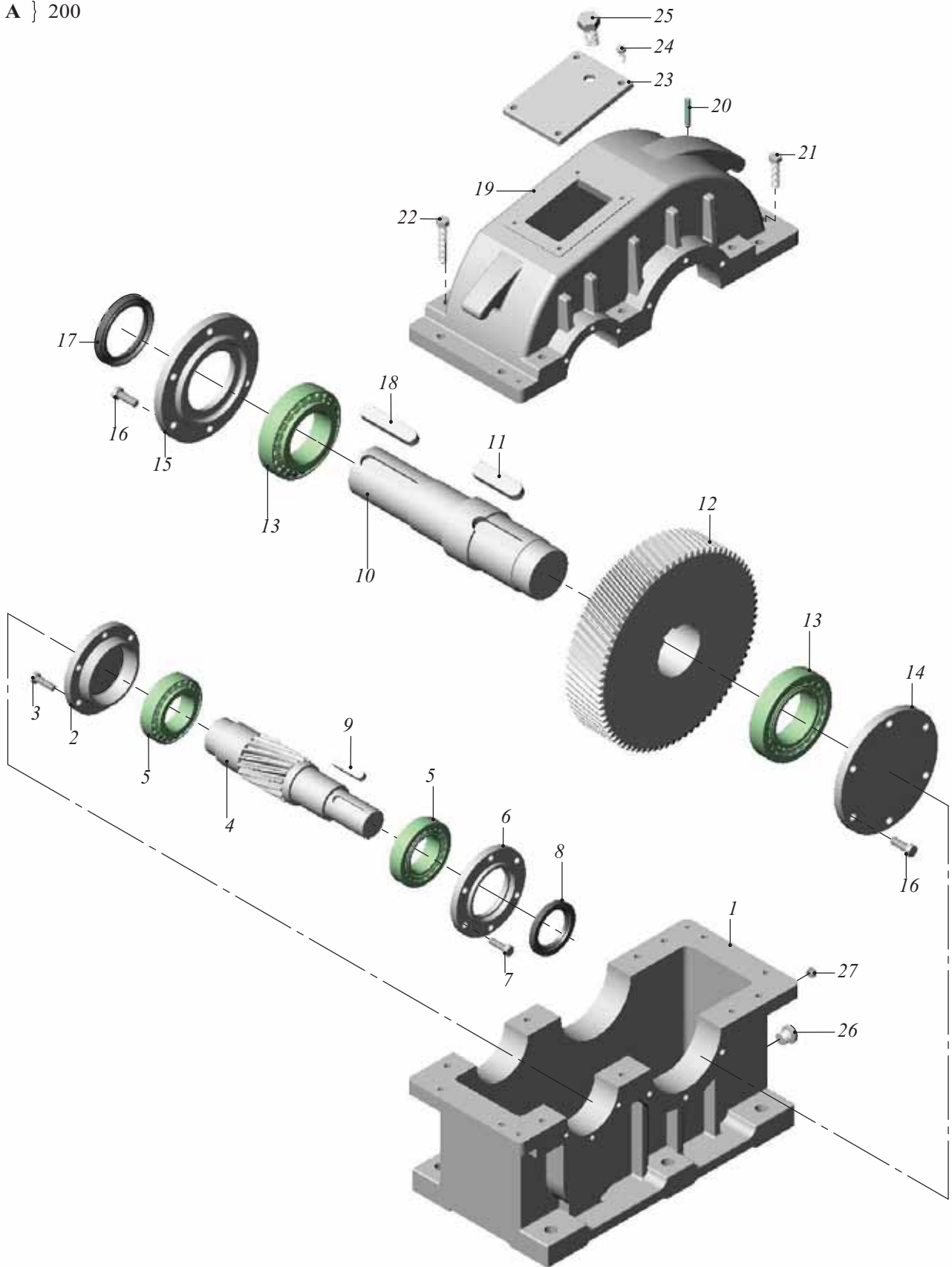

Yedek Parça Listesi
General Parts List
Einzelteilliste
TİP / TYPE / TYP
4DSM } 480-615-750

1- Alt Gövde	1- Gear Case (Lower Part)	1- Getriebegehäuse (Unterteil)
2- Rulman Baskı Kapağı	2- Bearing Cover	2- Lagerdeckel
3- Cıvata	3- Bolt	3- Sechskantschraube
4- Rulman Baskı Kapağı	4- Bearing Cover	4- Lagerdeckel
5- Keçe	5- Seal	5- Wellendichtring
6- Keçe Kapağı	6- Seal Cover	6- Dichtringflansch
7- Cıvata	7- Bolt	7- Sechskantschraube
8- Rulman	8- Bearing	8- Lager
9- Milli Dişli Z1	9- Gear Z1	9- Ritzelwelle Z1
10- Rulman	10- Bearing	10- Lager
11- Rulman	11- Bearing	11- Lager
12- Milli Dişli Z3	12- Gear Z3	12- Ritzelwelle Z3
13- Kama	13- Key	13- Passfeder
14- Dişli Z2	14- Gear Z2	14- Rad Z2
15- Rulman	15- Bearing	15- Lager
16- Burç	16- Spacer	16- Stützscheibe
17- Milli Dişli Z5	17- Gear Z5	17- Ritzelwelle Z5
18- Kama	18- Key	18- Passfeder
19- Dişli Z4	19- Gear Z4	19- Rad Z4
20- Rulman	20- Bearing	20- Lager
21- Çıkış Mili	21- Output Shaft	21- Abtriebswelle
22- Kama	22- Key	22- Passfeder
23- Dişli Z6	23- Gear Z6	23- Rad Z6
24- Burç	24- Spacer	24- Stützscheibe
25- Üst Kapak	25- Upper Cover	25- Getriebedeckel
26- Pim	26- Pin	26- Stift
27- Cıvata	27- Bolt	27- Sechskantschraube
28- Rulman Baskı Kapağı	28- Bearing Cover	28- Lagerdeckel
29- Cıvata	29- Bolt	29- Sechskantschraube
30- Motor Bağlantı Boğazı	30- Motor Mounting Adapter	30- Verlängerts Motoranschlussflansch
31- Keçe	31- Seal	31- Wellendichtring
32- Kama	32- Key	32- Passfeder
33- Kama	33- Key	33- Passfeder
34- Kaplin	34- Coupler	34- Kuppler
35- Cıvata	35- Bolt	35- Sechskantschraube
36- Motor	36- Electric Motor	36- Elektromotor
37- Cıvata	37- Bolt	37- Sechskantschraube
38- Yan Kapak	38- Side Cover	38- Getriebedeckel
39- Cıvata	39- Bolt	39- Sechskantschraube
40- Yağ Pompalama Motoru	40- Oil Pumping Motor	40- Ölpumpenmotor
41- Cıvata	41- Bolt	41- Sechskantschraube
42- Ara Bağlantı Flanşı	42- Adapter Flange	42- Anschlussflansch
43- Flanş	43- Flange	43- Flansch
44- Cıvata	44- Bolt	44- Sechskantschraube
45- Yağ Pompası	45- Oil Pump	45- Ölpumpen
46- Cıvata	46- Bolt	46- Sechskantschraube
47- Taşıma Kancası	47- Lifting Eye Bolt	47- Ringschraube
48- Yağ Borusu	48- Oil Level Tube	48- Ölrohr
49- Yağ Dağıtıcısı	49- Oil Separator	49- Ölabscheider
50- Yağ Dağıtıcı Cıvatası	50- Oil Separator Bolt	50- Ölabscheider-Schraube
51- Yağ Pompalama Cıvatası	51- Oil Pump Bolt	51- Ölpumpen-Schraube
52- Kama	52- Key	52- Passfeder
53- Yağ Seviye Tespit Cıvatası	53- Oil Level Plug	53- Ölstandschrabe
54- Yağ Boşaltma Cıvatası	54- Drain Plug	54- Verschluss-Schraube



TİP / TYPE / TYP

A } 200



**Yedek Parça Listesi****General Parts List****Einzelteilliste****TİP / TYPE / TYP****A } 200**

1- Alt Gövde	1- Gear Case (Lower Part)	<i>1- Getriebegehäuse (Unterteil)</i>
2- Rulman Baskı Kapağı	2- Bearing Cover	<i>2- Lagerdeckel</i>
3- Cıvata	3- Bolt	<i>3- Sechskantschraube</i>
4- Milli Dişli Z1 (Giriş Milli)	4- Gear Z1 (Input Shaft)	<i>4- Ritzelwelle Z1 (Antr. Welle)</i>
5- Rulman	5- Bearing	<i>5- Lager</i>
6- Keçe Kapağı	6- Seal Cover	<i>6- Dichtringflansch</i>
7- Cıvata	7- Bolt	<i>7- Sechskantschraube</i>
8- Keçe	8- Seal	<i>8- Wellendichtring</i>
9- Kama	9- Key	<i>9- Passfeder</i>
10- Çıkış Mili	10- Output Shaft	<i>10- Abtriebswelle</i>
11- Kama	11- Key	<i>11- Passfeder</i>
12- Dişli Z2	12- Gear Z2	<i>12- Rad Z2</i>
13- Rulman	13- Bearing	<i>13- Lager</i>
14- Rulman Baskı Kapağı	14- Bearing Cover	<i>14- Lagerdeckel</i>
15- Keçe Kapağı	15- Seal Cover	<i>15- Dichtringflansch</i>
16- Cıvata	16- Bolt	<i>16- Sechskantschraube</i>
17- Keçe	17- Seal	<i>17- Wellendichtring</i>
18- Kama	18- Key	<i>18- Passfeder</i>
19- Üst Gövde	19- Gear Case (Upper Part)	<i>19- Getriebegehäuse (Überteil)</i>
20- Pim	20- Pin	<i>20- Stift</i>
21- Cıvata	21- Bolt	<i>21- Sechskantschraube</i>
22- Cıvata	22- Bolt	<i>22- Sechskantschraube</i>
23- Üst Kapak	23- Upper Cover	<i>23- Getriebedeckel</i>
24- Cıvata	24- Bolt	<i>24- Sechskantschraube</i>
25- Havalandırma Cıvatası	25- Vent Plug	<i>25- Entlüftungsschraube</i>
26- Yağ Boşaltma Cıvatası	26- Drain Plug	<i>26- Verschluss-Schraube</i>
27- Yağ Seviye Tespit Cıvatası	27- Oil Level Plug	<i>27- Ölstandschraube</i>

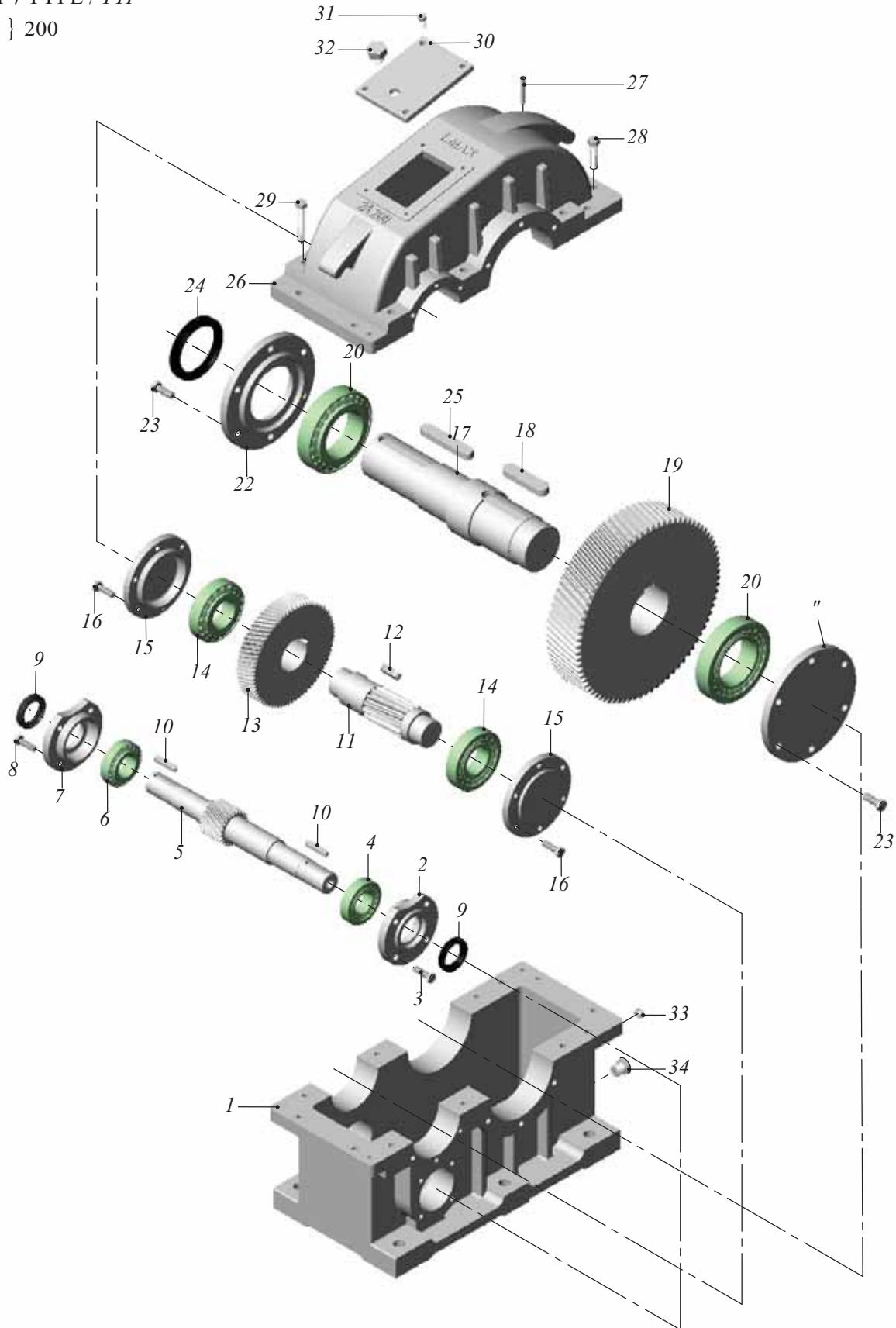


Yedek Parça Listesi

General Parts List

Einzelteilliste

TİP / TYPE / TYP
2A } 200



**Yedek Parça Listesi****General Parts List****Einzelteilliste****TİP / TYPE / TYP****2A } 200**

1- Alt Gövde	1- Gear Case (Lower Part)	<i>1- Getriebegehäuse (Unterteil)</i>
2- Keçe Kapağı	2- Seal Cover	<i>2- Dichtringflansch</i>
3- Cıvata	3- Bolt	<i>3- Sechskantschraube</i>
4- Rulman	4- Bearing	<i>4- Lager</i>
5- Milli Dişli Z1 (Giriş Milli)	5- Gear Z1 (Input Shaft)	<i>5- Ritzelwelle Z1 (Antr. Welle)</i>
6- Rulman	6- Bearing	<i>6- Lager</i>
7- Keçe Kapağı	7- Seal Cover	<i>7- Dichtringflansch</i>
8- Cıvata	8- Bolt	<i>8- Sechskantschraube</i>
9- Keçe	9- Seal	<i>9- Wellendichtring</i>
10- Kama	10- Key	<i>10- Passfeder</i>
11- Milli Dişli Z3	11- Gear Z3	<i>11- Ritzelwelle Z3</i>
12- Kama	12- Key	<i>12- Passfeder</i>
13- Dişli Z2	13- Gear Z2	<i>13- Rad Z2</i>
14- Rulman	14- Bearing	<i>14- Lager</i>
15- Rulman Baskı Kapağı	15- Bearing Cover	<i>15- Lagerdeckel</i>
16- Cıvata	16- Bolt	<i>16- Sechskantschraube</i>
17- Çıkış Mili	17- Output Shaft	<i>17- Abtriebswelle</i>
18- Kama	18- Key	<i>18- Passfeder</i>
19- Dişli Z4	19- Gear Z4	<i>19- Rad Z4</i>
20- Rulman	20- Bearing	<i>20- Lager</i>
21- Rulman Baskı Kapağı	21- Bearing Cover	<i>21- Lagerdeckel</i>
22- Keçe Kapağı	22- Seal Cover	<i>22- Dichtringflansch</i>
23- Cıvata	23- Bolt	<i>23- Sechskantschraube</i>
24- Keçe	24- Seal	<i>24- Wellendichtring</i>
25- Kama	25- Key	<i>25- Passfeder</i>
26- Üst Gövde	26- Gear Case (Upper Part)	<i>26- Getriebegehäuse (Überteil)</i>
27- Pim	27- Pin	<i>27- Stift</i>
28- Cıvata	28- Bolt	<i>28- Sechskantschraube</i>
29- Cıvata	29- Bolt	<i>29- Sechskantschraube</i>
30- Üst Kapak	30- Upper Cover	<i>30- Getriebedeckel</i>
31- Cıvata	31- Bolt	<i>31- Sechskantschraube</i>
32- Havalandırma Cıvatası	32- Vent Plug	<i>32- Entlüftungsschraube</i>
33- Yağ Seviye Tespit Cıvatası	33- Oil Level Plug	<i>33- Ölstandschraube</i>
34- Yağ Boşaltma Cıvatası	34- Drain Plug	<i>34- Verschluss-Schraube</i>



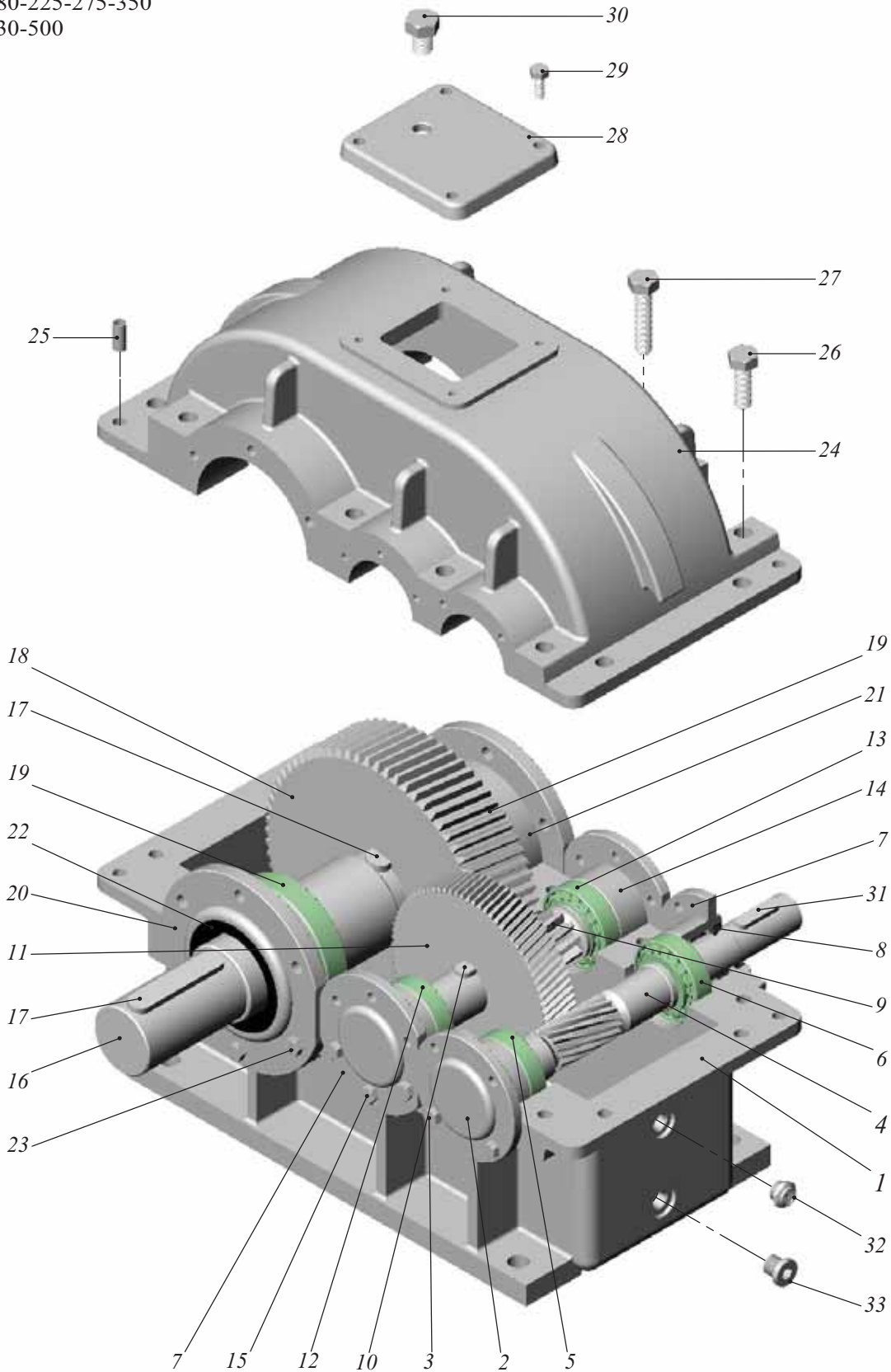
Yedek Parça Listesi

General Parts List

Einzelteilliste

TİP / TYPE / TYP

2A } 180-225-275-350
 430-500

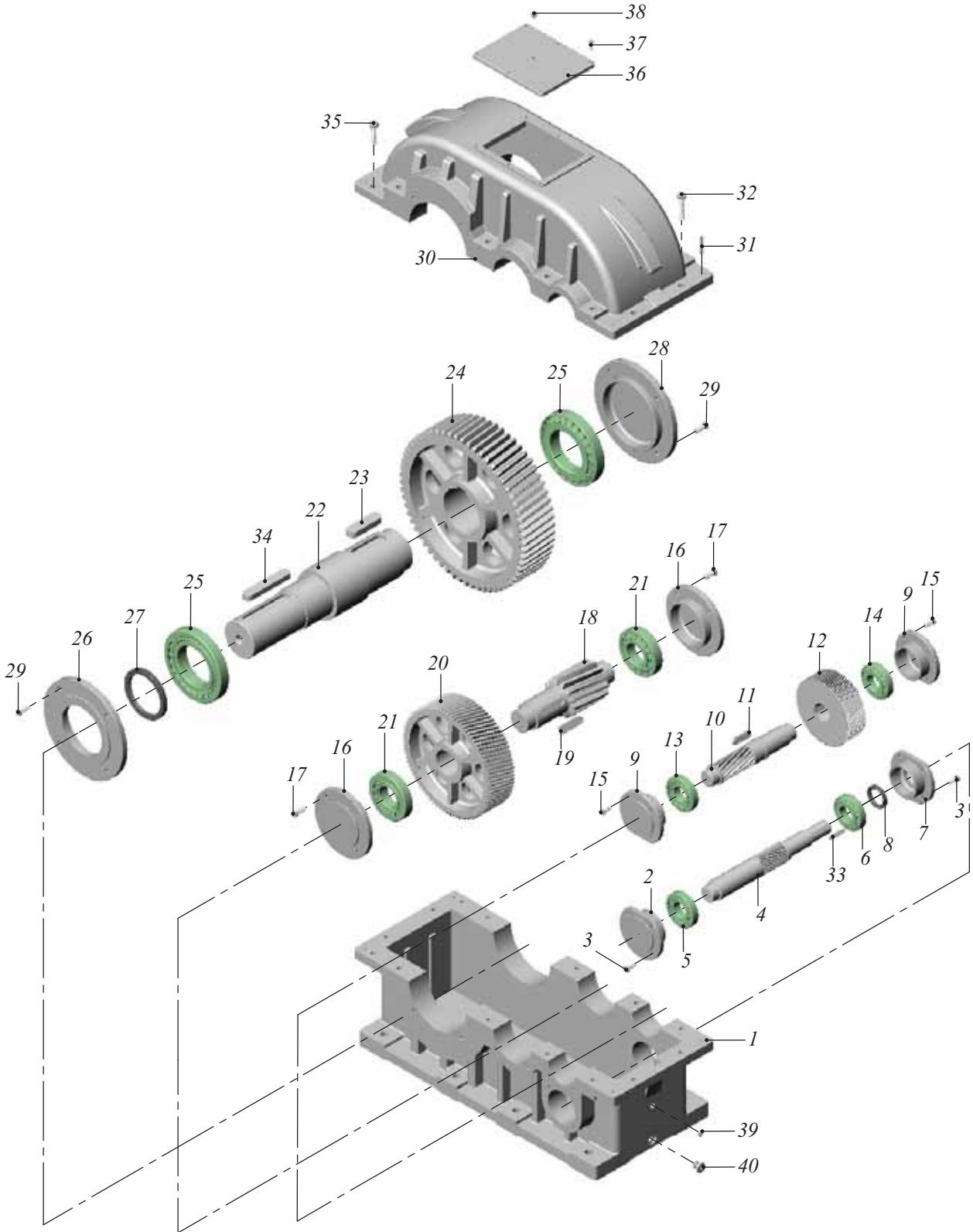


**Yedek Parça Listesi****General Parts List****Einzelteilliste****TİP / TYPE / TYP****2A } 180-225-275-350-430-500**

1- Alt Gövde	1- Gear Case (Lower Part)	<i>1- Getriebegehäuse (Unterteil)</i>
2- Rulman Baskı Kapağı	2- Bearing Cover	<i>2- Lagerdeckel</i>
3- Cıvata	3- Bolt	<i>3- Sechskantschraube</i>
4- Milli Dişli Z1 (Giriş Mili)	4- Gear Z1 (Input Shaft)	<i>4- Ritzelwelle Z1 (Antr. Welle)</i>
5- Rulman	5- Bearing	<i>5- Lager</i>
6- Rulman	6- Bearing	<i>6- Lager</i>
7- Keçe Kapağı	7- Seal Cover	<i>7- Dichtringflansch</i>
8- Keçe	8- Seal	<i>8- Wellendichtring</i>
9- Milli Dişli Z3	9- Gear Z3	<i>9- Ritzelwelle Z3</i>
10- Kama	10- Key	<i>10- Passfeder</i>
11- Dişli Z2	11- Gear Z2	<i>11- Rad Z2</i>
12- Rulman	12- Bearing	<i>12- Lager</i>
13- Rulman	13- Bearing	<i>13- Lager</i>
14- Rulman Baskı Kapağı	14- Bearing Cover	<i>14- Lagerdeckel</i>
15- Cıvata	15- Bolt	<i>15- Sechskantschraube</i>
16- Çıkış Milli	16- Output Shaft	<i>16- Abtriebswelle</i>
17- Kama	17- Key	<i>17- Passfeder</i>
18- Dişli Z4	18- Gear Z4	<i>18- Rad Z4</i>
19- Rulman	19- Bearing	<i>19- Lager</i>
20- Keçe Kapağı	20- Seal Cover	<i>20- Dichtringflansch</i>
21- Rulman Baskı Kapağı	21- Bearing Cover	<i>21- Lagerdeckel</i>
22- Keçe	22- Seal	<i>22- Wellendichtring</i>
23- Cıvata	23- Bolt	<i>23- Sechskantschraube</i>
24- Üst Gövde	24- Gear Case (Upper Part)	<i>24- Getriebegehäuse (Überteil)</i>
25- Pim	25- Pin	<i>25- Stift</i>
26- Cıvata	26- Bolt	<i>26- Sechskantschraube</i>
27- Cıvata	27- Bolt	<i>27- Sechskantschraube</i>
28- Üst Kapak	28- Upper Cover	<i>28- Getriebedeckel</i>
29- Cıvata	29- Bolt	<i>29- Sechskantschraube</i>
30- Havalandırma Cıvatası	30- Vent Plug	<i>30- Entlüftungsschraube</i>
31- Kama	31- Key	<i>31- Passfeder</i>
32- Yağ Seviye Tespit Cıvatası	32- Oil Level Plug	<i>32- Ölstandschraube</i>
33- Yağ Boşaltma Cıvatası	33- Drain Plug	<i>33- Verschluss-Schraube</i>



TİP / TYPE / TYP
3A } 430-500




Yedek Parça Listesi
General Parts List
Einzelteilliste
TİP / TYPE / TYP
3A } 430-500

1- Alt Gövde	1- Gear Case (Lower Part)	1- Getriebegehäuse (Unterteil)
2- Rulman Baskı Kapağı	2- Bearing Cover	2- Lagerdeckel
3- Cıvata	3- Bolt	3- Sechskantschraube
4- Milli Dişli Z1 (Giriş Mili)	4- Gear Z1 (InputShaft)	4- Ritzelwelle Z1 (Antr. Welle)
5- Rulman	5- Bearing	5- Lager
6- Rulman	6- Bearing	6- Lager
7- Keçe Kapağı	7- Seal Cover	7- Dichtringflansch
8- Keçe	8- Seal	8- Wellendichtring
9- Rulman Baskı Kapağı	9- Bearing Cover	9- Lagerdeckel
10- Milli Dişli Z3	10- Gear Z3	10- Ritzelwelle Z3
11- Kama	11- Key	11- Passfeder
12- Dişli Z2	12- Gear Z2	12- Rad Z2
13- Rulman	13- Bearing	13- Lager
14- Rulman	14- Bearing	14- Lager
15- Cıvata	15- Bolt	15- Sechskantschraube
16- Rulman Baskı Kapağı	16- Bearing Cover	16- Lagerdeckel
17- Cıvata	17- Bolt	17- Sechskantschraube
18- Milli Dişli Z5	18- Gear Z5	18- Ritzelwelle Z5
19- Kama	19- Key	19- Passfeder
20- Dişli Z4	20- Gear Z4	20- Rad Z4
21- Rulman	21- Bearing	21- Lager
22- Çıkış Mili	22- Output Shaft	22- Abtriebswelle
23- Kama	23- Key	23- Passfeder
24- Dişli Z6	24- Gear Z6	24- Rad Z6
25- Rulman	25- Bearing	25- Lager
26- Keçe Kapağı	26- Seal Cover	26- Dichtringflansch
27- Keçe	27- Seal	27- Wellendichtring
28- Rulman Baskı Kapağı	28- Bearing Cover	28- Lagerdeckel
29- Cıvata	29- Bolt	29- Sechskantschraube
30- Üst Gövde	30- Gear Case (Upper Part)	30- Getriebegehäuse (Überteil)
31- Pim	31- Pin	31- Stift
32- Cıvata	32- Bolt	32- Sechskantschraube
33- Kama	33- Key	33- Passfeder
34- Kama	34- Key	34- Passfeder
35- Cıvata	35- Bolt	35- Sechskantschraube
36- Üst Kapak	36- Upper Cover	36- Getriebedeckel
37- Cıvata	37- Bolt	37- Sechskantschraube
38- Havalandırma Cıvatası	38- Vent Plug	38- Entlüftungsschraube
39- Yağ Seviye Tespit Cıvatası	39- Oil Level Plug	39- Ölstandschraube
40- Yağ Boşaltma Cıvatası	40- Drain Plug	40- Verschluss-Schraube

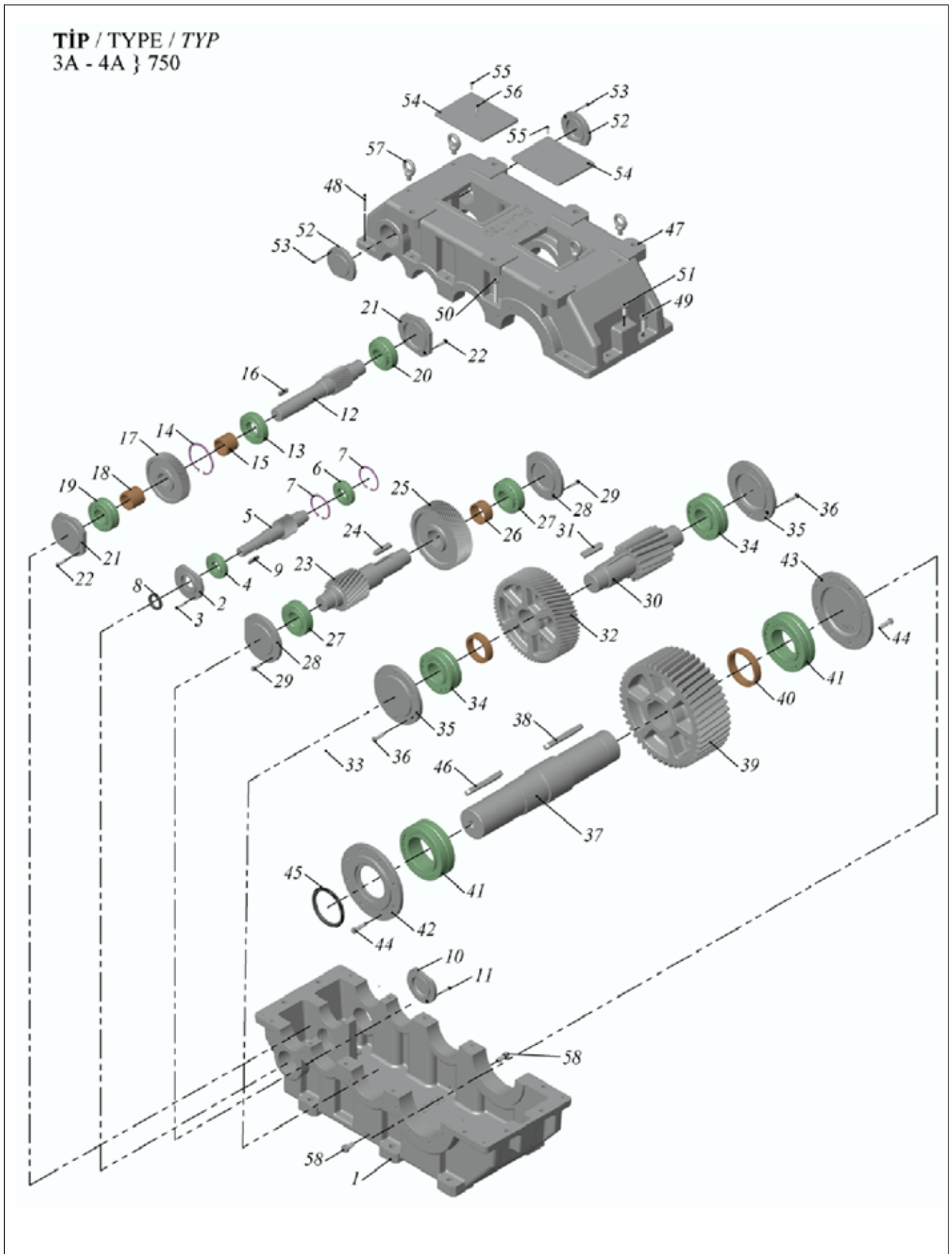


Yedek Parça Listesi

General Parts List

Einzelteilliste

TİP / TYPE / TYP
3A - 4A } 750



**Yedek Parça Listesi****General Parts List****Einzelteilliste****TİP / TYPE / TYP****3A / 4A } 750**

1- Alt Gövde	1- Gear Case (Lower Part)	1- Getriebegehäuse (Unterteil)
2- Keçe Kapağı	2- Seal Cover	2- Dichtringflansch
3- Cıvata	3- Bolt	3- Sechskantschraube
4- Rulman	4- Bearing	4- Lager
5- Milli Dişli Z1 (Giriş Milli)	5- Gear Z1 (Input Shaft)	5- Ritzelwelle Z1 (Antr. Welle)
6- Rulman	6- Bearing	6- Lager
7- Segman	7- Circlip	7- Sicherungsring
8- Keçe	8- Seal	8- Wellendichtring
9- Kama	9- Key	9- Passfeder
10- Rulman Baskı Kapağı	10- Bearing Cover	10- Lagerdeckel
11- Cıvata	11- Bolt	11- Sechskantschraube
12- Milli Dişli Z3	12- Gear Z3	12- Ritzelwelle Z3
13- Rulman	13- Bearing	13- Lager
14- Segman	14- Circlip	14- Sicherungsring
15- Ara Boru	15- Distance Piece	15- Distanzrohr
16- Kama	16- Key	16- Passfeder
17- Dişli Z2	17- Gear Z2	17- Rad Z2
18- Ara Boru	18- Distance Piece	18- Distanzrohr
19- Rulman	19- Bearing	19- Lager
20- Rulman	20- Bearing	20- Lager
21- Rulman Baskı Kapağı	21- Bearing Cover	21- Lagerdeckel
22- Cıvata	22- Bolt	22- Sechskantschraube
23- Milli Dişli Z5	23- Gear Z5	23- Ritzelwelle Z5
24- Kama	24- Key	24- passfeder
25- Dişli Z4	25- Gear Z4	25- Rad Z4
26- Burç	26- Spacer	26- Stützscheibe
27- Rulman	27- Bearing	27- Lager
28- Rulman Baskı Kapağı	28- Bearing Cover	28- Lagerdeckel
29- Cıvata	29- Bolt	29- Sechskantschraube
30- Milli Dişli Z7	30- Gear Z7	30- Ritzelwelle Z7
31- Kama	31- Key	31- Passfeder
32- Dişli Z6	32- Gear Z6	32- Rad Z6
33- Burç	33- Spacer	33- Stützscheibe
34- Rulman	34- Bearing	34- Lager
35- Rulman Baskı Kapağı	35- Bearing Cover	35- Lagerdeckel
36- Cıvata	36- Bolt	36- Sechskantschraube
37- Çıkış Mili	37- Output Shaft	37- Abtriebswelle
38- Kama	38- Key	38- Passfeder
39- Dişli Z8	39- Gear Z8	39- Rad Z8
40- Burç	40- Spacer	40- Stützscheibe
41- Rulman	41- Bearing	41- Lager
42- Keçe Kapağı	42- Seal Cover	42- Dichtringflansch
43- Rulman Baskı Kapağı	43- Bearing Cover	43- Lagerdeckel
44- Cıvata	44- Bolt	44- Sechskantschraube
45- Keçe	45- Seal	45- Wellendichtring
46- Kama	46- Key	46- Passfeder
47- Üst Gövde	47- Gear Case (Upper Part)	47- Getriebegehäuse (Überteil)
48- Pim	48- Pin	48- Stift
49- Cıvata	49- Bolt	49- Sechskantschraube
50- Cıvata	50- Bolt	50- Sechskantschraube
51- Cıvata	51- Bolt	51- Sechskantschraube
52- Rulman Baskı Kapağı	52- Bearing Cover	52- Lagerdeckel
53- Cıvata	53- Bolt	53- Sechskantschraube
54- Üst Kapak	54- Upper Cover	54- Getriebedeckel
55- Cıvata	55- Bolt	55- Sechskantschraube
56- Havalandırma Cıvatası	56- Vent Plug	56- Entlüftungsschraube
57- Taşıma Kancası	57- Lifting Eye Bolt	57- Ringschraube
58- Yağ Boşaltma Cıvatası	58- Drain Plug	58- Verschluss-Schraube



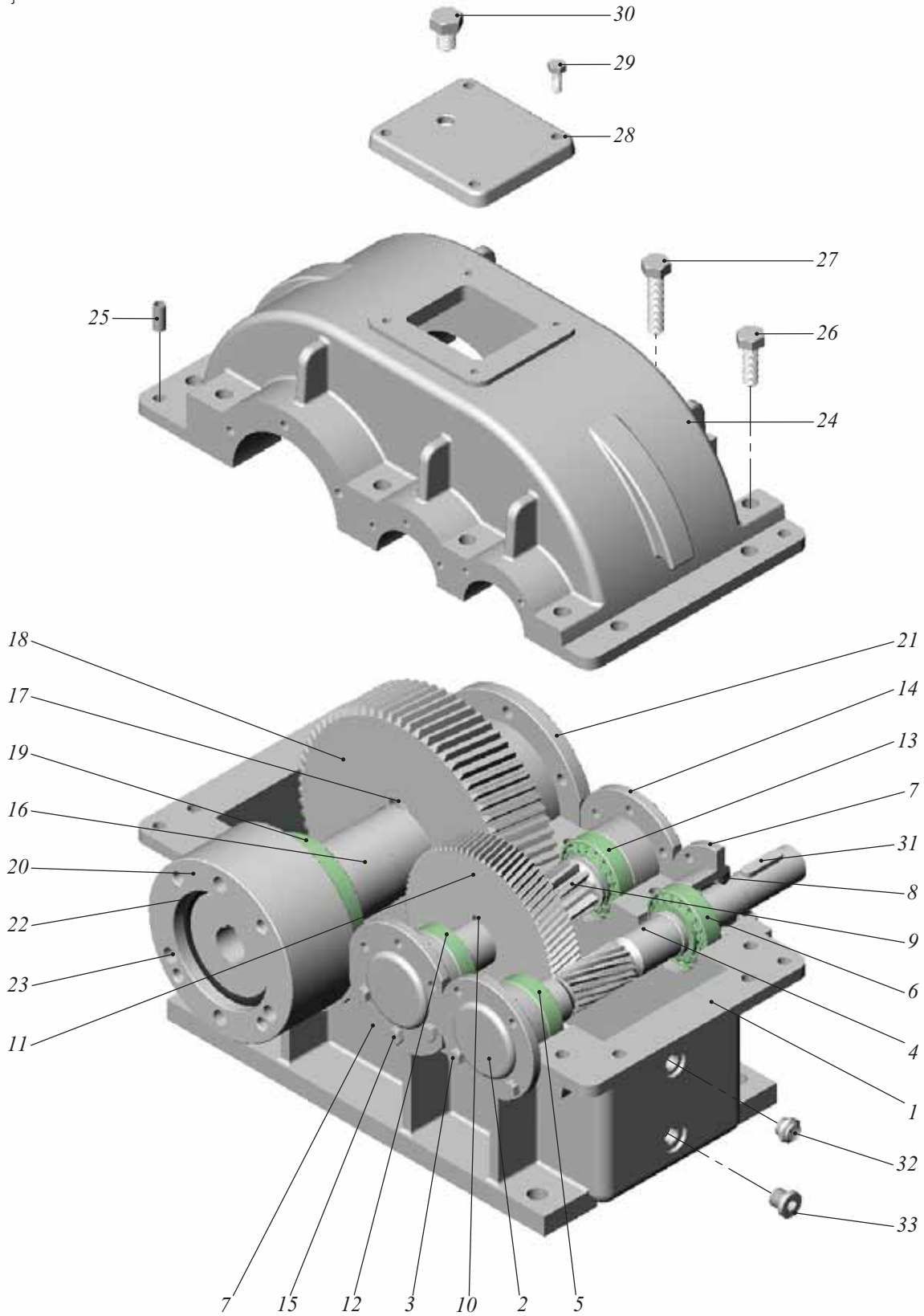
Yedek Parça Listesi

General Parts List

Einzelteilliste

TİP / TYPE / TYP

2AE } 225-275-350-430-500



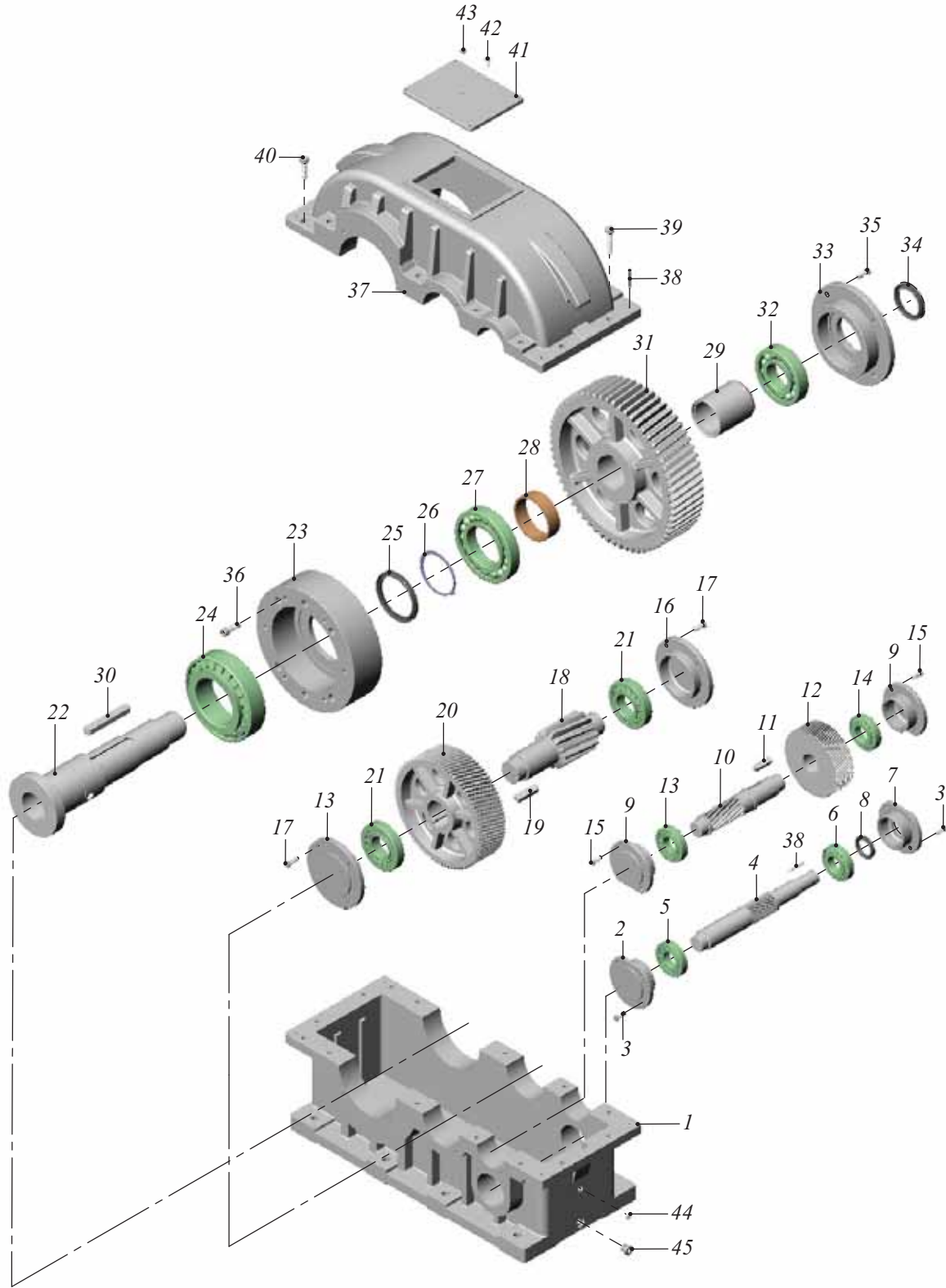
**Yedek Parça Listesi****General Parts List****Einzelteilliste****TİP / TYPE / TYP****2AE } 225-275-350-430-500**

1- Alt Gövde	1- Gear Case (Lower Part)	<i>1- Getriebegehäuse (Unterteil)</i>
2- Rulman Baskı Kapağı	2- Bearing Cover	<i>2- Lagerdeckel</i>
3- Cıvata	3- Bolt	<i>3- Sechskantschraube</i>
4- Milli Dişli Z1 (Giriş Mili)	4- Gear Z1 (Input Shaft)	<i>4- Ritzelwelle Z1 (Antr. Welle)</i>
5- Rulman	5- Bearing	<i>5- Lager</i>
6- Rulman	6- Bearing	<i>6- Lager</i>
7- Keçe Kapağı	7- Seal Cover	<i>7- Dichtringflansch</i>
8- Keçe	8- Seal	<i>8- Wellendichtring</i>
9- Milli Dişli Z3	9- Gear Z3	<i>9- Ritzelwelle Z3</i>
10- Kama	10- Key	<i>10- Passfeder</i>
11- Dişli Z2	11- Gear Z2	<i>11- Rad Z2</i>
12- Rulman	12- Bearing	<i>12- Lager</i>
13- Rulman	13- Bearing	<i>13- Lager</i>
14- Rulman Baskı Kapağı	14- Bearing Cover	<i>14- Lagerdeckel</i>
15- Cıvata	15- Bolt	<i>15- Sechskantschraube</i>
16- Extruder Çıkış Mili	16- Extruder Output Shaft	<i>16- Extruder Abtriebswelle</i>
17- Kama	17- Key	<i>17- Passfeder</i>
18- Dişli Z4	18- Gear Z4	<i>18- Rad Z4</i>
19- Rulman	19- Bearing	<i>19- Lager</i>
20- Extruder Rulman Gövdesi	20- Extruder Bearing Case	<i>20- Extruder Lagergehäuse</i>
21- Keçe Kapağı	21- Seal Cover	<i>21- Dichtringflansch</i>
22- Keçe	22- Seal	<i>22- Wellendichtring</i>
23- Cıvata	23- Bolt	<i>23- Sechskantschraube</i>
24- Üst Gövde	24- Gear Case (Upper Part)	<i>24- Getriebegehäuse (Überteil)</i>
25- Pim	25- Pin	<i>25- Stift</i>
26- Cıvata	26- Bolt	<i>26- Sechskantschraube</i>
27- Cıvata	27- Bolt	<i>27- Sechskantschraube</i>
28- Üst Kapak	28- Upper Cover	<i>28- Getriebedeckel</i>
29- Cıvata	29- Bolt	<i>29- Sechskantschraube</i>
30- Havalandırma Cıvatası	30- Vent Plug	<i>30- Entlüftungsschraube</i>
31- Kama	31- Key	<i>31- Passfeder</i>
32- Yağ Seviye Tespit Cıvatası	32- Oil Level Plug	<i>32- Ölstandschraube</i>
33- Yağ Boşaltma Cıvatası	33- Drain Plug	<i>33- Verschluss-Schraube</i>



TİP / TYPE / TYP

3AE } 430-500





Yedek Parça Listesi

General Parts List

Einzelteilliste

TİP / TYPE / TYP

3AE } 430-500

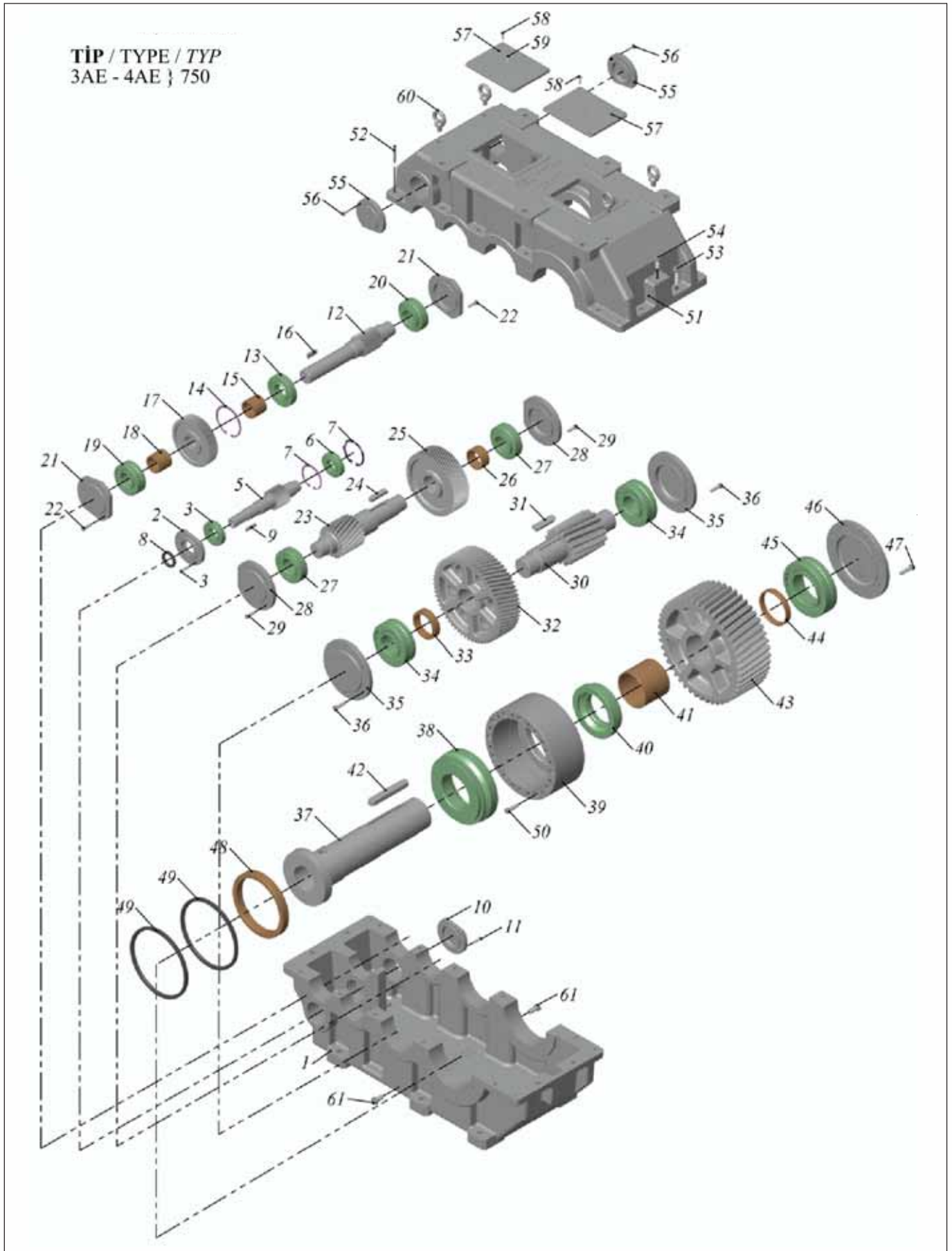
1- Gövde	1- Gear Case	1- Getriebegehäuse
2- Rulman Baskı Kapağı	2- Bearing Cover	2- Lagerdeckel
3- Cıvata	3- Bolt	3- Sechskantschraube
4- Milli Dişli Z1	4- Gear Z1	4- Ritzelwelle Z1
5- Rulman	5- Bearing	5- Lager
6- Rulman	6- Bearing	6- Lager
7- Keçe Kapağı	7- Seal Cover	7- Dichtringflansch
8- Keçe	8- Seal	8- Wellendichtring
9- Rulman Baskı Kapağı	9- Bearing Cover	9- Lagerdeckel
10- Milli Dişli Z3	10- Gear Z3	10- Ritzelwelle Z3
11- Kama	11- Key	11- Passfeder
12- Dişli Z2	12- Gear Z2	12- Rad Z2
13- Rulman	13- Bearing	13- Lager
14- Rulman	14- Bearing	14- Lager
15- Cıvata	15- Bolt	15- Sechskantschraube
16- Rulman Baskı Kapağı	16- Bearing Cover	16- Lagerdeckel
17- Cıvata	17- Bolt	17- Sechskantschraube
18- Milli Dişli Z5	18- Gear Z5	18- Ritzelwelle Z5
19- Kama	19- Key	19- Passfeder
20- Dişli Z4	20- Gear Z4	20- Rad Z4
21- Rulman	21- Bearing	21- Lager
22- Extruder Çıkış Mili	22- Extruder Output Shaft	22- Extruder Abtriebswelle
23- Extruder Rulman Gövdesi	23- Extruder Bearing Case	23- Extruder Lagergehäuse
24- Rulman	24- Bearing	24- Lager
25- Keçe	25- Seal	25- Wellendichtring
26- Segman	26- Circlip	26- Sicherungsring
27- Rulman	27- Bearing	27- Lager
28- Bilezik	28- Spacer	28- Stützscheibe
29- Burç	29- Spacer	29- Stützscheibe
30- Kama	30- Key	30- Passfeder
31- Dişli Z6	31- Gear Z6	31- Rad Z6
32- Rulman	32- Bearing	32- Lager
33- Rulman Baskı Kapağı	33- Bearing Cover	33- Lagerdeckel
34- Keçe	34- Seal	34- Wellendichtring
35- Cıvata	35- Bolt	35- Sechskantschraube
36- Cıvata	36- Bolt	36- Sechskantschraube
37- Üst Gövde	37- Gear Case (Upper Part)	37- Getriebegehäuse (Überteil)
38- Pim	38- Pin	38- Stift
39- Cıvata	39- Bolt	39- Sechskantschraube
40- Cıvata	40- Bolt	40- Sechskantschraube
41- Üst Kapak	41- Upper Cover	41- Getriebedeckel
42- Cıvata	42- Bolt	42- Sechskantschraube
43- Havalandırma Cıvatası	43- Vent Plug	43- Entlüftungsschraube
44- Yağ Seviye Tespit Cıvatası	44- Oil Level Plug	44- Ölstandschraube
45- Yağ Boşaltma Cıvatası	45- Drain Plug	45- Verschluss-Schraube



Yedek Parça Listesi

General Parts List

Einzelteilliste



**Yedek Parça Listesi****General Parts List****Einzelteilliste****TİP / TYPE / TYP****3AE } 750**

1- Alt Gövde	1- Gear Case (Lower Part)	1- Getriebegehäuse (Unterteil)
2- Keçe Kapağı	2- Seal Cover	2- Dichtringflansch
3- Cıvata	3- Bolt	3- Sechskantschraube
4- Rulman	4- Bearing	4- Lager
5- Milli Dişli Z1 (Giriş Milli)	5- Gear Z1 (Input Shaft)	5- Ritzelwelle Z1 (Antr. Welle)
6- Rulman	6- Bearing	6- Lager
7- Segman	7- Circlip	7- Sicherungsring
8- Keçe	8- Seal	8- Wellendichtring
9- Kama	9- Key	9- Passfeder
10- Rulman Baskı Kapağı	10- Bearing Cover	10- LagerDeckel
11- Cıvata	11- Bolt	11- Sechskantschraube
12- Milli Dişli Z3	12- Gear Z3	12- Ritzelwelle Z3
13- Rulman	13- Bearing	13- Lager
14- Segman	14- Circlip	14- Sicherungsring
15- Ara Boru	15- Distance Piece	15- Distanzrohr
16- Kama	16- Key	16- Passfeder
17- Dişli Z2	17- Gear Z2	17- Rad Z2
18- Ara Boru	18- Distance Piece	18- Distanzrohr
19- Rulman	19- Bearing	19- Lager
20- Rulman	20- Bearing	20- Lager
21- Rulman Baskı Kapağı	21- Bearing Cover	21- Lagerdeckel
22- Cıvata	22- Bolt	22- Sechskantschraube
23- Milli Dişli Z5	23- Gear Z5	23- Ritzelwelle Z5
24- Kama	24- Key	24- Passfeder
25- Dişli Z4	25- Gear Z4	25- Rad Z4
26- Burç	26- Spacer	26- Stützscheibe
27- Rulman	27- Bearing	27- Lager
28- Rulman Baskı Kapağı	28- Bearing Cover	28- Lagerdeckel
29- Cıvata	29- Bolt	29- Sechskantschraube
30- Milli Dişli Z7	30- Gear Z7	30- Ritzelwelle Z7
31- Kama	31- Key	31- Passfeder
32- Dişli Z6	32- Gear Z6	32- Rad Z6
33- Burç	33- Spacer	33- Stützscheibe
34- Rulman	34- Bearing	34- Lager
35- Rulman Baskı Kapağı	35- Bearing Cover	35- Lagerdeckel
36- Cıvata	36- Bolt	36- Sechskantschraube
37- Extruder Çıkış Mili	37- Extruder Output Shaft	37- Extruder Abtriebswelle
38- Rulman	38- Bearing	38- Lager
39- Extruder Rulman Gövdesi	39- Extruder Bearing Case	39- Extruder Lagergehäuse
40- Rulman	40- Bearing	40- Lager
41- Burç	41- Spacer	41- Stützscheibe
42- Kama	42- Key	42- Passfeder
43- Dişli Z8	43- Gear Z8	43- Rad Z8
44- Burç	44- Spacer	44- Stützscheibe
45- Rulman	45- Bearing	45- Lager
46- Rulman Baskı Kapağı	46- Bearing Cover	46- Lagerdeckel
47- Cıvata	47- Bolt	47- Sechskantschraube
48- Burç	48- Spacer	48- Stützscheibe
49- Keçe	49- Seal	49- Wellendichtring
50- Cıvata	50- Bolt	50- Sechskantschraube
51- Üst Gövde	51- Gear Case (Upper Part)	51- Getriebegehäuse (Überteil)
52- Pim	52- Pin	52- Stift
53- Cıvata	53- Bolt	53- Sechskantschraube
54- Cıvata	54- Bolt	54- Sechskantschraube
55- Rulman Baskı Kapağı	55- Bearing Cover	55- Lagerdeckel
56- Cıvata	56- Bolt	56- Sechskantschraube
57- Üst Kapak	57- Upper Cover	57- Getriebedeckel
58- Cıvata	58- Bolt	58- Sechskantschraube
59- Havalandırma Cıvatası	59- Vent Plug	59- Entlüftungsschraube
60- Taşıma Kancası	60- Eye Bolt	60- Ringschraube
61- Yağ Boşaltma Cıvatası	61- Drain Plug	61- Verschluss-Schraube



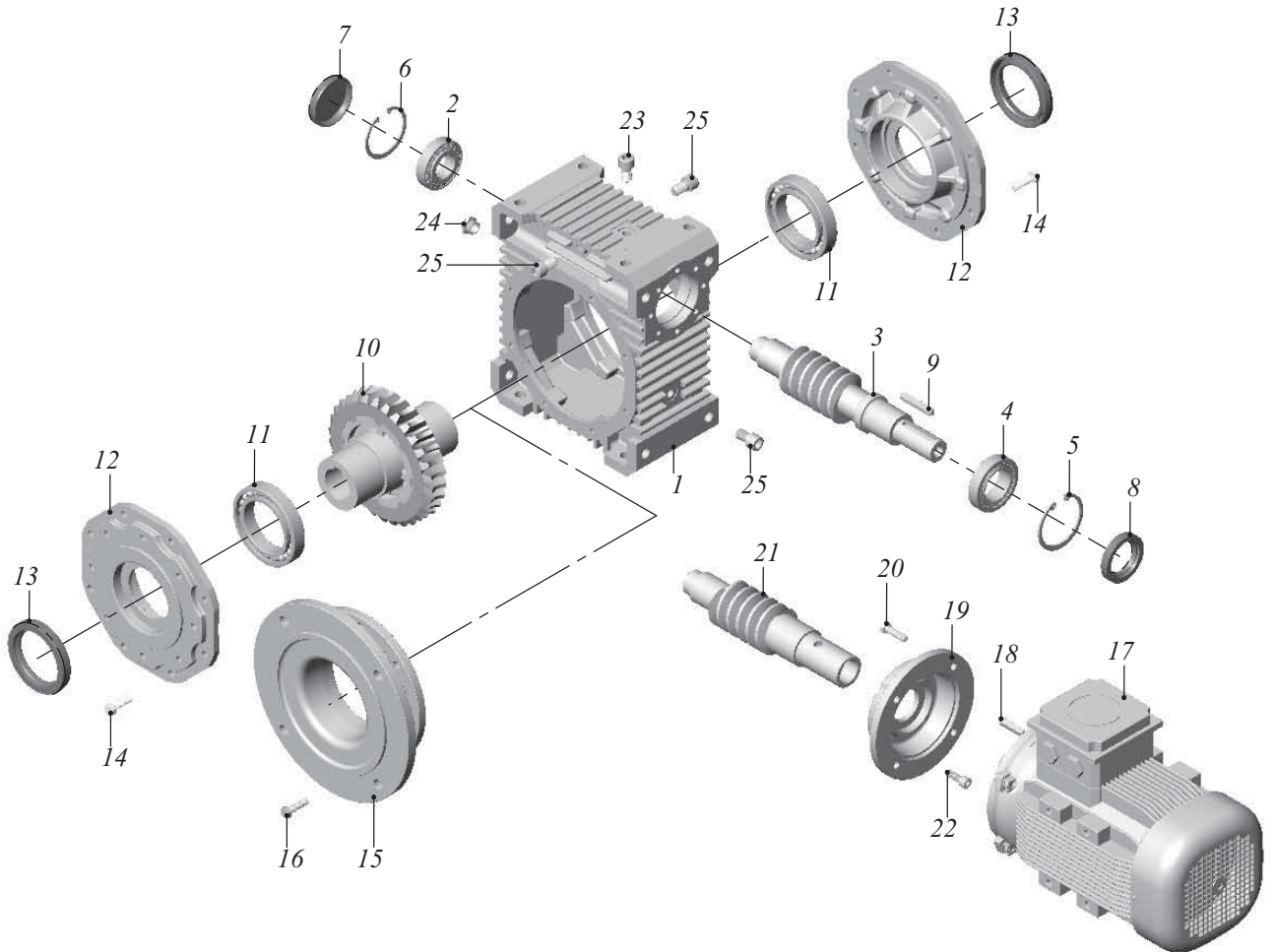
Yedek Parça Listesi

General Parts List

Einzelteilliste

TİP / TYPE / TYP

İRSA - İRSAP - İRSAM } 52-65-82-102-127-162
İRSF - İRSFP - İRSFM }



**Yedek Parça Listesi****General Parts List****Einzelteilliste****TİP / TYPE / TYP****İRSA / İRSF / İRSAP / İRSFP / İRSAM / İRSFM } 52-65-82-102-127-162**

1- Gövde	1- Gear Case	<i>1- Getriebegehäuse</i>
2- Rulman	2- Bearing	<i>2- Lager</i>
3- Sonsuz Vida (Giriş Mili)	3- Worm (Input Shaft)	<i>3- Schnecke (Antriebswelle)</i>
4- Rulman	4- Bearing	<i>4- Lager</i>
5- Segman	5- Circlip	<i>5- Sicherungsring</i>
6- Segman	6- Circlip	<i>6- Sicherungsring</i>
7- Tapa	7- Locking Cap	<i>7- Verschlusskappe</i>
8- Keçe	8- Seal	<i>8- Wellendichtring</i>
9- Kama	9- Key	<i>9- Passfeder</i>
10- Sonsuz Vida Çarkı	10- Worm Wheel	<i>10- Schneckenrad</i>
11- Rulman	11- Bearing	<i>11- Lager</i>
12- Büyük Kapak	12- Big Cover	<i>12- Abtriebsdeckel</i>
13- Keçe	13- Seal	<i>13- Wellendichtring</i>
14- Cıvata	14- Bolt	<i>14- Sechskantschraube</i>
15- Flanş	15- Flange	<i>15- Flansch</i>
16- Cıvata	16- Bolt	<i>16- Sechskantschraube</i>
17- Motor	17- Electric Motor	<i>17- Elektromotor</i>
18- Kama	18- Key	<i>18- Passfeder</i>
19- Motor Bağlantı Flanşı (IEC)	19- Motor Mounting Adapter (IEC)	<i>19- Motoranschlussflansch (IEC)</i>
20- Cıvata	20- Bolt	<i>20- Sechskantschraube</i>
21- Sonsuz Vida (Motorlu)	21- Worm (For Electric Motor)	<i>21- Schnecke (Für Elektromotor)</i>
22- Cıvata	22- Bolt	<i>22- Sechskantschraube</i>
23- Havalandırma Cıvatası	23- Vent Plug	<i>23- Entlüftungsschraube</i>
24- Yağ Seviye Tespit Cıvatası	24- Oil Level Plug	<i>24- Ölstandschraube</i>
25- Yağ Boşaltma Cıvatası	25- Drain Plug	<i>25- Verschluss-Schraube</i>



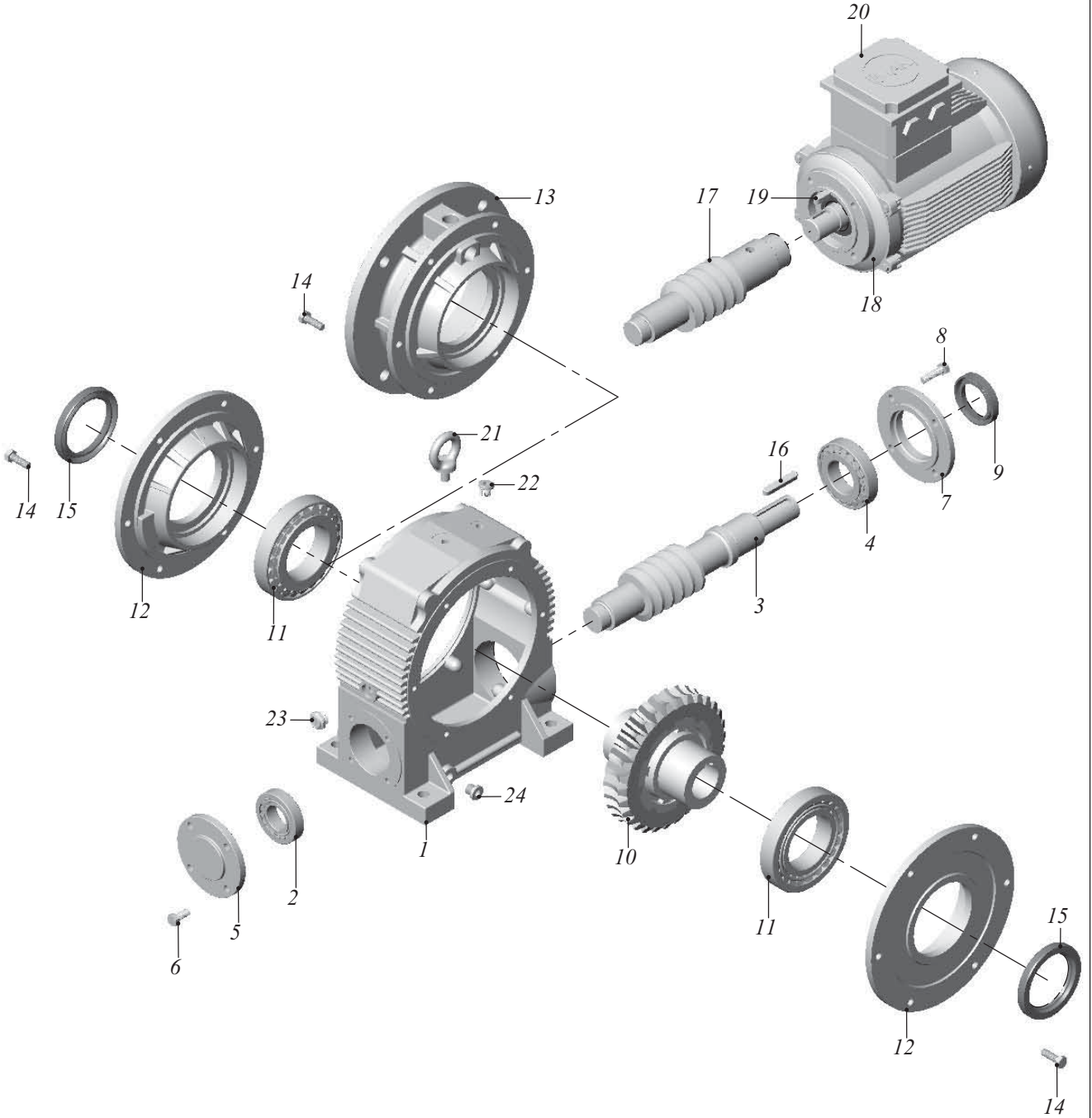
Yedek Parça Listesi

General Parts List

Einzelteilliste

TİP / TYPE / TYP

İRSA - İRSAP - İRSAM } 201-250
İRSF - İRSFP - İRSFM }



**Yedek Parça Listesi****General Parts List****Einzelteilliste****TİP / TYPE / TYP****İRSA / İRSF / İRSAP / İRSFP / İRSAM / İRSFM } 201-250**

1- Gövde	1- Gear Case	<i>1- Getriebegehäuse</i>
2- Rulman	2- Bearing	<i>2- Lager</i>
3- Sonsuz Vida (Giriş Mili)	3- Worm (Input Shaft)	<i>3- Schnecke (Antriebswelle)</i>
4- Rulman	4- Bearing	<i>4- Lager</i>
5- Rulman Baskı Kapağı	5- Bearing Cover	<i>5- Lagerdeckel</i>
6- Cıvata	6- Bolt	<i>6- Sechskantschraube</i>
7- Keçe Kapağı	7- Seal Cover	<i>7- Dichtringflansch</i>
8- Cıvata	8- Bolt	<i>8- Sechskantschraube</i>
9- Keçe	9- Seal	<i>9- Wellendichtring</i>
10- Sonsuz Vida Çarkı	10- Worm Wheel	<i>10- Schneckenrad</i>
11- Rulman	11- Bearing	<i>11- Lager</i>
12- Büyük Kapak	12- Big Cover	<i>12- Abtriebsdeckel</i>
13- Flanşlı Kapak	13- Flange	<i>13- Flansch</i>
14- Cıvata	14- Bolt	<i>14- Sechskantschraube</i>
15- Keçe	15- Seal	<i>15- Wellendichtring</i>
16- Kama	16- Key	<i>16- Passfeder</i>
17- Sonsuz Vida (Motorlu)	17- Worm (For Electric Motor)	<i>17- Schnecke (Für Elektromotor)</i>
18- Motor Bağlantı Kapağı	18- Motor Mounting Adapter	<i>18- Motoranschlussflansch</i>
19- Kama	19- Key	<i>19- Passfeder</i>
20- Motor	20- Electric Motor	<i>20- Elektromotor</i>
21- Taşıma Kancası	21- Lifting Eye Bolt	<i>21- Ringschraube</i>
22- Havalandırma Cıvatası	22- Vent Plug	<i>22- Entlüftungsschraube</i>
23- Yağ Seviye Tespit Cıvatası	23- Oil Level Plug	<i>23- Ölstandschraube</i>
24- Yağ Boşaltma Cıvatası	24- Drain Plug	<i>24- Verschluss-Schraube</i>



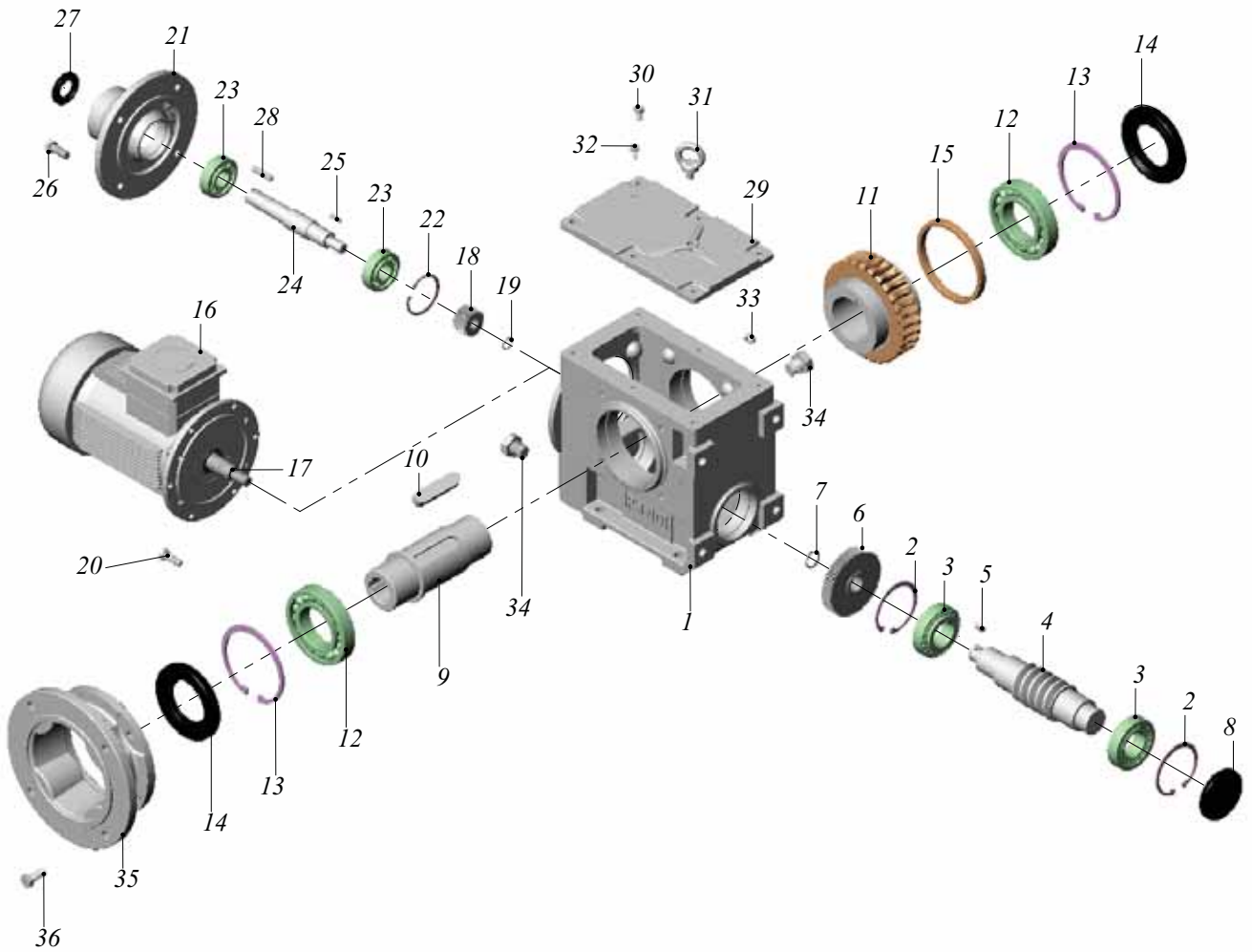
Yedek Parça Listesi

General Parts List

Einzelteilliste

TİP / TYPE / TYP

İRSD - İRSDM } 64 - 81 - 101
İRSDF - İRSDFM } 126 - 161



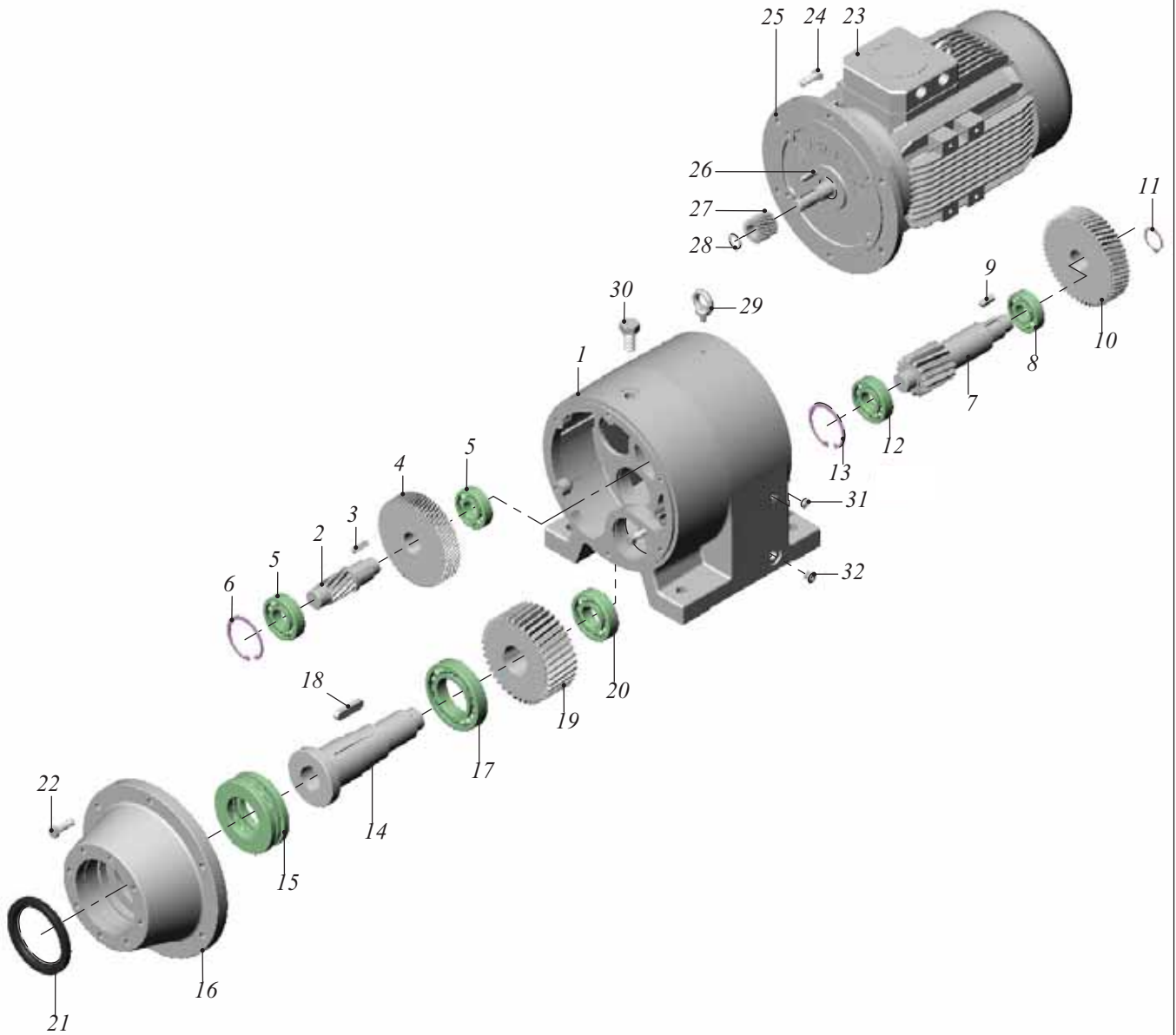
**Yedek Parça Listesi****General Parts List****Einzelteilliste****TİP / TYPE / TYP****İRSĐ / İRSDF / İRSĐM / İRSDFM } 64-81-101-126-161**

1- Gövde	1- Gear Case	1- Getriebegehäuse
2- Segman	2- Circlip	2- Sicherungsring
3- Rulman	3- Bearing	3- Lager
4- Sonsuz Vida	4- Worm	4- Schnecken
5- Kama	5- Key	5- Passfeder
6- Dişli Z2	6- Gear Z2	6- Rad Z2
7- Segman	7- Circlip	7- Sicherungsring
8- Tapa	8- Locking Cap	8- Verschlusskappe
9- Kovan	9- Hollow Shaft	9- Hohlwelle
10- Kama	10- Key	10- Passfeder
11- Sonsuz Vida Çarkı	11- Worm Wheel	11- Schneckenrad
12- Rulman	12- Bearing	12- Lager
13- Segman	13- Circlip	13- Sicherungsring
14- Keçe	14- Seal	14- Wellendichtring
15- Burç	15- Spacer	15- Stützscheibe
16- Motor	16- Electric Motor	16- Elektromotor
17- Kama	17- Key	17- Passfeder
18- Dişli Z1	18- Gear Z1	18- Ritzel Z1
19- Segman	19- Circlip	19- Sicherungsring
20- Cıvata	20- Bolt	20- Sechskantschraube
21- Motorsuz Kapak	21- Gear Case Cover	21- Antriebsdeckel
22- Segman	22- Circlip	22- Sicherungsring
23- Rulman	23- Bearing	23- Lager
24- Giriş Mili	24- Input Shaft	24- Antriebswelle
25- Kama	25- Key	25- Passfeder
26- Cıvata	26- Bolt	26- Sechskantschraube
27- Keçe	27- Seal	27- Wellendichtring
28- Kama	28- Key	28- Passfeder
29- Üst Kapak	29- Upper Cover	29- Getriebedeckel
30- Cıvata	30- Bolt	30- Sechskantschraube
31- Taşıma Kancası	31- Lifting Eye Bolt	31- Ringschraube
32- Havalandırma Cıvatası	32- Vent Plug	32- Entlüftungsschraube
33- Yağ Seviye Tespit Cıvatası	33- Oil Level Plug	33- Ölstandschraube
34- Yağ Boşaltma Cıvatası	34- Drain Plug	34- Verschluss-Schraube
35- Flanşlı Kapak	35- Flange	35- Flansch
36- Cıvata	36- Bolt	36- Sechskantschraube



TİP / TYPE / TYP

İRAE } 80-100-120




Yedek Parça Listesi
General Parts List
Einzelteilliste
TİP / TYPE / TYP
İRAE } 80-100-120

1- Gövde	1- Gear Case	1- Getriebegehäuse
2- Milli Dişli Z3	2- Gear Z3	2- Ritzelwelle Z3
3- Kama	3- Key	3- Passfeder
4- Dişli Z2	4- Gear Z2	4- Rad Z2
5- Rulman	5- Bearing	5- Lager
6- Segman	6- Circlip	6- Sicherungsring
7- Milli Dişli Z5	7- Gear Z5	7- Ritzelwelle Z5
8- Rulman	8- Bearing	8- Lager
9- Kama	9- Key	9- Passfeder
10- Dişli Z4	10- Gear Z4	10- Rad Z4
11- Segman	11- Circlip	11- Sicherungsring
12- Rulman	12- Bearing	12- Lager
13- Segman	13- Circlip	13- Sicherungsring
14- Segman	14- Circlip	14- Sicherungsring
15- Extruder Çıkış Mili	15- Extruder Output Shaft	15- Extruder Abtriebswelle
16- Rulman	16- Bearing	16- Lager
17- Extruder Rulman Gövdesi	17- Extruder Bearing Case	17- Extruder Lagergehäuse
18- Rulman	18- Bearing	18- Lager
19- Kama	19- Key	19- Passfeder
20- Dişli Z6	20- Gear Z6	20- Rad Z6
21- Rulman	21- Bearing	21- Lager
22- Keçe	22- Seal	22- Wellendichtring
23- Cıvata	23- Bolt	23- Sechskantschraube
24- Motor	24- Electric Motor	24- Elektromotor
25- Cıvata	25- Bolt	25- Sechskantschraube
26- Motor Bağlantı Kapağı	26- Motor Mounting Adapter	26- Motoranschlussflansch
27- Kama	27- Key	27- Passfeder
28- Dişli Z1	28- Gear Z1	28- Ritzel Z1
29- Segman	29- Circlip	29- Sicherungsring
30- Taşıma Kancası	30- Lifting Eye Bolt	30- Ringschraube
31- Havalandırma Cıvatası	31- Vent Plug	31- Entlüftungsschraube
33- Yağ Seviye Tespit Cıvatası	33- Oil Level Plug	32- Ölstandschraube
32- Yağ Boşaltma Cıvatası	32- Drain Plug	33- Verschluss-Schraube

